

National Health Mission, Assam

DISTRICT ROP, FY 2024-25 & 2025-26 - NHM ASSAM (RCH_NDCP_NCD_NUHM)							RS. IN LAKH	
FMR Code/ SL. No.		Programme/ Theme	Activity/Sub-Activity	Whether is it new activity ? (Yes/ No)	Fresh RoP Approvals F.Y. :: 2024 - 2026			
FMR code	Sl. No.				2024-25		2025-26	
					Phy. Target	Budget provision	Phy. Target	Budget provision
RCH.1		Maternal Health						
	1		Village Health & Nutrition Day (VHND)		141103	68.18	159056	79.53
	1.1		Monthly village health and nutrition days (transportation of thermoflask containing the HIV kits along with vaccine's)	No	136368	68.18	159056	79.53
	1.2		Procurement of thermoflask	new	4735			0
	2		Pregnancy Registration and Ante-Natal Checkups		954739	241.02	968680	244.96
	2.1		Printing of MCP cards, Safe motherhood booklets etc	No	829217	199.01	836882	200.85
	2.2		printing of HRPW register	No	15504	31.01	16279	32.56
	2.3		printing of HRPW format	No	110018	11.00	115519	11.55
	3		Janani Suraksha Yojana (JSY)		841534	8536.93	432769	8744.01
	3.1		JSY Benefits (Home deliveries)	No	3000	15.00	3000	15.00
	3.2		JSY Benefits (Rural deliveries)	No	400000	5600.00	410000	5740.00

National Health Mission, Assam

DISTRICT ROP, FY 2024-25 & 2025-26 - NHM ASSAM (RCH_NDCP_NCD_NUHM)							RS. IN LAKH	
FMR Code/ SL. No.		Programme/ Theme	Activity/Sub-Activity	Whether is it new activity ? (Yes/ No)	Fresh RoP Approvals F.Y. :: 2024 - 2026			
FMR code	Sl. No.				2024-25		2025-26	
				Phy. Target	Budget provision	Phy. Target	Budget provision	
RCH.1		Maternal Health						
	3.3		JSY Benefits (Urban deliveries)	No	19000	190.00	19000	190.00
	3.4		JSY Benefits (C-section deliveries)	No	500	20.00	500	20.00
	3.5		JSY incentive to ASHA	No	419000	2476.00	235	2536.00
	3.6		JSY Administrative Expenses	No	34	235.93	34	243.01
	4		Janani Shishu Suraksha Karyakram (JSSK) (excluding transport)		1218253	7684.53	1330335	7856.21
	4.1		Diet services for JSSK beneficiaries (3days for Nomal delivery and 7 days for Caesarean)	no	448024	2143.74	552013	2208.05
	4.2		Blood transfusion for JSSK beneficiary	no	23899	155.34	25094	163.11
	4.3		Other JSSK drugs and consumables	no	34	2400.27	34	2472.28
	4.4		Free diagnostics for pregnant women under JSSK	no	746296	2985.18	753194	3012.765

National Health Mission, Assam

DISTRICT ROP, FY 2024-25 & 2025-26 - NHM ASSAM (RCH_NDCP_NCD_NUHM)							RS. IN LAKH	
FMR Code/ SL. No.		Programme/ Theme	Activity/Sub-Activity	Whether is it new activity ? (Yes/ No)	Fresh RoP Approvals F.Y. :: 2024 - 2026			
FMR code	Sl. No.				2024-25		2025-26	
					Phy. Target	Budget provision	Phy. Target	Budget provision
RCH.1		Maternal Health						
	5		Janani Shishu Suraksha Karyakram (JSSK) - transport		501787	3512.51	516841	3617.89
	5		Free referral transport - JSSK for pregnant women	no	501787	3512.51	516841	3617.89
	6		Pradhan Mantri Surakshit Matritva Abhiyan (PMSMA)		34	186.90	34	196.24
	6		PMSMA activities at State/District level		34	186.90	34	196.24
	7		Surakshit Matritva Aashwasan (SUMAN)	no	374	161.84	526	237.84
	7.1		Printing of SUMAN Guideline	no	0	0.00	0	0
	7.2		District level review meeting (monthly)	no	34	4.08	34	4.08
	7.3		Block level review meeting	no	153	3.06	229	3.06
	7.4		Other SUMAN activities/ SUMAN Champion	no	34	1.70	34	1.7
	7.5		Maternal Health Month under SUMAN	new	153	153.00	229	229
	8		Midwifery		7	15.22	31	190.25
	8.1		Strengthening of existing training institutions /Nursing school	no	1	0.50	1	0

National Health Mission, Assam

DISTRICT ROP, FY 2024-25 & 2025-26 - NHM ASSAM (RCH_NDCP_NCD_NUHM)							RS. IN LAKH	
FMR Code/ SL. No.		Programme/ Theme	Activity/Sub-Activity	Whether is it new activity ? (Yes/ No)	Fresh RoP Approvals F.Y. :: 2024 - 2026			
FMR code	Sl. No.				2024-25		2025-26	
					Phy. Target	Budget provision	Phy. Target	Budget provision
RCH.1		Maternal Health						
	8.2		Travel & training cost of Midwifery educators- From State to National Institute	no	6	14.72	0	0
	8.3		Training of Nurse practitioners in midwives	no			30	190.25
	9		Maternal Death Review		263	31.30	263	31.30
	9.1		Maternal Death Review (both in institutions and community)	no	5	14.83	5	14.83
	9.2		Incentive to the Primary informer of Maternal Deaths (ASHA Incentive)	no	250	2.05	250	2.05
	9.3		Printing of MDR formats	no	6	3.00	6	3.00
	9.4		MDR review meeting (bi- annual)	no	2	11.42	2	11.42
	10		Comprehensive Abortion Care		85264	236.93	89654	257.45
	10.1		ASHA incentive for CAC service.	no	51277	76.92	53414	80.12
	10.2		Procurement of MVA equipments (Double valve MVA Syringe) for MOs providing CAC services	no	1751	35.02	1855	37.10
	10.3		Drugs for safe abortion (MMA)	no	32048	11.22	34185	11.96
	10.4		Pelvic model for Hands on training on CAC	no	0	0.00	0	0
	10.5		ToT on safe abortion services	no	1	2.72	0	0
	10.6		Training of Medical Officers in safe abortion	no	47	65.61	52	72.59
	10.7		Training of Medical officers on Medical Method of Abortion (New)	no	28	14.04	35	17.56

National Health Mission, Assam

DISTRICT ROP, FY 2024-25 & 2025-26 - NHM ASSAM (RCH_NDCP_NCD_NUHM)							RS. IN LAKH			
FMR Code/ SL. No.		Programme/ Theme	Activity/Sub-Activity	Whether is it new activity ? (Yes/ No)	Fresh RoP Approvals F.Y. :: 2024 - 2026					
FMR code	Sl. No.				2024-25		2025-26			
					Phy. Target	Budget provision	Phy. Target	Budget provision		
RCH.1		Maternal Health								
RCH.1	10.8	Maternal Health	State level review on CAC	no	1	2.72	1	2.72		
	10.9		District Level review on CAC	no	34	2.45	34	2.45		
	10.10		CAC District level Committee Meeting	no	68	2.41	68	2.41		
	10.11		Budget proposed for printing of consent form , RMP opinion, Admission register and Evacuation Register , Form D as per MTP Act	no	6	10.83	6	11.54		
	10.12		Printing of CAC Provider's Training Manual	no	0	0.00	0	0		
	10.13		Printing of CAC Nursing Training Manual	no	0	0.00	0	0		
	10.14		Printing of MMA Provider Manual	no	0	0.00	0	0		
	10.15		Printing of MTP Act booklet as per ammendment 2021	no	0	0.00	0	0		
	10.16		Printing of ASHA Handbook for Abortion	no	0	0.00	0	0		
	10.17		Budget for Strengthening of CAC service site_Kamrup Metro and Hailakandi (Hailakani & Kamrup Metro in 2024-25 and Barpeta, Lakhimpur & Sonitpur in 2025-26)	no	2	12.00	3	18		
	10.18		Operational cost for existing Model CAC Centre, AMCH, Dibrugarh	no	1	1.00	1	1		
	11			MCH Wings			2	600.00	2	1600.00
	11.1			MCH Wings at Tamulpur Dist		ongoing	1	500.00	1	1000
11.2		MCH Wings at Goalpara Civil Hospital		new	1	100.00	1	600		

National Health Mission, Assam

DISTRICT ROP, FY 2024-25 & 2025-26 - NHM ASSAM (RCH_NDCP_NCD_NUHM)							RS. IN LAKH	
FMR Code/ SL. No.		Programme/ Theme	Activity/Sub-Activity	Whether is it new activity ? (Yes/ No)	Fresh RoP Approvals F.Y. :: 2024 - 2026			
FMR code	Sl. No.				2024-25		2025-26	
					Phy. Target	Budget provision	Phy. Target	Budget provision
RCH.1		Maternal Health						
	12		FRUs		71	35.50	0	0.00
	12		Requirement of Labour room equipments for FRUs	no	71	35.50	0	0
	13		HDU/ICU - Maternal Health		0	0.00	0	0.00
	13		Equipemnts for obstetric ICUs/HDUs (as per operational guidelines of ICUs and HDUs, 2017)		0	0.00	0	0
	14		Labour Rooms (LDR + NBCCs)		2	88.87	2	93.30
	14.1		Printing of Labour room registers and bed head tickets	no	2	88.87	2	93.30
	14.2		Procuremen of required to convert Health Institutions (SCs) to delivery points	no	0	0.00	0.00	0
	15		LaQshya		35	73.42	35	73.42
	15.1		LaQshya related activities	no	34	43.68	34	43.68
	15.2		Procurement under LaQshya	no	1	29.74	1	29.74
	16		Implementation of RCH Portal/ ANMOL/ MCTS		10064	241.54	10064	241.54
	16.1		Implementation of ANMOL	No	10064	241.54	10064.00	241.54
	16.2		Call Centre (Capex/ Opex)			0.00		0

National Health Mission, Assam

DISTRICT ROP, FY 2024-25 & 2025-26 - NHM ASSAM (RCH_NDCP_NCD_NUHM)							RS. IN LAKH	
FMR Code/ SL. No.		Programme/ Theme	Activity/Sub-Activity	Whether is it new activity ? (Yes/ No)	Fresh RoP Approvals F.Y. :: 2024 - 2026			
FMR code	Sl. No.				2024-25		2025-26	
					Phy. Target	Budget provision	Phy. Target	Budget provision
RCH.1		Maternal Health						
	17		Other MH Components		455463123	3338.05	478533527	3431.09
	17.1		Community based distribution of Misoprostol	no	14273	21.41	14273	21.41
	17.2		ASHA incentive for full ANC	no	700247	1050.37	735259	1102.89
	17.3		ASHA incentive for ensuring Institutional Delivery of identified HRPW	no	49231	49.23	54154	54.15
	17.4		IFA tablets for pregnant and lactating mothers			0.00		0
	17.5		Calcium Tablets	no	453477761	925.09	476435149	971.94
	17.6		Albendazole Tablets			0.00		0
	17.7		Procurement of Iron Sucrose and syringe and scalp vein set			0.00		0
	17.8		Procurement of dual kit for HIV and syphilis	no	1153352	0.00	1211019	0
	17.9		Procurement of digital invasive hemoglobinometer	no		0.00		0
	17.10		RTI/STI drugs and consumables	no		0.00		0
	17.11		RPR kits		50000	0.00	65000	0
	17.12		Purchasing of refrigerator	no		0.00		0
	17.13		Procurement of safe delivery kit	no	620	18.60	620	18.6
	17.14		Procurement of articles for nursing school and college	no		0.00		0
	17.15		Incentive/Awards etc to SN, ANMs etc (including group /team based incentives at sub centre/PHC for primary care)	no	9	282.43	9	288.62

National Health Mission, Assam

DISTRICT ROP, FY 2024-25 & 2025-26 - NHM ASSAM (RCH_NDCP_NCD_NUHM)							RS. IN LAKH	
FMR Code/ SL. No.		Programme/ Theme	Activity/Sub-Activity	Whether is it new activity ? (Yes/ No)	Fresh RoP Approvals F.Y. :: 2024 - 2026			
FMR code	Sl. No.				2024-25		2025-26	
					Phy. Target	Budget provision	Phy. Target	Budget provision
RCH.1		Maternal Health						
	17.16		ToT for SBA	no	1	1.75	0	0
	17.17		Training of staff nurses/ ANMs / LHV in SBA	no	164	270.60	174	287.1
	17.18		ToT for RTI/STI training	no	0	0.00	0	0
	17.19		Training of ANMs /staff nurses in RTI/STI	no	34	9.874	34	9.874
	17.20		Training of Medical officers in RTI/STI	no	34	12.118	34	12.118
	17.21		BEmoC training for MOs/LMOs	no	23	44.65	24	46.60
	17.22		DAKSHATA training	no	81	56.40	92	64.06
	17.23		Skill Lab Trainng	no	26	33.61	31	40.07
	17.24		Other Maternal health trainings	no		0.00		0.00
	17.25		Setting up of Skill lab	no		0.00		
	17.26		Onsite monitoring at delivery points/ nursing institution/ nursing school	no		0.00		0.00
	17.27		Training of ANMs, Staff Nurses, AWW, AWS	no		0.00		0.00
	17.28		IEC Activities under MH		35	446.49	35	399.72
	17.29		ASHA Incentive for High Risk Post Natal Mother	no	17158	42.90	17547	43.87

National Health Mission, Assam

DISTRICT ROP, FY 2024-25 & 2025-26 - NHM ASSAM (RCH_NDCP_NCD_NUHM)							RS. IN LAKH	
FMR Code/ SL. No.		Programme/ Theme	Activity/Sub-Activity	Whether is it new activity ? (Yes/ No)	Fresh RoP Approvals F.Y. :: 2024 - 2026			
FMR code	Sl. No.				2024-25		2025-26	
					Phy. Target	Budget provision	Phy. Target	Budget provision
RCH.1		Maternal Health						
	17.30		Operation cost of Birth Waiting Home	no	73	70.08	73	70.08
	17.31		TOT for Dakshata training	new	1	2.45	0	0.00
	18		State specific Initiatives and Innovations		26582	2804.43	27382	2813.23
	18.1		Procurement of Uterine Ballon tamponde	ongoing	0	0.00	800	8.8
	18.2		Tribal RCH (Outreach Activities)	ongoing	1160	130.15	1160	130.15
	18.3		Birth Waiting Home	ongoing	3	7.32	3	7.32
	18.4		Matrighar	ongoing	3	17.42	3	17.42
	18.5		Project Subhagaya (Pilot Project at Bongaigain District)	no		0.00		0
	18.6		"Project Aavaran" - special ANC drive	no		0.00		0
	18.7		ANC wheel	new	6000	9.00	6000	9.00
	18.8		Wage Compensation Scheme for the Pregnant Women of the Tea Garden Areas of Assam	new	19416	2640.54	19416	2640.54
			Sub-Total - RCH.1- MH			27857.17		29708.26

National Health Mission, Assam

DISTRICT ROP, FY 2024-25 & 2025-26 - NHM ASSAM (RCH_NDCP_NCD_NUHM)							RS. IN LAKH		
FMR Code/ SL. No.		Programme/ Theme	Activity/Sub-Activity	Whether is it new activity ? (Yes/ No)	Fresh RoP Approvals F.Y. :: 2024 - 2026				
FMR code	Sl. No.				2024-25		2025-26		
					Phy. Target	Budget provision	Phy. Target	Budget provision	
RCH.1		Maternal Health							
RCH.2		PC & PNDT Act							
	19.1	PC & PNDT Act	Mobility Support	No	2800	10.50	2800	10.50	
	19.2		Others	No	32	12.00	32	12.00	
	19.3		i) Training of district Appropriate Authorities and district PNDT Reporting Officers	No	2	5.30	2	5.30	
	19.5		Creating awareness on declining sex ratio issue (PNDT) i) Flex Banner ii) Posters iii) Leaflets iv)	No	1	4.96	1	4.96	
	19.6		i) Any other IEC/BCC activities (Observation of Girl Child Day). (State level+ District level)	no	35	22.00	35	22.00	
	20		Gender Based Violence & Medico						
	20.1		Awareness Campaign	No	31	10.00	31	10.00	
			Sub-Total - RCH.2- PC-PNDT		2901	64.76	2901	64.76	
RCH.3		Rashtriya Bal Swasthya Karyakram (RBSK)				8194358	1507.05	8194194	1468.03
	21.1		Mobility support for RBSK Mobile health team	No	306	1285.20	306	1285.20	
	21.2		Support for RBSK: CUG connection per team and rental	No	306	11.0200	306	11.02	
	21.3		Equipment's for Mobile Health Team	No	306	7.04	0	0.00	
	21.6		RBSK Training of Mobile Health Team-technical and managerial (5 days)	No	1	8.61	0	0.00	

National Health Mission, Assam

DISTRICT ROP, FY 2024-25 & 2025-26 - NHM ASSAM (RCH_NDCP_NCD_NUHM)							RS. IN LAKH	
FMR Code/ SL. No.		Programme/ Theme	Activity/Sub-Activity	Whether is it new activity ? (Yes/ No)	Fresh RoP Approvals F.Y. :: 2024 - 2026			
FMR code	Sl. No.				2024-25		2025-26	
					Phy. Target	Budget provision	Phy. Target	Budget provision
RCH.1		Maternal Health						
	21.7		Two days District level RBSK online Portal training of MHT under RBSK	No	51	23.61	0	0.00
	21.9		Printing of RBSK Cards and Registers	No	8192857	153.46	8193051	153.70
	21.11		RBSK Convergence/Monitoring meetings	No	531	18.11	531	18.11
			sl. no. 21 total:		43414	685.420	7128	950.120
	22.1	RBSK at Facility Level including District	New born screening as per RBSK Comprehensive Newborn Screening: Handbook for screening visible birth defects at all delivery points.	No	1001	1.930	1001	1.930
	22.2		Referral Support for Secondary/ Tertiary care (pl give unit cost and unit of measure as per RBSK guidelines) - RBSK	No	5748	262.92	5748	262.92
	22.3		DEIC (Operation Cost)	No	22	25.92	24	31.68
	22.4		Equipment's for DEIC	No	4	249.72	2	124.86
	22.5		Estimated Budget for 5 days Training of DEIC Staff	No	0	0.00	2	55.44
	22.6		District level one day orientation for MO/ other staff delivery points	No	0	0.00	44	15.69
	22.7		Journey_of_The_First_1000_Days (Booklet for Printing)	No	36331	36.330	0	0.00

National Health Mission, Assam

DISTRICT ROP, FY 2024-25 & 2025-26 - NHM ASSAM (RCH_NDCP_NCD_NUHM)							RS. IN LAKH	
FMR Code/ SL. No.		Programme/ Theme	Activity/Sub-Activity	Whether is it new activity ? (Yes/ No)	Fresh RoP Approvals F.Y. :: 2024 - 2026			
FMR code	SI. No.				2024-25		2025-26	
		Phy. Target	Budget provision	Phy. Target	Budget provision			
RCH.1		Maternal Health						
	22.8		Upgradation of Bongaigaon DEIC	Yes	1	1.00	0	0.00
	22.9		Establishment of State of Art Early Intervention Centre for Children cum Centre of Excellence	Yes	1	77.00	1	427.00
	22.10		Multi-Specialty Medical Camp (2 times in a Year) Block Wise	Yes	306	30.60	306	30.60
			Sub-Total - RCH. 3- RBSK		8237772	2192.470	8201322	2418.15
RCH.3		Child Health						
	23		Community Based Care - HBNC & HBYC		989343	3249.680	1048020.148	3225.890
	23.1		Incentive for Home Based Newborn Care Programme (HBNC of Mother & Newborn upto 42 days after Delivery)	No	556381	1390.953	567509	1418.770
	23.2		Incentive for Follow up of LBW & SNCU discharged babies	No	21478	42.955	12766	25.532
	23.3		Printing of HBNC voucher, HBNC Booklet and other formats	No	1	142.560	1	143.450
	23.4		Incentive to ASHA for quarterly visits under HBYC	No	346372	995.650	400236	1147.862
	23.5		Printing cost for HBYC	No	1	46.950	1	51.710

National Health Mission, Assam

DISTRICT ROP, FY 2024-25 & 2025-26 - NHM ASSAM (RCH_NDCP_NCD_NUHM)							RS. IN LAKH	
FMR Code/ SL. No.		Programme/ Theme	Activity/Sub-Activity	Whether is it new activity ? (Yes/ No)	Fresh RoP Approvals F.Y. :: 2024 - 2026			
FMR code	Sl. No.				2024-25		2025-26	
					Phy. Target	Budget provision	Phy. Target	Budget provision
RCH.1		Maternal Health						
	23.6		Development of Flip Chart for ASHA & AWW on Child Care and ready reference during Home Visit. Hoarding (INAP-Community Based Care)	No	5031	92.910	4691	24.910
	23.7		HBYC ECD Kit	No	8324	66.590	2984	23.870
	23.8		HBYC monitoring	No	51555	12.889	59634	14.909
	23.9		State level ToT and District level training of ANM, MPW, ASHA supervisors, ASHA under HBYC	No	198	286.110	196	283.220
	23.10		Procurment of HBNC kit and replenishment of HBNC kit	No	1	112.923	1	33.987
	23.11		Printing of HBNC flip chart & HBYC Training modules	No	1	59.190	1	57.670
	24		Facility Based New born Care		2004	1834.686	1896	1597.530
	24.1		Operating expenses for SNCU	No	54	453.502	54	469.500
	24.2		Operating expenses for NBSU	No	186	74.150	186	85.230
	24.3		Operating expenses for NBCC	No	1325	71.260	1325	71.260
	24.4		Operating expenses for Family participatory care (KMC)	No	51	21.000	54	22.800
	24.5		Operating expenses for State new-born resource centre	No	1	2.500	1	2.500

National Health Mission, Assam

DISTRICT ROP, FY 2024-25 & 2025-26 - NHM ASSAM (RCH_NDCP_NCD_NUHM)							RS. IN LAKH	
FMR Code/ SL. No.		Programme/ Theme	Activity/Sub-Activity	Whether is it new activity ? (Yes/ No)	Fresh RoP Approvals F.Y. :: 2024 - 2026			
FMR code	Sl. No.				2024-25		2025-26	
					Phy. Target	Budget provision	Phy. Target	Budget provision
RCH.1		Maternal Health						
	24.6		Additional building/ Major Upgradation of Facility based new-born care centres (SNCU/NBSU/NBCC/ KMC unit) (NBSU Renovation)	No	38	121.210		0.000
	24.7		Spill over of Ongoing Upgradation-Facility based new-born care centres (SNCU/NBSU/NBCC/KMC unit)/MNCU & State resource centre/CLMC units/Paediatric HDUs.	No				
	24.8		New construction: Facility based new-born care centres (SNCU/NBSU/NBCC/KMC unit/ MNCU)	No	8	334.200	8	367.000
	24.9		Any other (Power Audit)	No	1	50.000	1	50.000
	24.10		Any other equipment (including equipment for SRC/MNCU/SNCU/ NBSU/NBCC/NRC/ etc.	No	1	229.550	1	138.950
	24.11		IMNCI Training for ANMs/LHW. Shifted to 27.5 (Pediatric Care)	No				
	24.12		F-IMNCI Trainings for Medical officers and Staff Nurses. Shifted to 27.6 (Pediatric Care).	No				
	24.13		ToT for NSSK	No				
	24.14		NSSK Training for MOs	No	34	50.660	26	38.740
	24.15		NSSK training for Staff Nurses	No	38	51.760	32	43.574

National Health Mission, Assam

DISTRICT ROP, FY 2024-25 & 2025-26 - NHM ASSAM (RCH_NDCP_NCD_NUHM)							RS. IN LAKH	
FMR Code/ SL. No.		Programme/ Theme	Activity/Sub-Activity	Whether is it new activity ? (Yes/ No)	Fresh RoP Approvals F.Y. :: 2024 - 2026			
FMR code	Sl. No.				2024-25		2025-26	
		Phy. Target	Budget provision	Phy. Target	Budget provision			
RCH.1		Maternal Health						
RCH-3	24.16	Child Health	NSSK Training for CHO	No	34	46.308	17	23.150
	24.17		FBNC 4 Days Training	No	9	33.820	8	29.150
	24.18		14 Days Observership	No	32	87.170	32	87.170
	24.19		New Born Stabilization training Package for Medical Officers and Staff nurses New Born	No	11	24.830	8	18.060
	24.20		Other Child Health Training: NBSU Data Management	No	2	4.600		0.000
	24.21		Printing for NSSK, NBSU, FBNC training packages and the translation	No	1	4.520	1	3.200
	24.22		Printing SNCU Data Management (& NBSU Data Management)	No	1	18.680	1	18.680
	24.23		SNCU Data Management Excluding HR (SNCU Follow Up SMS).	No	1	1.904	1	1.904
	24.24		Observation of Newborn Care Week for awareness among the community.	No	34	35.210	34	35.210
	24.25		Development of Child Friendly Infrastructure under MusQan	No	6	38.000	5	30.000
	24.26		Printing of Protocols and IEC for MusQan	No				
	24.27		SNCU Data Management Excluding HR (NICU data management and Printing cost of Online forms).	No	51	10.200	54	10.800
	24.28		Incentive based data management of NBSUs	No	1	16.336	1	16.336

National Health Mission, Assam

DISTRICT ROP, FY 2024-25 & 2025-26 - NHM ASSAM (RCH_NDCP_NCD_NUHM)							RS. IN LAKH	
FMR Code/ SL. No.		Programme/ Theme	Activity/Sub-Activity	Whether is it new activity ? (Yes/ No)	Fresh RoP Approvals F.Y. :: 2024 - 2026			
FMR code	Sl. No.				2024-25		2025-26	
					Phy. Target	Budget provision	Phy. Target	Budget provision
RCH.1		Maternal Health						
	24.29		State SNCU Performance review workshop twice a year.	No	2	14.880	2	14.880
	24.30		Regional Review Meetings Child Health.	No	8	4.416	8	4.416
	24.31		MNCU Operational Cost	No	2	2.000	2	2.000
	24.32		District level Training for Family Participatory Care (KMC)	No	34	13.020	34	13.020
	24.33		KMC Establishment	No	38	19.000		
	25		Child Death Review		177	148.061	137.000	133.398
	25.1		Child Death Review Training	No	142	102.834	102	87.449
	25.2		Child Death Reveiw	No	34	40.865	34	41.549
	25.3		Printing of Child Death Review formats	No	1	4.362	1	4.400
	26		SAANS		312	195.550	300	162.340
	26.1		Handheld Pulse Oximeter and nebulizer under SAANS		1	28.060	1	3.400
	26.2		Printing of Treatment Protocols and ASHA and AWW leaflet, ASHA screening format	No	1	13.890	1	10.030
	26.3		State /District level Launching, planning and orientation meeting of 'SAANS Campaign'	No	1	12.580	1	12.580
	26.4		District level SAANS training for MO, Staff Nurse , CHO,ANM and ASHA	No	275	107.250	263	102.560
	26.5		Monitoring , evaluation for SAANS Initiative	No				

National Health Mission, Assam

DISTRICT ROP, FY 2024-25 & 2025-26 - NHM ASSAM (RCH_NDCP_NCD_NUHM)							RS. IN LAKH	
FMR Code/ SL. No.		Programme/ Theme	Activity/Sub-Activity	Whether is it new activity ? (Yes/ No)	Fresh RoP Approvals F.Y. :: 2024 - 2026			
FMR code	Sl. No.				2024-25		2025-26	
					Phy. Target	Budget provision	Phy. Target	Budget provision
RCH.1		Maternal Health						
	26.6		Observation of SAANS awareness among the community.	No	34	33.770	34.00	33.770
	27		Paediatric Care		153	679.310	145	617.226
	27.1		Operating Expense for Pediatric HDU, Emergency, OPD and Ward	No	43	182.000	43	182.000
	27.2		Other Printing (PICU Printing)	No	1	43.950	1	39.140
	27.3		Equipment for Paediatric PICU, Emergency, OPD, Ward	No	1	7.860		
	27.4		Procurement of Child friendly clothing under MusQan (Dropped as per NPCC discussion)	No				
	27.5		IMNCI Training for ANMs/LHW. Shifted from 24.11	No	102	368.930	96	324.930
	27.6		F-IMNCI Trainings for Medical officers and Staff Nurses. Shifted from 24.11	No	5	15.810	4	10.396
	27.7		Spill over of Ongoing Upgradation-Facility based new-born care centres (SNCU/NBSU/NBCC/KMC unit)/MNCU & State resource centre/CLMC units/Paediatric HDUs.	No				
	27.8		Operational Cost For Pediatric Centre of Excellences (CoE): For HUB and Spoke	No	1	60.760	1	60.760
	28		Janani Shishu Suraksha Karyakram (JSSK) (excluding transport)		34	989.980	34	1047.640

National Health Mission, Assam

DISTRICT ROP, FY 2024-25 & 2025-26 - NHM ASSAM (RCH_NDCP_NCD_NUHM)							RS. IN LAKH	
FMR Code/ SL. No.		Programme/ Theme	Activity/Sub-Activity	Whether is it new activity ? (Yes/ No)	Fresh RoP Approvals F.Y. :: 2024 - 2026			
FMR code	Sl. No.				2024-25		2025-26	
		Phy. Target	Budget provision	Phy. Target	Budget provision			
RCH.1		Maternal Health						
	28.1		Free Drugs and Consumables and Free diagnostics to all infants under JSSK	No	34	989.980	34	1047.640
				No				
	29		Janani Shishu Suraksha Karyakram (JSSK) - transport		51	122.700	54	122.700
	29.2		Financial assistance to mothers of SNCU discharged babies under Free transportation under JSSK	No	51	122.700	54	122.700
	30		Other Child Health Components		1	238.940	1	238.940
	30.2		Electronic Media on (Early Initiation and exclusive breastfeeding, Pneumonia, home base new born care and RBSK)	No	1	238.940	1	238.940
	31		State specific Initiatives and Innovations		2	63.460	2	63.46
	31.1		Printing of e-HBNC Reporting Formats	Yes	1	2.050	1	2.050
	31.2		ASHA Incentive for Extended-Home Based New-born Care programme (e-HBNC)	Yes	1	61.410	1	61.410
			Sub-Total - RCH.3 - CH		992077	7522.367	1050589.148	7209.124
RCH.4	32	Immunization	Immunization including Mission Indradhanush			4519.78		4526.85

National Health Mission, Assam

DISTRICT ROP, FY 2024-25 & 2025-26 - NHM ASSAM (RCH_NDCP_NCD_NUHM)							RS. IN LAKH	
FMR Code/ SL. No.		Programme/ Theme	Activity/Sub-Activity	Whether is it new activity ? (Yes/ No)	Fresh RoP Approvals F.Y. :: 2024 - 2026			
FMR code	Sl. No.				2024-25		2025-26	
					Phy. Target	Budget provision	Phy. Target	Budget provision
RCH.1		Maternal Health						
	32.1		Consumables for computer including provision for internet access for strengthening RI	Ongoing	44	4.08	44	4.08
	32.2		Teeka Express Operational Cost (Vehicle Hiring for DIO @ Rs.18,000/- per month)	Ongoing	480	73.44	480	73.44
	32.3		JE Campaign Operational Cost	Ongoing		0.00		0.00
	32.4		Measles Rubella SIA operational Cost	Ongoing		0.00		0.00
	32.5		Focus on slum & underserved areas in urban areas/alternative vaccinator for slums (only where regular ANM under NUHM not engaged)	Ongoing	11612	72.47	11612	72.47
	32.6		Mobility support for mobile health team/ TA/DA to vaccinators for coverage in vacant sub-centres (per day Mobility : 1200/-, Vaccinator: 450/-, Driver: 400/-)	Ongoing	2748	35.25	2748	35.25
	32.7		ASHA Incentive under Immunization (FI:100/-, CI: 75/-, DPTb: 50/-, Target: 731,307)	Ongoing	718131	1609.32	718131	1615.79

National Health Mission, Assam

DISTRICT ROP, FY 2024-25 & 2025-26 - NHM ASSAM (RCH_NDCP_NCD_NUHM)							RS. IN LAKH	
FMR Code/ SL. No.		Programme/ Theme	Activity/Sub-Activity	Whether is it new activity ? (Yes/ No)	Fresh RoP Approvals F.Y. :: 2024 - 2026			
FMR code	Sl. No.				2024-25		2025-26	
					Phy. Target	Budget provision	Phy. Target	Budget provision
RCH.1		Maternal Health						
	32.8		Mobilization of children through ASHA or other mobilizers (Rs.200/- for Mobilisation of Children & P.W per sess. Rs. 300/- for lime lising and Due list preparation twice a year)	Ongoing	633772	629.86	633772	629.86
	32.9		Any other (please specify) Construction of RVS/ DVS	Ongoing	10	0.00	10	0.00
	32.1		Safety Pits	Ongoing	191	11.46	191	11.46
	32.11		Hub Cutter			0.00		0.00
	32.12		Red/Black plastic, Zipper Bag, Tracking Bag etc.	Ongoing	4929	87.44	4929	87.44
	32.13		Bleach/Hypochlorite solution/ Twin bucket, Anaphylaxix Kit	Ongoing	4929	113.64	4929	113.64
	32.14		Any other Supply (please specify) Mask, Sanitizer, Marker Pen, Magnifying glass	Ongoing	4929	0.0	4929	0.0

National Health Mission, Assam

DISTRICT ROP, FY 2024-25 & 2025-26 - NHM ASSAM (RCH_NDCP_NCD_NUHM)							RS. IN LAKH	
FMR Code/ SL. No.		Programme/ Theme	Activity/Sub-Activity	Whether is it new activity ? (Yes/ No)	Fresh RoP Approvals F.Y. :: 2024 - 2026			
FMR code	Sl. No.				2024-25		2025-26	
					Phy. Target	Budget provision	Phy. Target	Budget provision
RCH.1		Maternal Health						
	32.15		Training under Immunisation	Ongoing	367	260.24	367	260.24
	32.16		Any other (please specify) Bridge Training	Ongoing	594	113.64	594	113.64
	32.17		IEC activities for Immunization	Ongoing	27262	245.36	27262	245.36
	32.18		Any other IEC/BCC activities (please specify)					
	32.19		Printing and dissemination of Immunization cards, tally sheets, monitoring forms etc.	Ongoing	726000	144.60	726000	145.20
	32.20		Alternative vaccine delivery in hard to reach areas	Ongoing	73219	146.44	73219	146.44
	32.21		AVD in very hard to reach areas esp. notified by States/districts / normal area	Ongoing	25246	113.61	25246	113.61

National Health Mission, Assam

DISTRICT ROP, FY 2024-25 & 2025-26 - NHM ASSAM (RCH_NDCP_NCD_NUHM)							RS. IN LAKH	
FMR Code/ SL. No.		Programm e/ Theme	Activity/Sub-Activity	Whether is it new activity ? (Yes/ No)	Fresh RoP Approvals F.Y. :: 2024 - 2026			
FMR code	Sl. No.				2024-25		2025-26	
					Phy. Target	Budget provision	Phy. Target	Budget provision
RCH.1		Maternal Health						
	32.22		Alternative Vaccine Delivery in other areas	Ongoing	354000	318.60	354000	318.60
	32.23		POL for vaccine delivery from State to 5 RVS, RVS to 34 district and from district to 802 PHC/CHCs and Hiring Insulated Vacc. Delivery Van: 13 units	Ongoing	11373	204.21	11373	204.21
	32.24		Cold chain maintenance Dist Level: 33.88 @ Rs.4018 RVS : 1.44 @ 171 State Hq.: 28. 608 @ 3398	Ongoing	920	63.89	920	63.89
	32.25		To develop micro plan at sub-centre level	Ongoing	4909	4.91	4909	4.91
	32.26		For consolidation of micro plans at block level	Ongoing	1118	12.91	1118	12.91
	32.27		Support for Quarterly State level review meetings of district officer	Ongoing	4	21.00	4	21.00

National Health Mission, Assam

DISTRICT ROP, FY 2024-25 & 2025-26 - NHM ASSAM (RCH_NDCP_NCD_NUHM)							RS. IN LAKH	
FMR Code/ SL. No.		Programme/ Theme	Activity/Sub-Activity	Whether is it new activity ? (Yes/ No)	Fresh RoP Approvals F.Y. :: 2024 - 2026			
FMR code	Sl. No.				2024-25		2025-26	
					Phy. Target	Budget provision	Phy. Target	Budget provision
RCH.1		Maternal Health						
	32.28		Quarterly review meetings exclusive for RI at district level with Block MOs, CDPO, and other stake holders	Ongoing	6482	5.73	6482	5.73
	32.29		Quarterly review meetings exclusive for RI at block level	Ongoing	5100	58.90	5100	58.90
	32.30		Mobility support for supervision at State level (including SAANS supportive supervision)	Ongoing	21417	15.42	21417	15.42
	32.31		Mobility Support for supervision for district level officers, Block & Sector Level Officers & LHV, BEE, H>E	Ongoing	47267	120.36	47267	120.36
	32.32		Quality Management System for AEFI surveillance under Universal Immunisation Programme	Ongoing	191	33.00	191	33
RCH.4	33	Immunization	Pulse polio Campaign			632.76		632.76
	33.1		Pulse Polio operating costs	Ongoing	4863238	632.76	4863238	632.76
RCH.4	34	Immunization	eVIN Project Management		962	301.30	962	303.37

National Health Mission, Assam

DISTRICT ROP, FY 2024-25 & 2025-26 - NHM ASSAM (RCH_NDCP_NCD_NUHM)							RS. IN LAKH	
FMR Code/ SL. No.		Programme/ Theme	Activity/Sub-Activity	Whether is it new activity ? (Yes/ No)	Fresh RoP Approvals F.Y. :: 2024 - 2026			
FMR code	Sl. No.				2024-25		2025-26	
					Phy. Target	Budget provision	Phy. Target	Budget provision
RCH.1		Maternal Health						
	34.1		Operational cost of e-VIN (like temperature logger sim card and Data sim card for e-VIN)	Ongoing	920	171.10	920	171.10
	34.2		Salary & Travel Cost of UNDP Staffs	Ongoing	7	97.56	7	99.09
	34.3		Mobility support for staff for E-Vin (VCCM)	Ongoing	35	32.64	35	33.18
			Sub-Total - RCH.4 - UIP Pt-C			5453.84		5462.98
RCH.5	35	Adolescent Health	Adolescent Friendly Health Clinics		11940	87.727	11941	88.767
	35.1		Operating expenses for 91 Adolescent Friendly Health clinics	No	91	10.92	91	10.92
	35.2.a		Mobility support for AH counselors	No	8736	26.208	8736	26.208
	35.2.b		Mobility & Communication support for District Nodal Officers	No	156	0.78	156	0.78
	35.2.c		Mobility & Communication support for District Coordinators & Incharge	No	156	0.624	156	0.624
	35.2.d		Mobility & Communication support for Block Nodal Officers	No	768	3.84	768	3.84

National Health Mission, Assam

DISTRICT ROP, FY 2024-25 & 2025-26 - NHM ASSAM (RCH_NDCP_NCD_NUHM)							RS. IN LAKH	
FMR Code/ SL. No.		Programme/ Theme	Activity/Sub-Activity	Whether is it new activity ? (Yes/ No)	Fresh RoP Approvals F.Y. :: 2024 - 2026			
FMR code	Sl. No.				2024-25		2025-26	
					Phy. Target	Budget provision	Phy. Target	Budget provision
RCH.1		Maternal Health						
	35.2.e		Mobility & Communication support for Block Coordinators & Incharge	No	1536	4.608	1536	4.608
	35.3		Review/convergence/Dissemination Meeting/workshop	No	374	11.95	374	11.95
	35.4		AFHS training of Medical Officers	No	2	10.0	2	10.0
	35.5		AFHS training of ANM/LHVs/MPWs	No	29	13.63	29	13.63
	35.6		One Day Training of AH Counselor	No	1	2.44	1	2.48
	35.7		Model Adolescent Friendly Health Clinic (M-AFHC)	No			1	1.00
	35.8		Communication Support for AH Counsellors	No	91	2.73	91	2.73
RCH.5	36	Adolescent Health	Weekly Iron Folic Supplement (WIFS)		152824505	320.95	160101848	335.50
	36.1		IFA Procurement	No	152824199	305.65	160101542	320.20
	36.2		Meeting of ASHA/AWW/Teachers on WIFS and MHM at block level	Yes	306	15.30	306	15.30
RCH.5	37	Adolescent Health	Menstrual Hygiene Scheme (MHS)		3661059	439.33	3661059	439.33

National Health Mission, Assam

DISTRICT ROP, FY 2024-25 & 2025-26 - NHM ASSAM (RCH_NDCP_NCD_NUHM)							RS. IN LAKH	
FMR Code/ SL. No.		Programme/ Theme	Activity/Sub-Activity	Whether is it new activity ? (Yes/ No)	Fresh RoP Approvals F.Y. :: 2024 - 2026			
FMR code	SI. No.				2024-25		2025-26	
					Phy. Target	Budget provision	Phy. Target	Budget provision
RCH.1		Maternal Health						
	37.1		Procurement of Sanitary Napkins	No	3661059	439.33	3661059	439.33
RCH.5	38	Adolescent Health	Peer Educator Programme		106967	458.951	104931	517.30813
	38.1		Organizing Adolescent Health & Wellness Day at Sub Center/ HWC	No	9604	96.04	9604	96.04
	38.2		Organizing Adolescent Friendly Club meetings at Sub Centre level	No	14476	36.19	14476	36.19
	38.3		Incentive for support to Peer Educator (Incentive for ASHA for selecting Peer Educators)	No	27488	13.744	10884	5.442
	38.4		Incentives for mobilizing adolescents for Adolescent Health Days (AHDs) for Adolescent Health & Wellness Day at Sub Center/ HWC	No	9604	9.604	9604	9.604
	38.5		Incentives for Peer Educator	No	25753	77.259	38473	115.419
	38.6		Training of PE+ASHA at Block level	No	564	187.6455	637	212.163
	38.7		Printing of AFHS Training modules for MOs/ANMs/LHVs/MPWs and PEs	No	19478	38.4685	21253	42.4505
RCH.5	39	Adolescent Health	School Health And Wellness Program under Ayushman Bharat		18591	55.759	11206	60.625

National Health Mission, Assam

DISTRICT ROP, FY 2024-25 & 2025-26 - NHM ASSAM (RCH_NDCP_NCD_NUHM)							RS. IN LAKH	
FMR Code/ SL. No.		Programme/ Theme	Activity/Sub-Activity	Whether is it new activity ? (Yes/ No)	Fresh RoP Approvals F.Y. :: 2024 - 2026			
FMR code	Sl. No.				2024-25		2025-26	
					Phy. Target	Budget provision	Phy. Target	Budget provision
RCH.1		Maternal Health						
	39.1		State Level Meeting for SHP	No	2	1.00	2	1.0
	39.2		Kits for Schools,HWAs and HWMs (merchandise) and Printing Materials under SHWP	No	18537	25.53	11109	15.19
	39.3		Training of master trainers at State, district and block level Training of two nodal teachers per school	No	52	29.229	44	21.92
	39.4		Refresher Training of the Principals and HWAs	No			51	22.51
RCH.5	40	Adolescent Health	Other Adolescent Health Components		34	1.70	34	1.70
	40.1		Awareness related to Girl Child Day	No	34	1.70	34	1.70
RCH.5	41	Adolescent Health	State specific Initiatives and Innovations		205	96.83	205	96.83
	41.1		Incentivised innovative activity related to Child Marriage	No				
	41.2.a		Hoarding on Key Adolescent awareness & Services for demand generation	No	165	16.83	165	16.83
	41.2.b		Print media for Adolescent Health	No	20	40	20	40
	41.2.c		Electronic Media for Adolescent Health	No	20	40	20	40

National Health Mission, Assam

DISTRICT ROP, FY 2024-25 & 2025-26 - NHM ASSAM (RCH_NDCP_NCD_NUHM)							RS. IN LAKH	
FMR Code/ SL. No.		Programme/ Theme	Activity/Sub-Activity	Whether is it new activity ? (Yes/ No)	Fresh RoP Approvals F.Y. :: 2024 - 2026			
FMR code	Sl. No.				2024-25		2025-26	
					Phy. Target	Budget provision	Phy. Target	Budget provision
RCH.1		Maternal Health						
			Sub-Total - RCH.5 - AH (RKSK)			1461.24		1540.06
RCH 6	42	Family Planning	Sterilization - Female		230418	1553.29	234594	1551.480
	42.1		Female sterilization fixed day services	Ongoing	736	110.400	775	116.25
	42.2		Compensation for female sterilization	Ongoing	38109	1056.030	41076	1134.09
	42.3		Drop back scheme for sterilization clients	Ongoing	26321	65.803	27317	68.290
	42.4		Laparoscopic sterilization training for doctors (teams of doctor, SN and OT assistant)	Ongoing	4	5.210	4	5.210
	42.5		Refresher training on laparoscopic sterilization	Ongoing	0	0.000	2	0.870
	42.6		Minilap training for medical officers	Ongoing	0	0.000	1	1.420
	42.7		Reference manual for Female Sterilization	Ongoing	388	0.470	388	0.470
	42.8		Standard and Quality assurance for sterilization services	Ongoing	281	0.340	281	0.340
	42.9		Sterilization essential documents (Consent form, Medical record checklist, Sterilization certificate, post operative discharge card)	Ongoing	164400	8.210	164400	8.210
	42.10		Sterilization Register	Ongoing	179	0.180	179	0.180
	42.11		LS Machine	Ongoing	30	306.650	21	214.660

National Health Mission, Assam

DISTRICT ROP, FY 2024-25 & 2025-26 - NHM ASSAM (RCH_NDCP_NCD_NUHM)							RS. IN LAKH	
FMR Code/ SL. No.		Programme/ Theme	Activity/Sub-Activity	Whether is it new activity ? (Yes/ No)	Fresh RoP Approvals F.Y. :: 2024 - 2026			
FMR code	Sl. No.				2024-25		2025-26	
					Phy. Target	Budget provision	Phy. Target	Budget provision
RCH.1		Maternal Health						
	42.12		Minilap Kit		0	0.000	150	1.500
RCH 6	43		Sterilization - Male		2559	110.390	2765	116.610
	43.1		Male Sterilization fixed day services	Ongoing	89	14.240	89	14.240
	43.2		Compensation for male sterilization/NSV	Ongoing	2384	95.360	2530	101.200
	43.3		Training of medical officers on NSV		1	0.690	1	0.690
	43.4		NSV kits				60	0.380
	43.5		Reference manual for Male Sterilization	Ongoing	85	0.100	85	0.100
RCH 6	44		IUCD Insertion (PPIUCD and PAIUCD)		656457	1007.050	685153	1014.540
	44.1		IUCD fixed day services	Ongoing	452	22.600	538	26.900
	44.2		Compensation for IUCD insertion at health facilities (including fixed day services at SHC and PHC)	Ongoing	71677	14.340	74434	14.890
	44.3		PPIUCD services: Compensation to beneficiary for PPIUCD insertion	Ongoing	207799	498.720	218189	523.650
	44.4		PAIUCD Services: Compensation to beneficiary per PAIUCD insertion	Ongoing	19735	59.210	24660	73.980
	44.5		ASHA PPIUCD incentive for accompanying the client for PPIUCD insertion (@ Rs. 150/ASHA/insertion)	Ongoing	207799	249.360	218189	261.83

National Health Mission, Assam

DISTRICT ROP, FY 2024-25 & 2025-26 - NHM ASSAM (RCH_NDCP_NCD_NUHM)							RS. IN LAKH	
FMR Code/ SL. No.		Programme/ Theme	Activity/Sub-Activity	Whether is it new activity ? (Yes/ No)	Fresh RoP Approvals F.Y. :: 2024 - 2026			
FMR code	Sl. No.				2024-25		2025-26	
					Phy. Target	Budget provision	Phy. Target	Budget provision
RCH.1		Maternal Health						
	44.6		ASHA PAIUCD incentive for accompanying the client for PAIUCD insertion (@ Rs. 150/ASHA/insertion)	Ongoing	19735	29.600	24660	36.990
	44.7		PPIUCD forceps	Ongoing	1656	16.560		
	44.8		TOT (IUCD insertion training)	Ongoing	1	1.860	1	1.86
	44.9		Training of Medical officers (IUCD insertion training)	Ongoing	34	26.520	34	26.520
	44.10		Training of Nurses (Staff Nurse/LHV/ ANM CHO) (IUCD insertion training)	Ongoing	68	38.420	68	38
	44.11		Reference manual for IUCD services	Ongoing	550	0.660	120	0.660
	44.12		IUCD Cards	Ongoing	121500	6.080	121500	6.080
	44.13		IUCD Kit	Ongoing	2691	40.370	0	0
	44.14		IUCD Register (service delivery and follow up register)	Ongoing	2760	2.750	2760	2.760
RCH 6	45		ANTARA		462500	320.24	466026	322.87
	45.1		Injectable contraceptive incentive for beneficiaries	Ongoing	190778	143.080	192541	144.400
	45.2		ASHA incentive for accompanying the client for Injectable MPA (Antara Prog) administration (@Rs 100/dose/beneficiary)-	Ongoing	190778	143.080	192541	144.400
	45.3		TOT (Injectable Contraceptive Trainings)	Ongoing	1	0.710	1	0.710

National Health Mission, Assam

DISTRICT ROP, FY 2024-25 & 2025-26 - NHM ASSAM (RCH_NDCP_NCD_NUHM)							RS. IN LAKH	
FMR Code/ SL. No.		Programme/ Theme	Activity/Sub-Activity	Whether is it new activity ? (Yes/ No)	Fresh RoP Approvals F.Y. :: 2024 - 2026			
FMR code	Sl. No.				2024-25		2025-26	
					Phy. Target	Budget provision	Phy. Target	Budget provision
RCH.1		Maternal Health						
	45.4		Training of Medical officers (Injectable Contraceptive Trainings)	Ongoing	37	8.990	37	8.990
	45.5		Training of Nurses (ANM/GNM/CHO) (Injectable Contraceptive Trainings)	Ongoing	37	17.030	37	17.020
	45.6		Reference manual for Injectable MPA services	Ongoing	1000	1.200	1000	1.200
	45.7		MPA Cards	Ongoing	77600	3.880	77600	3.880
	45.8		MPA register	Ongoing	2269	2.270	2269	2.270
RCH 6	46		MPV(Mission Parivar Vikas)		1340865	1980.744	1334051	2015.890
	46.1		ASHA Incentives under Saas Bahu Sammellan	Ongoing	41952	41.952	44050	44.050
	46.2		ASHA Incentives under Nayi Pehl Kit	Ongoing	177860	177.860	179540	179.540
	46.3		ASHA incentive for updation of EC survey before each MPV campaign	Ongoing	32546	156.220	32546	156.220
	46.4		Saas Bahu Sammelans	Ongoing	41952	566.352	44050	594.680
	46.5		Saarthi Vans	Ongoing	34	116.280	34	116.280
			IEC Van	Ongoing	153	268.970	153	268.970
	46.6		Nayi Pehl Kit	Ongoing	177860	622.510	179540	628.390
	46.7		Printing for Mission Parivar Vikas Campaign	Ongoing	868508	30.600	854138	27.760
RCH 6	47		Family Planning Indemnity Scheme		34582	20.250	22	21.800

National Health Mission, Assam

DISTRICT ROP, FY 2024-25 & 2025-26 - NHM ASSAM (RCH_NDCP_NCD_NUHM)							RS. IN LAKH	
FMR Code/ SL. No.		Programme/ Theme	Activity/Sub-Activity	Whether is it new activity ? (Yes/ No)	Fresh RoP Approvals F.Y. :: 2024 - 2026			
FMR code	Sl. No.				2024-25		2025-26	
					Phy. Target	Budget provision	Phy. Target	Budget provision
RCH.1		Maternal Health						
	47.1		Family Planning Indemnity Scheme	Ongoing	34582	20.250	22	21.800
RCH 6	48	FPLMIS	FPLMIS		84	38.430	74	32.750
	48.1		FP-LMIS training (ASHA Supervisor)	Ongoing	34	10.030	34	10.030
	48.2		FP-LMIS training (CHO)	Ongoing	50	28.400	40	22.720
RCH 6	49		World Population Day and Vasectomy fortnight		10262	74.995	10262	74.995
	49.1		PM activities for World Population Day' celebration (Only mobility cost): funds earmarked for district level activities	Ongoing	165	3.300	165	3.300
	49.2		PM activities for Vasectomy Fortnight celebration (Only mobility cost): funds earmarked for district level activities	Ongoing	165	2.475	165	2.475
	49.3		PM activities for World Population Day' celebration (Only mobility cost): funds earmarked for block level activities	Ongoing	165	4.950	165	4.950
	49.4		PM activities for Vasectomy Fortnight celebration (Only mobility cost): funds earmarked for block level activities	Ongoing	165	4.950	165	4.950
	49.5		IEC & promotional activities for World Population Day celebration	Ongoing	4801	30.240	4801	30.240

National Health Mission, Assam

DISTRICT ROP, FY 2024-25 & 2025-26 - NHM ASSAM (RCH_NDCP_NCD_NUHM)							RS. IN LAKH	
FMR Code/ SL. No.		Programme/ Theme	Activity/Sub-Activity	Whether is it new activity ? (Yes/ No)	Fresh RoP Approvals F.Y. :: 2024 - 2026			
FMR code	Sl. No.				2024-25		2025-26	
					Phy. Target	Budget provision	Phy. Target	Budget provision
RCH.1		Maternal Health						
	49.6		IEC & promotional activities for Vasectomy Fortnight celebration	Ongoing	4801	29.080	4801	29.080
RCH 6	50		Other Family Planning Components		227130	1677.389	267700	1776.100
	50.1		Other activities (demand generation, strengthening service delivery etc.) (State may budget for Installation of condom boxes)	Ongoing	1490	7.45000	1490	7.45
	50.2		POL for Family Planning/ Others (including additional mobility support to surgeon's team if req)	Ongoing	4188	27.93000	4188	27.93
	50.3		ASHA incentive under ESB scheme for promoting spacing of births	Ongoing	157559	787.80000	174415	872.0800
	50.4		ASHA Incentive under ESB scheme for promoting adoption of limiting method up to two children	Ongoing	34582	345.82000	37103	371.0300
	50.5		Any other Drugs & Supplies (Please specify)					
	50.6		Training for Post abortion Family Planning	Ongoing	34	7.04000	34	7.0400
	50.7		Other Family Planning trainings (please specify) MPV Training					
	50.8		Integrated manual on RMNCAH+N Counselling					
	50.9		MEC Wheel	Ongoing	0	0.00000	3000	1.5000
	50.10		Contraceptive distribution register	Ongoing	5967	5.96700	5967	5.9670

National Health Mission, Assam

DISTRICT ROP, FY 2024-25 & 2025-26 - NHM ASSAM (RCH_NDCP_NCD_NUHM)							RS. IN LAKH	
FMR Code/ SL. No.		Programme/ Theme	Activity/Sub-Activity	Whether is it new activity ? (Yes/ No)	Fresh RoP Approvals F.Y. :: 2024 - 2026			
FMR code	Sl. No.				2024-25		2025-26	
					Phy. Target	Budget provision	Phy. Target	Budget provision
RCH.1		Maternal Health						
	50.11		FP QAC meetings (Minimum frequency of QAC meetings as per Supreme court mandate: State level - Biannual meeting; District level - Quarterly)	Ongoing	138	7.80000	138	15.6000
	50.12		FP Review meetings	Ongoing	2	1.81600	2	4.3860
	50.13		Refresher Training of RMNCH+A for Counsellors		0	0.00000	2	1.8160
			RMNCAH counselling Training of Forntline workers MPW / SW / ANM		10894	43.58000	0	0.0000
	50.14		Media Mix of Mid Media/ Mass Media	Ongoing	625	317.28000	38143	351.0100
	50.15		Hydrolic OT Table for Sterilization		0	0.00000		
	50.16		RMNCAH cum Family Planning Training of CHO	Ongoing	34	19.45000	34	19.4500
	50.17		Self care Kit	New	3017	15.09000	3017	15.0900
	50.18		Re -- orientation of ASHA on FP & modern contraceptive	New	94	54.06000	94	54.0600
	50.19		Register (Implants)	New	30	0.03000	20	0.0200
	50.20		Card / Poster./ Leaflet (Implant)	New	4900	0.77000	0	0.0000
	50.21		CHO Book let on Family Planning	New	3496	4.19000	0	2.8670
	50.22		ANTARA Subcutaneous Orientation Training - District Level ASHA	New	16	5.40000	10	3.3800
	50.23		Subdermal Implant- Service Provider Training - State level	New	1	1.20000		

National Health Mission, Assam

DISTRICT ROP, FY 2024-25 & 2025-26 - NHM ASSAM (RCH_NDCP_NCD_NUHM)							RS. IN LAKH	
FMR Code/ SL. No.		Programme/ Theme	Activity/Sub-Activity	Whether is it new activity ? (Yes/ No)	Fresh RoP Approvals F.Y. :: 2024 - 2026			
FMR code	Sl. No.				2024-25		2025-26	
					Phy. Target	Budget provision	Phy. Target	Budget provision
RCH.1		Maternal Health						
	50.24		Subdermal Implant- District level Orientation Training for Program officials	New	3	2.22000	0	0.0000
	50.25		Subdermal Implant- Orientation Training - District Level MO	New	3	1.46000		
	50.26		Subdermal Implant- Orientation Training - District Level ASHA	New	40	13.52600	33	11.1540
	50.27		Subdermal Implant- Orientation Training - District Level CHO. ANM	New	16	6.83000	10	4.2700
	50.28		Subdermal Implant- Master TOT - 1 batch (at state level)	New	1	0.68000	0	0.0000
RCH 6	51		State Specific Initiative and Innovations		0	0.000	0	0.000
			Sub-Total - RCH.6 - FP		2964857	6782.781	3000647	6927.035
RCH.7	52	Nutrition	Anaemia Mukt Bharat		25944443	1963.05	26156349	2063.10
	52.1		Outreach Camps	No	4735	47.35	4735	47.35
	52.3		National Iron Plus Incentive for mobilizing WRA (non pregnant & non-lactating Women 20-49 years)	No	33656	121.162	33656	141.36
	52.3		National Iron Plus Incentive for mobilizing children and/or ensuring compliance and reporting (6-59 months)	No	33656	242.323	33656	282.71
	52.4		IFA tablets for non-pregnant & non-lactating women in Reproductive Age (20-49 years)	No	18092006	33.83	18259238	34.14

National Health Mission, Assam

DISTRICT ROP, FY 2024-25 & 2025-26 - NHM ASSAM (RCH_NDCP_NCD_NUHM)							RS. IN LAKH	
FMR Code/ SL. No.		Programme/ Theme	Activity/Sub-Activity	Whether is it new activity ? (Yes/ No)	Fresh RoP Approvals F.Y. :: 2024 - 2026			
FMR code	Sl. No.				2024-25		2025-26	
					Phy. Target	Budget provision	Phy. Target	Budget provision
RCH.1		Maternal Health						
	52.5		IFA syrups (with auto dispenser) for children (6-60months)	No	3344574	321.547	3378019	324.763
	52.6		IFA tablets (IFA WIFS Junior tablets- pink sugar coated) for children (5-10 yrs)	No	2762591	86.911	2790217	87.78
	52.7		IFA tablets for pregnant and lactating women	No	741438	499.136	790455	532.13
	52.8		Inj. Iron Sucrose	No	679749	304.174	661585	355.26
	52.9		One Day Orientation of Frontline Workers(ASHA/ANM) and allied department workers(Teachers/AWW) on Anaemia Mukta Bharat	No	3032	57.608	4788	57.608
	52.10		Printing of reporting formats and registers under AMB	Yes	249006	249.006	200000	200
RCH.7	53	Nutrition	National Deworming Day	No	9999088	489.99	10217931	494.54
	53.1		Orientation on National Deworming Day	No	1425	71.250	1425	71.250
	53.2		Printing of IEC materials and reporting formats etc. for National Deworming Day	No	33	44.22	33	44.220
	53.3		Incentive for National Deworming Day for mobilising out of school children	No	33656	67.312	33656	67.312
	53.4		Albendazole Tablets for non-pregnant & non-lactating women in Reproductive Age (20-49 years)	No	439966	7.163	549957	8.953

National Health Mission, Assam

DISTRICT ROP, FY 2024-25 & 2025-26 - NHM ASSAM (RCH_NDCP_NCD_NUHM)							RS. IN LAKH	
FMR Code/ SL. No.		Programme/ Theme	Activity/Sub-Activity	Whether is it new activity ? (Yes/ No)	Fresh RoP Approvals F.Y. :: 2024 - 2026			
FMR code	SI. No.				2024-25		2025-26	
					Phy. Target	Budget provision	Phy. Target	Budget provision
RCH.1		Maternal Health						
	53.5		Albendazole Tablets for children (6-60 months)	No	3344574	108.899	3378019	109.988
	53.6		Albendazole Tablets for children (5-10 yrs)	No	2762591	89.950	2790217	90.849
	53.7		Albendazole Tablets under WIFS (10-19 yrs)	No	2798978	91.135	2798978	91.135
	53.8		Albendazole Tablets under Pregnant Women (Shifted from SI No 52)	No	617865	10.059	665646	10.837
RCH.7	54		Nutrition Rehabilitation Centre	No	1660	229.0	3618	224.94
	54.1		Operating Expenses for NRCs	No	35	177.94	36	184.88
	54.2		Incentive for referral of SAM cases to NRC and for follow up of discharge SAM children from NRCs	No	1568	2.352	3530	5.295
	54.3		Establishment of NRC	No	3	4.00	1	2.00
	54.4		Training on facility based management of Severe Acute Malnutrition (including refreshers)	No	1	3.4	1	4.97
	54.5		One Day Orientation at district and block level on Facility and Community based SAM programme	yes	19	36.95	16	27.61

National Health Mission, Assam

DISTRICT ROP, FY 2024-25 & 2025-26 - NHM ASSAM (RCH_NDCP_NCD_NUHM)							RS. IN LAKH	
FMR Code/ SL. No.		Programme/ Theme	Activity/Sub-Activity	Whether is it new activity ? (Yes/ No)	Fresh RoP Approvals F.Y. :: 2024 - 2026			
FMR code	Sl. No.				2024-25		2025-26	
					Phy. Target	Budget provision	Phy. Target	Budget provision
RCH.1		Maternal Health						
	54.6		Procurement of Play therapy kit/protocol charts, who reference charts and printing of charts and registers for NRC	yes	34	4.353	34	0.185
RCH.7	55		Vitamin A supplementation	No	89222	83.67	90598	84.93
	55.1		Vitamin A syrup	No	89189	81.97	90565	83.23
	55.2		Printing for Micronutrient Supplementation Programme	No	33	1.70	33	1.70
RCH.7	56		Mother's Absolute Affection	No	33722	154.42	33722	154.42
	56.1		IEC activities for Breastfeeding Week (under printing and IEC)	No	33	9.90	33	9.90
	56.2		Printing cost for MAA Programme (including WBW)	No	33	9.90	33	9.90
	56.3		ASHA incentive under MAA programme @ Rs 100 per ASHA for quarterly mother's meeting	No	33656	134.62	33656	134.62
RCH.7	57		Lactation Management Centre and Unit	No	0	0	0	0
	57.1		Establishment of LMC and LMU	No	0	0	0	0
RCH.7	58		Intensified Diarrhoea Control Programme	No	11693964	263.50	11762324	264.76
	58.1		Incentive for IDCF for prophylactic distribution of ORS to family with under-five children.	No	3540158	35.40	3540502	35.41
	58.2		IDCF Orientation	No	33	22.06	33	22.06
	58.3		Printing of IEC Materials and monitoring formats for IDCF	No	33	18.28	33	18.28

National Health Mission, Assam

DISTRICT ROP, FY 2024-25 & 2025-26 - NHM ASSAM (RCH_NDCP_NCD_NUHM)							RS. IN LAKH	
FMR Code/ SL. No.		Programme/ Theme	Activity/Sub-Activity	Whether is it new activity ? (Yes/ No)	Fresh RoP Approvals F.Y. :: 2024 - 2026			
FMR code	Sl. No.				2024-25		2025-26	
					Phy. Target	Budget provision	Phy. Target	Budget provision
RCH.1		Maternal Health						
	58.4		Procurement of ORS	No	4986760	153.59	5025503	154.79
	58.5		Procurement of Zinc	No	3166947	7.32	3196220	7.38
	58.6		Mass Awareness on Intensified Diarrhea Control Fortnight Campaign in all the Districts (IEC division) (Shifted from 60.4)	No	33	26.86	33	26.86
RCH.7	59		Eat Right Campaign	No	0	0.00	0	0.00
RCH.7	60		Other Nutrition Component	No	33	10.23	33	10.23
	60.1		Mass Awareness and Observance of National Deworming Day NDD (IEC Division)	No	33	10.23	33	10.23
RCH.7	61		State specific Initiatives and Innovations	Yes	33	66.00	33	66.00
	61.1		Media Mix of Mid Media/ Mass Media					
			Sub-Total - RCH.7 - Nutrition			3259.851		3362.933
RCH.8	62	National Iodine Deficiency Disorders Control Programme (NIDDCP)						
	62.1		ASHA Incentive under NIDDCP	No	17864	53.59	17864	53.59
	62.2		Supply of Salt Testing Kits	No	296368	0.000	296368	0.00
	62.3		Goiter Survey in 6 nos. of District	No	6	3.000	6	3.00
	62.4		Management of IDD Monitoring Lab - by State IDD Cell	No	12	1.20	12	1.20

National Health Mission, Assam

DISTRICT ROP, FY 2024-25 & 2025-26 - NHM ASSAM (RCH_NDCP_NCD_NUHM)							RS. IN LAKH	
FMR Code/ SL. No.		Programme/ Theme	Activity/Sub-Activity	Whether is it new activity ? (Yes/ No)	Fresh RoP Approvals F.Y. :: 2024 - 2026			
FMR code	Sl. No.				2024-25		2025-26	
					Phy. Target	Budget provision	Phy. Target	Budget provision
RCH.1		Maternal Health						
	62.5		Health Education & Publicity	No	37	16.1	37	16.1
			Sub-Total - RCH.8 - NIDDCP			73.89		73.89
			TOTAL OF RCH :			54668.37		56767.19
NDCP.1	63.1	Implement ation of IDSP	One day sensitization for PRIs	NO	0	0	0	0
	63.2		Non-recurring costs on account of equipment for District Public Health Labs requiring strengthening.	NO	0	0	0	0
	63.3		Medical Officers one day training.	NO	35	7.18	35	8.68
	63.4		Medical College Doctors one day training at Medical Colleges,	NO	12	1.20	12	1.2
	63.5		Hospital Pharmacists/Nurses Training one day training,	NO	128	16.00	70	17.5
	63.6		Lab. Technician Three days training,	NO	18	23.63	18.00	23.63
	63.7		Data Managers two days training	NO	0	0.00	0	0
	63.8		One day training for Data Entry Operator Under IDSP	NO	0	0.00	0	0

National Health Mission, Assam

DISTRICT ROP, FY 2024-25 & 2025-26 - NHM ASSAM (RCH_NDCP_NCD_NUHM)							RS. IN LAKH	
FMR Code/ SL. No.		Programme/ Theme	Activity/Sub-Activity	Whether is it new activity ? (Yes/ No)	Fresh RoP Approvals F.Y. :: 2024 - 2026			
FMR code	Sl. No.				2024-25		2025-26	
					Phy. Target	Budget provision	Phy. Target	Budget provision
RCH.1		Maternal Health						
	63.9		ASHA & MPWs, AWW & Community volunteers one day training,	NO	34	8.50	34	8.5
	63.10		One day training for Data entry and analysis for Block Health Team (including Block Programme Manager)	NO	68	8.50	68	8.5
	63.11		Other(IDH)	NO	0	0.00	0	0
	63.12		Recurring costs on account of Consumables, kits, communication, misc. expenses etc. at each district public health lab (applicable only for functional labs having requisite manpower)	NO	32	108.5	34	108.5
	63.13		Referral Network of laboratories (Govt. Medical College labs) Reimbursement based payment for laboratory tests (to be calculated for already approved labs in previous PIPs of States for corresponding next years)	NO	9	36	9	36
	63.14		Expenses on account of consumables, operating expenses, office expenses, transport of samples, miscellaneous etc for MCHs.	NO	0	0	0	0
	63.15		Costs on Account of newly formed districts	NO	0	0	0	0

National Health Mission, Assam

DISTRICT ROP, FY 2024-25 & 2025-26 - NHM ASSAM (RCH_NDCP_NCD_NUHM)							RS. IN LAKH	
FMR Code/ SL. No.		Programme/ Theme	Activity/Sub-Activity	Whether is it new activity ? (Yes/ No)	Fresh RoP Approvals F.Y. :: 2024 - 2026			
FMR code	Sl. No.				2024-25		2025-26	
					Phy. Target	Budget provision	Phy. Target	Budget provision
RCH.1		Maternal Health						
	63.16		Expenses on account of consumables, operating expenses, office expenses, transport of samples, miscellaneous etc. Including HR cost for One DEO (lumpsum @ Rs. 12500/- month) For IDH(Subsidery to Govt. Medical College)	NO	0	0	0	0
	63.17		Printing activities under IDSP	NO	25600	32	28000	35
	63.18		IDSP Review Meetings	NO	69	8.73	69	8.73
	63.19		MOBILITY SSU: Travel Cost, POL, etc. during outbreak investigations and field visits for monitoring programme activities at SSU on need basis	NO	1	7.2	1	7.2
	63.20		MOBILITY DSUs Travel Cost, POL, etc. during outbreak investigations and field visits for monitoring programme activities at DSUs	NO		80.52		80.52
	63.21		Office expenses on telephone, fax, Broadband Expenses & Other Miscellaneous Expenditures	NO		75.6		75.6
	63.22		Office Eexpenses on Minor Repair/ replacement and AMC of IT Equipments/ Office Equipments supplied under IDSP	NO		0		0
			Sub-Total - NDCP.1 - IDSP		26006	413.55	28350	419.55

National Health Mission, Assam

DISTRICT ROP, FY 2024-25 & 2025-26 - NHM ASSAM (RCH_NDCP_NCD_NUHM)							RS. IN LAKH	
FMR Code/ SL. No.		Programme/ Theme	Activity/Sub-Activity	Whether is it new activity ? (Yes/ No)	Fresh RoP Approvals F.Y. :: 2024 - 2026			
FMR code	Sl. No.				2024-25		2025-26	
					Phy. Target	Budget provision	Phy. Target	Budget provision
RCH.1		Maternal Health						
NDCP.2	64	Malaria, NCVBDC						
	64.1		ASHA incentive for proposed blood slide collection	No	1643676	246.55	1643676	246.55
	64.2		ASHA incentive for administering treatment of positive Malaria cases		350	0.70	350	0.70
	64.3		Operational cost for Impregnation of Bed nets- for NE states		1268000	38.04	1331400	39.94
	64.4		Larvivorous Fish support		2	17.75	2	17.75
	64.5		Community Health Volunteers(CHV's) for inaccessible areas		10	4.5	10	4.50
	64.6		CONSTRUCTION & MAINTENANCE OF HATCHERIES		1	1.00	1	1.00
	64.7		Non-Health Equipment [GFATM] - Repair & Maintenance		100	3	100	3.15
	64.8		Logistics for Entomological Lab Strengthening - XV-FC					
	64.9		Maintenance of Microscope - XV-FC					

National Health Mission, Assam

DISTRICT ROP, FY 2024-25 & 2025-26 - NHM ASSAM (RCH_NDCP_NCD_NUHM)							RS. IN LAKH	
FMR Code/ SL. No.		Programme/ Theme	Activity/Sub-Activity	Whether is it new activity ? (Yes/ No)	Fresh RoP Approvals F.Y. :: 2024 - 2026			
FMR code	Sl. No.				2024-25		2025-26	
					Phy. Target	Budget provision	Phy. Target	Budget provision
RCH.1		Maternal Health						
	64.10		Chloroquine phosphate tablets		1	3.60	1	3.60
	64.11		Primaquine tablets 2.5 mg		35	5.28	35	5.28
	64.12		Primaquine tablets 7.5 mg		35	5.72	35	5.72
	64.13		ACT (For Non Project States)		1	10.00	1	10.00
	64.14		RDT Malaria bi-valent					
	64.15		PROCUREMENT OF DRUGS & SUPPLIES (Fund will be procured from XV-FC)					
	64.16		Training of MTS /MPW /SW /BHW /SI /BHI/MI/SMI/VBDTS/ANM etc. on VBD		35	31.80	35	31.80
	64.17		SUB NATIONAL MALARIA ELIMINATION CERTIFICATE		1	16.00	1	20.00
	64.18		IEC/BCC for Malaria		35	74.13	35	77.84
	64.19		Printing of recording and reporting forms/registers for Malaria		1	32.70	1	34.34
	64.20		State Task Force, STAC, District Coordination Meeting		35	20.70	35	20.70
	64.21		GFATM Review Meeting		1	27.00	1	19.95
	64.22		GFATM Project: Travel related cost		35	134.64	35	141.37
	64.23		Mobility support for Field activities for State MVCR Cell		4	18.00	4	18.90
	64.24		Zonal Entomological unit		3	3.00	3	3.00

National Health Mission, Assam

DISTRICT ROP, FY 2024-25 & 2025-26 - NHM ASSAM (RCH_NDCP_NCD_NUHM)							RS. IN LAKH	
FMR Code/ SL. No.		Programme/ Theme	Activity/Sub-Activity	Whether is it new activity ? (Yes/ No)	Fresh RoP Approvals F.Y. :: 2024 - 2026			
FMR code	Sl. No.				2024-25		2025-26	
					Phy. Target	Budget provision	Phy. Target	Budget provision
RCH.1		Maternal Health						
	64.25		Travel related Cost (TRC) - DBS		100	2.00	100	2.00
	64.26		Maintenance cost of vehicles		30	21.60	30	22.68
	64.27		Epidemic Preparedness & Response (Malaria)		1	5.00	1	5.00
	64.28		Programme Management for NVBDCP Office Management/ Office Contingency		36	43.20	36	43.20
	64.29		Non-Health Equipment (NHP)(Purchase)		1	43.75		
			Total (Malaria)			809.66		778.97
NDCP.2	65	Kala-azar				0.00		0.00
NDCP.2	66	AES/JE						
	66.1		ASHA incentive for referral of AES/JE cases to the nearest CHC/DH/Medical College		500	1.50	500	1.50
	66.2		Acute Encephalitis Syndrome (AES)/ Japanese Encephalitis (JE): Operational costs for Malathion fogging		35	87.25	35	87.25
	66.3		Thermal Fogging Machine		150	105.00	50	35.00
	66.4		Procurement of Insecticides Malathion(Breakup provided)		7770	47.40	7770	47.40
	66.5		JE IGM Test Kits		300	16.73	300	18.40
	66.6		Capacity Building (AES/ JE)		35	24.15	35	24.15

National Health Mission, Assam

DISTRICT ROP, FY 2024-25 & 2025-26 - NHM ASSAM (RCH_NDCP_NCD_NUHM)							RS. IN LAKH	
FMR Code/ SL. No.		Programme/ Theme	Activity/Sub-Activity	Whether is it new activity ? (Yes/ No)	Fresh RoP Approvals F.Y. :: 2024 - 2026			
FMR code	Sl. No.				2024-25		2025-26	
					Phy. Target	Budget provision	Phy. Target	Budget provision
RCH.1		Maternal Health						
	66.7		IEC/BCC specific to J.E. in endemic areas		35	83.38	35	83.38
	66.8		Monitoring and supervision (JE/ AE)		36	35.41	36	35.41
			Total (AES/JE)			400.82		332.49
NDCP.2	67	Dengue						
	67.1		ASHA incentive for Dengue/ Chikungunya		1525	15.25	1525	15.25
	67.2		Dengue & Chikungunya: Vector Control, environmental management & fogging machine(Repair & Operation)		35	95.95	35	95.95
	67.3		Dengue NS1 Antigen Kit					
	67.4		Temephos & Bti- larvicide		1000	21.82	1000	21.82
	67.5		Test Kits (Dengue & Chikungunya IGM kits)		300	33.45	300	33.45
	67.6		Training / Workshop (Dengue and Chikungunya)		35	20.25	35	20.25
	67.7		Apex Referral Labs recurrent		1	3.00	1	3.00
	67.8		Sentinel Surveillance Hospital recurrent		30	30.00	30	30.00
	67.9		Elisa facility to Sentinel Survey Labs					

National Health Mission, Assam

DISTRICT ROP, FY 2024-25 & 2025-26 - NHM ASSAM (RCH_NDCP_NCD_NUHM)							RS. IN LAKH	
FMR Code/ SL. No.		Programme/ Theme	Activity/Sub-Activity	Whether is it new activity ? (Yes/ No)	Fresh RoP Approvals F.Y. :: 2024 - 2026			
FMR code	Sl. No.				2024-25		2025-26	
					Phy. Target	Budget provision	Phy. Target	Budget provision
RCH.1		Maternal Health						
	67.10		IEC/BCC for Social Mobilization (Dengue and Chikungunya)		36	52.31	36	52.31
	67.11		Monitoring/supervision and Rapid response (Dengue and Chikungunya)		36	49.81	36	49.81
			Total (Dengue)			321.84		321.84
NDCP.2	68	Lymphatic Filariasis						
	68.1		Lymphatic Filariasis: Morbidity Management (MMDP Kit, Hydrocelectomy)		19	5.14	19	5.14
	68.2		FTS Survey for TAS activity				1	1.50
	68.3		Microfilaria Survey -NBS (block level) in non endemic districts		162	7.87	162	7.87
	68.4		Post MDA Surveillance for those districts which have cleared TAS			5.60		5.60
	68.5		Sub-national Disease Free Certification: Lymphatic Filariasis		12	60.00	1	10.00
	68.6		Monitoring & Supervision		16	4.89	16	4.89
	68.7		Capacity building including Training/sensitization		20	21.03	20	21.03
	68.8		Specific IEC/BCC at state/district/Sub centre and village level for community mobilization :		34	28	34	28

National Health Mission, Assam

DISTRICT ROP, FY 2024-25 & 2025-26 - NHM ASSAM (RCH_NDCP_NCD_NUHM)							RS. IN LAKH	
FMR Code/ SL. No.		Programme/ Theme	Activity/Sub-Activity	Whether is it new activity ? (Yes/ No)	Fresh RoP Approvals F.Y. :: 2024 - 2026			
FMR code	Sl. No.				2024-25		2025-26	
					Phy. Target	Budget provision	Phy. Target	Budget provision
RCH.1		Maternal Health						
	68.9		Printing of Forms,Registers,Guidelines for MDA,linelisting and TAS:		34	6.95	34	6.95
	68.10		Post Assessment of MDA by Medical College/ICMR institute for MDA districts only.		3	0.45	3	0.45
	68.11		State level meeting including State Task Force(STF),State Technical Advisory(STAC) and District Coordination Committee meeting for MDA districts		4	0.80	4	0.80
	68.12		Mobility support for M&E for MDA district.		4	2.71	4	2.71
	68.13		Honorarium for Drug Administrator (DA) including ASHA's, Aws and Supervisors involved in MDA		3	33.16	3	33.16
	68.14		Filariasis Survey for Confirmatory mapping in Evaluation Unit		11	12.00	11	12.00
			Total (Filariasis)		0	188.60		140.100
			Sub-Total - NDCP.2 - NVBDCP			1720.92		1573.40
NDCP.3	69	NLEP	Case detection and Management		26525	825.82	24625	821.39
	69.1		Active Case Detection & Regular Surveillance (ACD&RS).	Ongoing	17	8.85	17	6.97
	69.2		Prevention of Disability (PoD) Camp	Ongoing	39	3.90	39	3.90
	69.3		ASHA incentive for detection of Leprosy	Ongoing	600	1.50	500	1.25

National Health Mission, Assam

DISTRICT ROP, FY 2024-25 & 2025-26 - NHM ASSAM (RCH_NDCP_NCD_NUHM)							RS. IN LAKH	
FMR Code/ SL. No.		Programme/ Theme	Activity/Sub-Activity	Whether is it new activity ? (Yes/ No)	Fresh RoP Approvals F.Y. :: 2024 - 2026			
FMR code	Sl. No.				2024-25		2025-26	
					Phy. Target	Budget provision	Phy. Target	Budget provision
RCH.1		Maternal Health						
	69.4		ASHA Incentive for PB (Treatment completion)	Ongoing	200	0.80	200	0.80
	69.5		ASHA Incentive for MB (Treatment completion)	Ongoing	400	2.40	300	1.80
	69.6		Partial Incentives to ASHA for Leprosy case suspects	Ongoing	15000	7.50	15000	7.50
	69.7		ASHA incentives for Training	Ongoing	10200	10.20	8500	8.50
	69.8		Drugs & Supplies for NLEP	Ongoing	34	5.10	34	5.10
	69.9		Leprosy Case Detection Campaign (LCDC)	Ongoing	35	785.57	35	785.57
NDCP.3	70	NLEP	DPMR Services: Reconstructive surgeries		2670	12.78	2680	12.82
	70.1		Support to Govt. Institutions for RCS	Ongoing	25	1.25	25	1.25
	70.2		Welfare allowance to patients for Re-Constructive Surgery (RCS)	Ongoing	25	3.00	25	3.00
	70.3		MCR footwear	Ongoing	670	2.68	680	2.72
	70.4		Aids & Appliances - Self-care Kit	Ongoing	1950	5.85	1950	5.85
NDCP.3	71	NLEP	District Awards		0	0.00	0	0.00
NDCP.3	72	NLEP	Other NLEP Components		277	211.93	247	167.60
	72.1		Capacity building under NLEP	Ongoing	107	51.70	103	45.70

National Health Mission, Assam

DISTRICT ROP, FY 2024-25 & 2025-26 - NHM ASSAM (RCH_NDCP_NCD_NUHM)							RS. IN LAKH	
FMR Code/ SL. No.		Programme/ Theme	Activity/Sub-Activity	Whether is it new activity ? (Yes/ No)	Fresh RoP Approvals F.Y. :: 2024 - 2026			
FMR code	Sl. No.				2024-25		2025-26	
					Phy. Target	Budget provision	Phy. Target	Budget provision
RCH.1		Maternal Health						
	72.2		IEC/BCC under NLEP	Ongoing	35	31.20	35	31.20
	72.3		Printing Works	Ongoing	35	7.60	35	7.60
	72.4		NGO scheme under NLEP	Ongoing	1	9.75	1	9.75
	72.5		Review meeting	Ongoing	2	1.60	2	1.60
	72.6		Mobility support/Travel expenses at State Cell	Ongoing	1	32.60	1	32.60
	72.7		Mobility support at District Cell	Ongoing	34	20.40	34	20.40
	72.8		Office operation, maintenance & Consumables – State Cell	Ongoing	1	6.01	1	6.01
	72.9		Office operation, maintenance & Consumables – District Cell	Ongoing	34	12.24	34	12.24
	72.10		Office equipments maintenance - State	Ongoing	1	0.50	1	0.50
	72,11		Special screening Activity in Tea Gardens (Innovative Activity)	New	26	38.33	0	0.00
			Sub-Total - NDCP.3 - NLEP		29472	1050.530	27552	1001.810
NDCP.4	73	National Tuberculo sis Eliminatio n Programm e (NTEP)	Drug Sensitive TB (DSTB)		2239335	1442.140	2239331	1441.400

National Health Mission, Assam

DISTRICT ROP, FY 2024-25 & 2025-26 - NHM ASSAM (RCH_NDCP_NCD_NUHM)							RS. IN LAKH	
FMR Code/ SL. No.		Programme/ Theme	Activity/Sub-Activity	Whether is it new activity ? (Yes/ No)	Fresh RoP Approvals F.Y. :: 2024 - 2026			
FMR code	Sl. No.				2024-25		2025-26	
					Phy. Target	Budget provision	Phy. Target	Budget provision
RCH.1		Maternal Health						
	73.1		Treatment Supporter Honorarium (Rs 1000)		18900	189.000	18900	189.000
	73.2		Sample collection & transportaion		120000	30.000	120000	30.000
	73.3		Incentive for community volunteer undertaking ACF		2000000	200.000	2000000	200.000
	73.4		STC Maintenance		1	1.000	1	1.000
	73.5		SDS Maintenace		1	1.000	1	1.000
	73.6		DTC Establishment		1	10.000	1	10.000
	73.7		DTC Maintenance		33	16.500	33	16.500
	73.8		DDS Maintenance		33	6.600	33	6.600
	73.9		TU Maintance		150	30.000	150	30.000
	73.10		DMC (Maintenance for 200) @ Rs 0.005 lakh		450	22.500	450	22.500
	73.11		X-Ray facilities for 10 nos @ Rs 3 lakh		5	10.000	5	10.000
	73.12		Procurement of equipment for DMC		0	0.000	0	0.000
	73.13		Equipment for backpack X-Ray		0	0.000	0	0.000
	73.14		AMC for Binocular microscope & LED FM		527	21.070	527	21.070
	73.15		Procurment of 99 DOTS sleeve		0	0.000	0	0.000
	73.16		Procurement of First line drugs		33	17.000	33	17.000

National Health Mission, Assam

DISTRICT ROP, FY 2024-25 & 2025-26 - NHM ASSAM (RCH_NDCP_NCD_NUHM)							RS. IN LAKH	
FMR Code/ SL. No.		Programme/ Theme	Activity/Sub-Activity	Whether is it new activity ? (Yes/ No)	Fresh RoP Approvals F.Y. :: 2024 - 2026			
FMR code	Sl. No.				2024-25		2025-26	
					Phy. Target	Budget provision	Phy. Target	Budget provision
RCH.1		Maternal Health						
	73.17		Drug Transportaion charges		1	51.000	1	51.000
	73.18		Lab materials and consumables for DMCs		89075	212.000	89075	211.990
	73.19		Training (State level)		16	11.350	16	11.350
	73.20		Training on comorbidity		2	1.400	2	1.400
	73.21		Training (District Level)		33	77.980	33	77.980
	73.22		Training of TB champions		1020	5.610	1020	5.610
	73.23		Training of CHO (Shift to HSS)		3700	50.030	3701	50.300
	73.24		TA/DA for training at central level		8	2.000	8	2.000
	73.25		State level Review Meeting		5	2.500	5	2.500
	73.26		Continious Medical Education (CME)		13	5.200	13	5.200
	73.27		Sensitization of Private Practioners		24	12.500	24	12.500
	73.28		Procurment of office equipment for STC		152	28.900	147	27.900
	73.29		Procurment of office equipment for DTC		10	5.000	10	5.000
	73.30		Medical College Core ommittee/STF meeting		54	6.200	54	6.200

National Health Mission, Assam

DISTRICT ROP, FY 2024-25 & 2025-26 - NHM ASSAM (RCH_NDCP_NCD_NUHM)							RS. IN LAKH	
FMR Code/ SL. No.		Programme/ Theme	Activity/Sub-Activity	Whether is it new activity ? (Yes/ No)	Fresh RoP Approvals F.Y. :: 2024 - 2026			
FMR code	Sl. No.				2024-25		2025-26	
					Phy. Target	Budget provision	Phy. Target	Budget provision
RCH.1		Maternal Health						
	73.31		Printing		34	60.000	34	60.000
	73.32		Sub National Certificate		10	10.000	10	10.000
	73.33		Research & Studies & Consultancy		2	4.000	2	4.000
	73.34		Research for medical colleges (Thesis for PG)		6	1.800	6	1.800
	73.35		Supervision & Monitoring		4000	120.000	4000	120.000
	73.36		Vehicle Hiring & POL		236	140.000	236	140.000
	73.37		Office Operation (Miscellaneous)		800	80.000	800	80.000
NDCP.4	74	National Tuberculo sis Eliminatio n Programm e (NTEP)	Nikshay Poshan Yojana		64040	1578.300	64040	1578.300
	74.1		NPY for DSTB patients		50000	1500.000	50000	1500.000
	74.2		NPY for DRTB patients		1440	72.000	1440	72.000

National Health Mission, Assam

DISTRICT ROP, FY 2024-25 & 2025-26 - NHM ASSAM (RCH_NDCP_NCD_NUHM)							RS. IN LAKH	
FMR Code/ SL. No.		Programme/ Theme	Activity/Sub-Activity	Whether is it new activity ? (Yes/ No)	Fresh RoP Approvals F.Y. :: 2024 - 2026			
FMR code	Sl. No.				2024-25		2025-26	
					Phy. Target	Budget provision	Phy. Target	Budget provision
RCH.1		Maternal Health						
	74.3		Incentive to ASHA and CV for seeding of bank account information		12600	6.300	12600	6.300
NDCP.4	75	National Tuberculo sis Eliminatio n Programm e (NTEP)	PPP		29462	507.840	29462	506.640
	75.1		Private Provider Incentive		9000	45.000	9000	45.000
	75.2		Informant Incentive		3000	15.000	3000	15.000
	75.3		Public Private Mix (PP/NGO Support)		20	40.200	20	39.000
	75.4		Public Private Support Agency (PPSA)		13430	382.240	13430	382.240
	75.5		Multi Sectoral collaboration activities		12	5.400	12	5.400
	75.6		Private Practioner Incentive		4000	20.000	4000	20.000

National Health Mission, Assam

DISTRICT ROP, FY 2024-25 & 2025-26 - NHM ASSAM (RCH_NDCP_NCD_NUHM)							RS. IN LAKH	
FMR Code/ SL. No.		Programme/ Theme	Activity/Sub-Activity	Whether is it new activity ? (Yes/ No)	Fresh RoP Approvals F.Y. :: 2024 - 2026			
FMR code	Sl. No.				2024-25		2025-26	
		Phy. Target	Budget provision	Phy. Target	Budget provision			
RCH.1		Maternal Health						
NDCP.4	76	National Tuberculo sis Eliminatio n Programme (NTEP)	Latent TB Infection (LTBI)		61324	1046.230	81356	1046.550
	76.1		Diagnosis of LTBI		24100	600.000	24100	600.000
	76.2		Treatment of LTBI		27000	405.000	27000	405.000
	76.3		Training of DTO on LTBI at State level		38	0.380	71	0.710
	76.4		Training of MOTC on LTBI at District level		150	2.640	150	2.640
	76.5		Training of MO on LTBI at District level		416	4.160	415	4.150
	76.6		Incentive to ASHA and CV for Successfully completion of TPT		9620	24.050	9620	24.050
	76.7		Eco friendly packet with TPT instructions	YES	20000	10.000	20000	10.000

National Health Mission, Assam

DISTRICT ROP, FY 2024-25 & 2025-26 - NHM ASSAM (RCH_NDCP_NCD_NUHM)							RS. IN LAKH	
FMR Code/ SL. No.		Programme/ Theme	Activity/Sub-Activity	Whether is it new activity ? (Yes/ No)	Fresh RoP Approvals F.Y. :: 2024 - 2026			
FMR code	Sl. No.				2024-25		2025-26	
		Phy. Target	Budget provision	Phy. Target	Budget provision			
RCH.1		Maternal Health						
NDCP.4	77	National Tuberculo sis Eliminatio n Programme (NTEP)	Drug Resistant TB (DRTB)		224188	2012.940	224188	2007.940
	77.1		Treatment Supporter Honorarium (Rs 5000)		600	30.000	600	30.000
	77.2		Treatment Supporter Honorarium (Rs 1000)-INH Monopoly		250	2.500	250	2.500
	77.3		Strenghteing of Nodal DRTB centre		3	1.500	3	1.500
	77.4		Strenghteing of CBNAAT sites		5	5.000	5	5.000
	77.5		Strenghteing of CDST labs		0	0.000	0	0.000
	77.6		Procurement of equipment for IRL (combine all IRL equipment)		2	25.420	2	20.420
	77.7		Procurement of equipment for Molecular Diagnostics		50	577.500	50	577.500

National Health Mission, Assam

DISTRICT ROP, FY 2024-25 & 2025-26 - NHM ASSAM (RCH_NDCP_NCD_NUHM)							RS. IN LAKH	
FMR Code/ SL. No.		Programme/ Theme	Activity/Sub-Activity	Whether is it new activity ? (Yes/ No)	Fresh RoP Approvals F.Y. :: 2024 - 2026			
FMR code	Sl. No.				2024-25		2025-26	
					Phy. Target	Budget provision	Phy. Target	Budget provision
RCH.1		Maternal Health						
	77.8		Maintenance and Management for DRTB centre		3	0.750	3	0.750
	77.9		Maintenance and Management for IRL,C & DST Lab		1	52.500	1	52.500
	77.10		Maintenance and Management for Molecular Diagnostics Equipment		0	0.000	0	0.000
	77.11		Procurement for DRTB drugs		20	16.000	20	16.000
	77.12		Lab Materials and consumables for IRLs,CDST		20000	60.000	20000	60.000
	77.13		Lab Materials for Molecular Diagnostics (CBNAAT Cartridges)		155250	1164.380	155250	1164.380
	77.14		Procurement of Drug Box		24000	12.000	24000	12.000
	77.15		Procurement of Sputum collection and transportation of samples		12000	31.200	12000	31.200
	77.16		Sample transportation (courier services)		12000	30.000	12000	30.000
	77.17		Refresher Training of STS at State level		2	2.690	2	2.690
	77.18		Refresher Training of STLS at State level		2	1.500	2	1.500

National Health Mission, Assam

DISTRICT ROP, FY 2024-25 & 2025-26 - NHM ASSAM (RCH_NDCP_NCD_NUHM)							RS. IN LAKH	
FMR Code/ SL. No.		Programme/ Theme	Activity/Sub-Activity	Whether is it new activity ? (Yes/ No)	Fresh RoP Approvals F.Y. :: 2024 - 2026			
FMR code	Sl. No.				2024-25		2025-26	
					Phy. Target	Budget provision	Phy. Target	Budget provision
RCH.1		Maternal Health						
NDCP.4	78	National Tuberculo sis Eliminatio n Programme (NTEP)	TB Harega Desh Jeetega Campaign		52814	116.250	52814	116.250
	78.1		ACSM (State + District)		2814	104.250	2814	104.250
	78.2		Printing (ACSM State + District)		50000	12.000	50000	12.000
NDCP.4	79	National Tuberculo sis Eliminatio n Programme (NTEP)	State specific Initiatives and Innovations		8602	193.360	8602	193.360
	79.1		Mobility Support for Six tribal districts		8500	63.750	8500	63.750
	79.2		Intervention for TB Free panchayat	Yes	68	34.000	68	34.000
	79.3		Pediatric TB	Yes	34	95.610	34	95.610

National Health Mission, Assam

DISTRICT ROP, FY 2024-25 & 2025-26 - NHM ASSAM (RCH_NDCP_NCD_NUHM)							RS. IN LAKH	
FMR Code/ SL. No.		Programme/ Theme	Activity/Sub-Activity	Whether is it new activity ? (Yes/ No)	Fresh RoP Approvals F.Y. :: 2024 - 2026			
FMR code	Sl. No.				2024-25		2025-26	
					Phy. Target	Budget provision	Phy. Target	Budget provision
RCH.1		Maternal Health						
			Sub-Total - NDCP.4 - NTEP (TB)		2679765	6897.060	2699793	6890.440
NDCP.5	80	National Viral Hepatitis Control Programme (NVHCP)	Prevention		170	52.10	170	52.10
	80.1		State level review meeting under NVHCP	Ongoing	2	2.00	2	2.00
	80.2		SVHMU: Cost of travel for supervision and monitoring	Ongoing	1	2.00	1	2.00
	80.3		SVHMU: Meeting Costs/Office expenses/Contingency/data entry works	Ongoing	1	2.60	1	2.60
	80.4		MTC/TC: Non-recurring Equipment- (computer, printer photocopier scanner etc)	Ongoing	0	0.00	0	0.00
	80.5		IEC under NVHCP	Ongoing	35	35.00	35	35.00
	80.6		Printing for formats/registers under NVHCP	Ongoing	1	4.00	1	4.00
	80.7		Incentives(Allowance, Incentives, staff welfare fund)	New	0	0.00	0	0.00
	80.8		Outreach for demand generation, testing and treatment of Viral Hepatitis through Mobile Medical Units/NGOs/CBOs/etc	Ongoing	130	6.50	130	6.50
NDCP.5	81	NVHCP	Screening and Testing through facilities	Ongoing	36	9.00	36	9.00

National Health Mission, Assam

DISTRICT ROP, FY 2024-25 & 2025-26 - NHM ASSAM (RCH_NDCP_NCD_NUHM)							RS. IN LAKH	
FMR Code/ SL. No.		Programme/ Theme	Activity/Sub-Activity	Whether is it new activity ? (Yes/ No)	Fresh RoP Approvals F.Y. :: 2024 - 2026			
FMR code	Sl. No.				2024-25		2025-26	
					Phy. Target	Budget provision	Phy. Target	Budget provision
RCH.1		Maternal Health						
	81.1		Kits	Ongoing	0	0.00	0	0.00
	81.2		MTC: Management of Hep A & E	Ongoing	0	0.00	0	0.00
	81.3		TC: Management of Hep A & E	Ongoing	0	0.00	0	0.00
	81.4		Sample transportation cost under NVHCP	Ongoing	35	7.00	35	7.00
	81.5		5 day training of Lab techs	Ongoing	1	2.00	1	2.00
	81.6		State lab: Meeting Costs/Office expenses/Contingency	Ongoing	0	0.00	0	0.00
NDCP.5	82	NVHCP	Screening and Testing through NGOs		0	0.00	0	0.00
NDCP.5	83	NVHCP	Treatment	Ongoing	44	513.20	44	525.87
	83.1		MTC: Meeting Costs/Office expenses/Contingency (photocopy, internet/communication/ Resistance testing in selected cases/ Printing M & E tools/ Tablets for M & E if needed/data entry works) etc)	Ongoing	3	9.00	3	9.00
	83.2		TC: Meeting Costs/Office expenses/Contingency/data entry works	Ongoing	35	17.50	35	17.50
	83.3		Drugs	Ongoing		477.70		490.37
	83.4		Other Consumables	Ongoing	0	0.00	0	0.00

National Health Mission, Assam

DISTRICT ROP, FY 2024-25 & 2025-26 - NHM ASSAM (RCH_NDCP_NCD_NUHM)							RS. IN LAKH	
FMR Code/ SL. No.		Programme/ Theme	Activity/Sub-Activity	Whether is it new activity ? (Yes/ No)	Fresh RoP Approvals F.Y. :: 2024 - 2026			
FMR code	Sl. No.				2024-25		2025-26	
					Phy. Target	Budget provision	Phy. Target	Budget provision
RCH.1		Maternal Health						
	83.5		3 day training of Medical Officer of the Model Treatment Centre (15 Medical officers in each batch)	Ongoing	1	5.00	1	5.00
	83.6		1 day training of pharmacist of the Treatment sites (MTC/TCs)	Ongoing	2	1.00	2	1.00
	83.7		1 day training of DEO of the Treatment sites (MTC/TCs)	Ongoing	1	2.00	1	2.00
	83.8		1 day training of Peer support of the Treatment sites (MTC/TCs)	New	2	1.00	2	1.00
			Sub-Total - NDCP.5 - NVHCP		217	574.30	250	586.97
NDCP.6	84	Implementation of NRCP						
	84.1		Provision for anti-rabies vaccine /anti rabies serum for animal bite victims	No	350000	700.00	350000	700.0
	84.2		Provision for 1 ml Hypodermic syringe with needle for ID rote of ARV	No	672513	20.44	672513	20.44
	84.3		Provision for anti rabies serum for animal bite victims	No	80000	800.00	80000	800.0
	84.6		Training					
	84.7		One Day Training for MO at State HQ		3	8.58	3	8.58
	84.8		One Day Training for CHO, ANM, MPW and Other Health Worker at District HQ		34	3.35	34	3.35
	84.10		IEC/BCC under NRCP :Animal awerness and DO's AND Don'ts in the event of animal bites		1	64.00	1	64.00

National Health Mission, Assam

DISTRICT ROP, FY 2024-25 & 2025-26 - NHM ASSAM (RCH_NDCP_NCD_NUHM)							RS. IN LAKH	
FMR Code/ SL. No.		Programme/ Theme	Activity/Sub-Activity	Whether is it new activity ? (Yes/ No)	Fresh RoP Approvals F.Y. :: 2024 - 2026			
FMR code	Sl. No.				2024-25		2025-26	
					Phy. Target	Budget provision	Phy. Target	Budget provision
RCH.1		Maternal Health						
	84.12		printing of formats for monitoring and Surveillance under NRCP		1	10.70	1	10.70
	84.13		Programme Management (Excluding HR) Rs 0.05 lakh per month to existing NHM Manpower available at State/District/Block/PHC level (As per GOI guidance note for PIP)		1	10.00	1	10.00
	84.14		Monitoring and surveillance (Mobility)		1	1.00	1	1.00
	84.15		Establishment of Model ARC (For procurement of Computer for ARC Clinics)		1	23.80	1	23.80
			Sub-Total - NDCP.6 - NRCP		1102555	1641.87	1102555	1641.87
NDCP.7	85	Programme for Prevention and Control of Leptospirosis (NPPCL)						

National Health Mission, Assam

DISTRICT ROP, FY 2024-25 & 2025-26 - NHM ASSAM (RCH_NDCP_NCD_NUHM)							RS. IN LAKH	
FMR Code/ SL. No.		Programme/ Theme	Activity/Sub-Activity	Whether is it new activity ? (Yes/ No)	Fresh RoP Approvals F.Y. :: 2024 - 2026			
FMR code	Sl. No.				2024-25		2025-26	
					Phy. Target	Budget provision	Phy. Target	Budget provision
RCH.1		Maternal Health						
	85.1		Training: 1. One Days Training course for DNO, District Epidemiologist, District Microbiologist, one Medical Officer, One Veterinary officer one Forest Officer of district conducted by State HQ for all 34 district. 2. One Days Training course for Block Medical Officer , Sectoral Medical Officer, Veterinary Officer & CHO at District for 15 district of Assam (<i>Merged with NRCP & SBPC Training at district level</i>) 3. One day sensitization training of ANM and pharmacist for 15 districts of Assam (<i>Merged with NRCP & SBPC Training at district level</i>)		3	8.580	3	8.58

National Health Mission, Assam

DISTRICT ROP, FY 2024-25 & 2025-26 - NHM ASSAM (RCH_NDCP_NCD_NUHM)							RS. IN LAKH	
FMR Code/ SL. No.		Programme/ Theme	Activity/Sub-Activity	Whether is it new activity ? (Yes/ No)	Fresh RoP Approvals F.Y. :: 2024 - 2026			
FMR code	Sl. No.				2024-25		2025-26	
					Phy. Target	Budget provision	Phy. Target	Budget provision
RCH.1		Maternal Health						
	85.2		Procurement of Diagnostic Kits 1. Procurement of Drugs, Diagnostic Kits, supplies etc under national Programme for Prevention and control of Leptospirosis (Procurement of ELISA Kits) 2. Procurement of Drugs, Diagnostic Kits, supplies etc under national Programme for Prevention and control of Leptospirosis(Procurement of Rapid Kits)	NO	1	10.580	1	10.58
	85.3		IEC under national Programme for Prevention and control of Leptospirosis.	NO	1	17.500	1	17.50
	85.4		1.Review Meetings under national Programme for Prevention and control of Leptospirosis at State H.Q 2. Review Meetings under national Programme for Prevention and control of Leptospirosis at Districts					
	85.5		Mobility Support under national Programme for Prevention and control of Leptospirosis for State and District	NO	1	1.000	1	1.00
	85.6		Printing of Training booklets for Medical officer and CHO	NO	0	0.000	0	0.00

National Health Mission, Assam

DISTRICT ROP, FY 2024-25 & 2025-26 - NHM ASSAM (RCH_NDCP_NCD_NUHM)							RS. IN LAKH	
FMR Code/ SL. No.		Programme/ Theme	Activity/Sub-Activity	Whether is it new activity ? (Yes/ No)	Fresh RoP Approvals F.Y. :: 2024 - 2026			
FMR code	Sl. No.				2024-25		2025-26	
					Phy. Target	Budget provision	Phy. Target	Budget provision
RCH.1		Maternal Health						
			Contingency and Office expenses for State	New	1	0.500	1	0.50
			Sub-Total - NDCP.7 - NPPCL		7	38.160	7	38.16
NDCP.8	86	Implementation of State Specific Initiatives & Innovations (ISSI&I)				0.00		0.00
			Sub-Total - NDCP.8 - ISSI&I			0.00		0.00
			TOTAL OF NDCP :			12336.39		12152.20
NCD.1	87	National Programme For Control of Blindness	Cataract Surgeries through facilities	No	30000	300.00	30000	300.00
NCD.1	88		Cataract Surgeries through NGOs	No	50000	1000.00	52000	1040.00
NCD.1	89		Other Ophthalmic Interventions through facilities	No	1	30.00	1	30.00
NCD.1	90		Other Ophthalmic Interventions through NGOs	No				
	90.1		Glucoma	No	50	1.00	50	1.00
	90.2		Keratoplasty	No	50	3.75	50	3.75
	90.3		Vitroretinal Surgery	No	15	1.50	15	1.50
NCD.1	91		Mobile Ophthalmic Units			0.00		0.00
NCD.1	92		Collection of Eye Balls by Eye Banks and Eye Donation Centres	No	350	3.50	350	3.50

National Health Mission, Assam

DISTRICT ROP, FY 2024-25 & 2025-26 - NHM ASSAM (RCH_NDCP_NCD_NUHM)							RS. IN LAKH	
FMR Code/ SL. No.		Programme/ Theme	Activity/Sub-Activity	Whether is it new activity ? (Yes/ No)	Fresh RoP Approvals F.Y. :: 2024 - 2026			
FMR code	Sl. No.				2024-25		2025-26	
					Phy. Target	Budget provision	Phy. Target	Budget provision
RCH.1		Maternal Health						
NCD.1	93	Blindness (NPCB)	Free Spectacles for School Children	No	17894	62.50	17894	62.50
NCD.1	94		Free Spectacles for Old Persons for near Vision	No	36585	75.00	36585	75.00
NCD.1	95		GIA for the health institutions, Eye Bank, NGO, Pvt. Practitioners (Procurement Part)	No		135.00		130.00
NCD.1	96		Other NPCB & VI, Components	No				
	96.1		IEC for NPCB & VI, Assam	No	1	20.00	1	20.00
	96.2		Management of State + District H.S.	No	31	19.95	31	19.95
		Sub-Total - NCD.1 - NPCB				1652.20		1687.20
NCD.2		National Mental Health Programme (NMHP)						
	97.1	National	Targeted interventions camps at different communities	No	5412	169.71	5412	169.71
	97.2		Up gradation of district DMHP Centre situated at District Civil Hospital	No	5	6.25	6	7.50
	97.3		Equipment	No			1	6.25
	97.4		Drugs and supplies	No	1	85.00	1	93.50
	97.5		Ambulatory Services	No	34	4.00	34	4.00
	97.6		Training of PHC Medical Officers, Nurses, Paramedical Workers & Other Health Staff	No	33	26.55	33	29.20

National Health Mission, Assam

DISTRICT ROP, FY 2024-25 & 2025-26 - NHM ASSAM (RCH_NDCP_NCD_NUHM)							RS. IN LAKH	
FMR Code/ SL. No.		Programme/ Theme	Activity/Sub-Activity	Whether is it new activity ? (Yes/ No)	Fresh RoP Approvals F.Y. :: 2024 - 2026			
FMR code	Sl. No.				2024-25		2025-26	
					Phy. Target	Budget provision	Phy. Target	Budget provision
RCH.1		Maternal Health						
NCD.2	97.7	National Mental Health Programme (NMHP)	Training of Non- Psychiatric Medical Officers, CP & PSW at Lokpriya Gopinath Bordoloi Regional Institute of Mental Health (LGBRIMH), Tezpur, State and District level review meeting	No	35	31.52	35	31.42
	97.8		IEC activities under NMHP	No	1	40.00	1	45.00
	97.9		Awareness generation activities in different places with community involvement	No	34	34.00	34	35.70
	97.10		Printing activities under NMHP	No	1	6.80	1	6.80
	97.11		Miscellaneous/Travel/Contingency	No	35	20.40	35	20.40
	97.12		Operational expenses of the district centre: rent, telephone expenses, website etc.	No	1	4.25	1	4.25
	98		Any State Initiative (development of Website/Portal for NMHP)	Yes	1	20.00		0
			Sub-Total - NCD.2 - NMHP			448.48		453.73
NCD.3	99		Geriatric Care at DH		34	25.50	34	25.50
	99.1	NPHCE	Procurement of Furniture and Equipments		0	-	0	-
	99.2		Procurement of Machinery and Equipment		0	-	0	-
	99.3		IPC, Group activities & Mass Media for NPHCE		0	-	0	-
	99.4		Celebration of days-i.e International Day for older persons	NO	34	25.50	34	25.50

National Health Mission, Assam

DISTRICT ROP, FY 2024-25 & 2025-26 - NHM ASSAM (RCH_NDCP_NCD_NUHM)							RS. IN LAKH	
FMR Code/ SL. No.		Programme/ Theme	Activity/Sub-Activity	Whether is it new activity ? (Yes/ No)	Fresh RoP Approvals F.Y. :: 2024 - 2026			
FMR code	Sl. No.				2024-25		2025-26	
		Phy. Target	Budget provision	Phy. Target	Budget provision			
RCH.1		Maternal Health						
	100		Geriatric Care at CHC/SDH		68	85.00	68	85.00
	100.1	NPHCE	Procurement of Machinery and Equipment		0	-	0	-
	100.2		Drugs & supplies for Geriatric Patients	NO	34	68.00	34	68.00
	100.3		Moduler Training of Doctors and Staff Nurses on Geriatric	NO	34	17.00	34	17.00
	101	NPHCE	Geriatric Care at PHC/SHC		0	-	0	-
	102	NPHCE	Community Based Intervention		0	-	0	-
	103	NPHCE	State specific Initiatives and Innovations		0	-	0	-
			Sub-Total - NCD.3 - NPHCE		102	110.50	102	110.50
NCD.4		National Tobacco Control Programme- NTCP						
	104.1	NTCP- Implement ation of COTPA- 2003	Enforcement Squads (through Police Department)					
	104.2		Operational cost including Mobility at District & State for NTCP for implementation of Tobacco Control Law		35	20.94	35	20.94
	104.3		Capacity Building-(Training of PRI's representatives/ Police personnel/ Teachers/ Transport personnel/ NGO personnel/ other stakeholders)		34	8.50	34	8.50
	104.4		IEC & Printing-(IEC and BCC on implementation of Tobacco Control Law)		35	52.5	35	52.50

National Health Mission, Assam

DISTRICT ROP, FY 2024-25 & 2025-26 - NHM ASSAM (RCH_NDCP_NCD_NUHM)							RS. IN LAKH	
FMR Code/ SL. No.		Programme/ Theme	Activity/Sub-Activity	Whether is it new activity ? (Yes/ No)	Fresh RoP Approvals F.Y. :: 2024 - 2026			
FMR code	Sl. No.				2024-25		2025-26	
					Phy. Target	Budget provision	Phy. Target	Budget provision
RCH.1		Maternal Health						
	104.5		Printing of Challan Books under NTCP		3400	3.40	3400	3.40
	105	ToEFI Guideline	Implementation of ToEFI Guideline			0.00		0.00
NCD.4	106.1`	Tobacco Cessation	Coverage of Public School and Pvt School (orientation on ToFEI)		25000	62.50	25000	62.50
	106.2		Coverage of Public School and Pvt School (verification of ToFEI)		25000	62.50	25000	62.50
	106.3		Sensitization campaign for college students and other educational institutions		100	5.00	100	5.00
	106.4		Tobacco Cessation Centre (TCC): Weekly FGD with the tobacco users (Covered under wellness activities of HWC)					
	106.5		Non-recurring: Equipment for TCC		5	5.00	5	5.00
	106.6		Trainings under NTCP at District level		34	8.50	34	8.50
	106.7		Trainings under NTCP at State level		2	7.05	2	7.05
	106.8		District Tobacco Tobacco Cessation Centre (TCC)-recurring Expenses		34	8.50	34	8.50

National Health Mission, Assam

DISTRICT ROP, FY 2024-25 & 2025-26 - NHM ASSAM (RCH_NDCP_NCD_NUHM)							RS. IN LAKH	
FMR Code/ SL. No.		Programme/ Theme	Activity/Sub-Activity	Whether is it new activity ? (Yes/ No)	Fresh RoP Approvals F.Y. :: 2024 - 2026			
FMR code	Sl. No.				2024-25		2025-26	
					Phy. Target	Budget provision	Phy. Target	Budget provision
RCH.1		Maternal Health						
	106.9		Training of Block & District Level line dept Officials under NTCP on Tobacco Free Village Campaign		34	8.50	34	8.50
	106.10		Baseline/Endline surveys/ Research studies (DTCC)		170	34.00	170	34.00
	106.11		Baseline/Endline surveys/ Research studies (STCC)		1	1.50	1	2.00
			Sub-Total - NCD.4 - NTCP			288.39		288.89
NCD.5		NP-NCD (NPCDCS)						
	107		NCD Clinics at DH		102	184.96	102	182.24
	107.1	NP NCD (NCD Clinics at District	Mobility, Miscellaneous & Contingencies etc.	NO	34	12.24	34	12.24
	107.2		Drugs & supplies for District NCD Clinic	NO	34	104.72	34	102.00
	107.3		District NCD Clinic: Transport Referred Cases	NO	34	68.00	34	68.00
	108		NCD Clinics at CHC/SDH		591	267.92	591	252.16
	108.1	NP NCD (NCD Clinics at CHC/SDH)	Mobility, Miscellaneous & Contingencies etc.	NO	197	70.92	197	70.92
	108.2		Drugs & supplies for CHC NCD Clinic (NPCDCS)	NO	197	133.96	197	118.20
	108.3		Transport Referred Cases for CHC NCD Clinic:	NO	197	63.04	197	63.04

National Health Mission, Assam

DISTRICT ROP, FY 2024-25 & 2025-26 - NHM ASSAM (RCH_NDCP_NCD_NUHM)							RS. IN LAKH	
FMR Code/ SL. No.		Programme/ Theme	Activity/Sub-Activity	Whether is it new activity ? (Yes/ No)	Fresh RoP Approvals F.Y. :: 2024 - 2026			
FMR code	Sl. No.				2024-25		2025-26	
		Phy. Target	Budget provision	Phy. Target	Budget provision			
RCH.1		Maternal Health						
NCD.5	109	NP NCD (CCU /ICU including STEMI)	Cardiac Care Unit (CCU/ICU) including STEMI	NO	15	44.11	34	85.88
	110		Other NPCDCS Components		1305	673.80	210	621.50
	110.1	NP NCD (State NCD Cell)	Furniture, Furnishing, Renvation etc for State NCD Cell	NO	0	0.00	0	0.00
	110.2		Monitoring & Data Management - State NCD Cell	NO	1	5.00	1	5.00
	110.3		Mobility Support, Field Visit - (TA, DA, POL) - State NCD Cell	NO	1	3.00	1	3.00
	110.4		Operational Cost – (Expenses on account of Consumable, Office Expenses and Admin Expenses and Contingency etc.) - State NCD Cell	NO	1	2.00	1	2.00
	110.5		Training under NPCDCS at State NCD Cell	NO	1	81.79	1	94.66
	110.6		State NCD Cell - Printing activities for Universal Screening of NCDs	NO	1	23.48	1	21.61
	110.7		IEC Activity for State NCD Cell on NPCDCS	NO	1	20.00	1	20.00
	110.8		State Data Centre for hosting of NCD Data	NO	0	0.00	0	0.00
110.9	Renovation, Furnishing, Computer,Furniture& Office Equipments		NO	0	0.00	0	0.00	

National Health Mission, Assam

DISTRICT ROP, FY 2024-25 & 2025-26 - NHM ASSAM (RCH_NDCP_NCD_NUHM)							RS. IN LAKH	
FMR Code/ SL. No.		Programme/ Theme	Activity/Sub-Activity	Whether is it new activity ? (Yes/ No)	Fresh RoP Approvals F.Y. :: 2024 - 2026			
FMR code	SI. No.				2024-25		2025-26	
		Phy. Target	Budget provision	Phy. Target	Budget provision			
RCH.1		Maternal Health						
	110.10	NP NCD (District NCD Cell)	Monitoring & Data Management - District NCD Cell	NO	34	68.00	34	68.00
	110.11		Mobility Support, Field Visit - (TA, DA, POL) - District NCD Cell	NO	34	34.00	34	34.00
	110.12		Operational Cost – (Expenses on account of Consumable, Office Expenses and Admin Expenses and Contingency etc.) - District NCD Cell	NO	34	34.00	34	34.00
	110.13		Training under NPCDCS at District NCD Cell	NO	34	41.99	34	41.99
	110.14		IEC Activity for District NCD Cell on NPCDCS	NO	34	195.24	34	195.24
	110.15	NP NCD (PHC NCD)	Mobility, Miscellaneous & Contingencies etc.	NO	0	0.00	0	0.00
	110.16		Drugs & Supplies for PHC NCD Clinic (NPCDCS)	NO	1010	80.80	0	0.00
	110.17	NP NCD (Sub Centre)	Mobility, Miscellaneous & Contingencies etc.	NO	0	0.00	0	0.00
	110.18		Supplies for Sub Centre Level (NPCDCS)	NO	100	8.00	0	0.00
	110.19	NP NCD (COPD & Stroke Care)	Procurement of Laboratory Equipment for COPD	Yes	1	22.50	0	0.00
	110.20		Procurement of Drugs and Diagnostics for Stroke Care	Yes	18	54.00	34	102.00
	111		State specific Initiatives and Innovations		0	0.00	0	0.00
	111.1	NP NCD (Innovation)	Block Level Special Health Camp on NCD Screening	Yes	0	0.00	0	0.00

National Health Mission, Assam

DISTRICT ROP, FY 2024-25 & 2025-26 - NHM ASSAM (RCH_NDCP_NCD_NUHM)							RS. IN LAKH	
FMR Code/ SL. No.		Programme/ Theme	Activity/Sub-Activity	Whether is it new activity ? (Yes/ No)	Fresh RoP Approvals F.Y. :: 2024 - 2026			
FMR code	Sl. No.				2024-25		2025-26	
		Phy. Target	Budget provision	Phy. Target	Budget provision			
RCH.1		Maternal Health						
			Sub-Total - NCD.5 - NP-NCD		2013	1,170.79	937	1,141.78
NCD.6		PM-NDP						
NCD.6	112		Haemodialysis Services		153001	2,181.88	153001	2,277.09
	112.1	Pradhan Mantri National Dialysis Programm e (PMNDP)	Drugs & Supplies for National Dialysis Programme	NO	45000	181.418	45000	181.418
	112.2		IEC / BCC - National Dialysis Programme (Haemodialysis Services and Peritoneal Dialysis)	NO	1	1.000	1	1.000
	112.3		Pradhan Mantri National Dialysis Programme - PPP	NO	108000	1,999.458	108000	2,094.671
	113	PMNDP	Peritoneal Dialysis Services		1800	135.00	1800	135.00
			Sub-Total - NCD.6 - PM-NDP		154801	2,316.88	154801	2,412.09
NCD.7	114	Implementation of NPCCHH						
			Key Objective 1: - General Awareness IEC & Printing					

National Health Mission, Assam

DISTRICT ROP, FY 2024-25 & 2025-26 - NHM ASSAM (RCH_NDCP_NCD_NUHM)							RS. IN LAKH		
FMR Code/ SL. No.		Programme/ Theme	Activity/Sub-Activity	Whether is it new activity ? (Yes/ No)	Fresh RoP Approvals F.Y. :: 2024 - 2026				
FMR code	Sl. No.				2024-25		2025-26		
					Phy. Target	Budget provision	Phy. Target	Budget provision	
RCH.1		Maternal Health							
	114.1		IEC on climate Sensitive diseases at Block, District and State level. Air pollution, heat and climate sensitive diseases (100 % of Districts implemented IEC campaigns on all climate sensitive)	Ongoing	5386	40.50	5420	42.54	
	114.2		Printing Activities for NPCCHH	Ongoing	35	12.04	35	12.04	
	114.3		Other community engagement components (HSS.3-100% of VHNSCs where dedicated IEC campaign conducted on important days listed)	Ongoing	28149	0.00	28149	0.00	
		Key Objective 2: -Capacity Building of health professional and health worker and other stake holders							
	114.4		Training of PRI Members representatives/Police personnels /NGO Personels and other stakeholders	Ongoing	53	13.25	53	13.25	

National Health Mission, Assam

DISTRICT ROP, FY 2024-25 & 2025-26 - NHM ASSAM (RCH_NDCP_NCD_NUHM)							RS. IN LAKH	
FMR Code/ SL. No.		Programme/ Theme	Activity/Sub-Activity	Whether is it new activity ? (Yes/ No)	Fresh RoP Approvals F.Y. :: 2024 - 2026			
FMR code	Sl. No.				2024-25		2025-26	
					Phy. Target	Budget provision	Phy. Target	Budget provision
RCH.1		Maternal Health						
NCD.7	114.5		Training of medical officers, Health Facility incharge and Sentinal surveillance Nodal Officer (75%/ 100% of Specialists in district trained on diagnosis and management of ARI and HRI including HRI surveillance and certification of Heat deaths 75%/ 100% of Sentinel Surveillance Nodal Officers trained for surveillance on ARI)	Ongoing	5	11.48	5	11.48
	114.6		Training of Trainer (TOT)-State/ District Nodal oficer , i/c District Consultants under NPCCHH and others (100% of Districts where DNO and Epidemiologists completed NPCCHH TOT/Refresher TOT)	Ongoing	1	3.29	1	3.29
	114.7		Training of CHOs on NPCCHH (HSS.1-25% /50% of CHOs trained on NPCCHH in District)	Ongoing	750	0.00	750	0.00
	114.8		Training of Health Workers and ASHA/AWW on NPCCHH(NDCP-1 & 2-25 %/ 50% of health workers and ASHA/AWW trained on NPCCHH in District)	Ongoing	196	0.00	208	0.00
			Key Objective3: Strengthening of Health System					

National Health Mission, Assam

DISTRICT ROP, FY 2024-25 & 2025-26 - NHM ASSAM (RCH_NDCP_NCD_NUHM)							RS. IN LAKH	
FMR Code/ SL. No.		Programme/ Theme	Activity/Sub-Activity	Whether is it new activity ? (Yes/ No)	Fresh RoP Approvals F.Y. :: 2024 - 2026			
FMR code	Sl. No.				2024-25		2025-26	
					Phy. Target	Budget provision	Phy. Target	Budget provision
RCH.1		Maternal Health						
			Infrastructure – Civil works (I&C) climate-resilient infrastructure measures-Energy Efficiency, Solarization, Water Conservation)					
	114.9		Climate & Disaster Resilient Health Facilities as per IPHS (40/60% Districts with at least one climate resilience healthcare facility complying with Green Climate Resilient (GCR) guidelines of the programme)	Ongoing	10	50.00	15	75.00
	114. 10		Rain Water Harvesting facility with Ground water recharge- (20/40% of HCFs (HWC, CHC, SDH and DH) with operational rain water harvesting system)	Ongoing	10	13.75	10	13.75
	114.11		Effluent treatment plant (ETP) Kayakalp: OOC (HSS.6)/ Other Infrastructure/ Civilworks/expansion etc. (HSS.4)-30/60% of HCF having connection with ETP in Districts	Ongoing	0	0.00	0	0.00
	114.12		Kayakalp Assessment of the healthcare facilities (HSS-6)-50/10%% of HCF per district per year that have conducted Kayakalp assessment	Ongoing	0	0.00	0	0.00
	114.13		5 baded Stroke Room in District Hospital & SDH (25/50% of DHs and SDH with operational 5 bedded Heat Stroke Room)	New	0	0.00	0	0.00

National Health Mission, Assam

DISTRICT ROP, FY 2024-25 & 2025-26 - NHM ASSAM (RCH_NDCP_NCD_NUHM)							RS. IN LAKH	
FMR Code/ SL. No.		Programme/ Theme	Activity/Sub-Activity	Whether is it new activity ? (Yes/ No)	Fresh RoP Approvals F.Y. :: 2024 - 2026			
FMR code	Sl. No.				2024-25		2025-26	
					Phy. Target	Budget provision	Phy. Target	Budget provision
RCH.1		Maternal Health						
	114.14		2 baded Stroke Room in CHC (25/50% of CHCs with operational 2 bedded Heat Stroke Room)	New	0	0.00	0	0.00
	114.15		Ambulance for HRI cases (25/50% of ambulances in a district equipped for ambulatory care of HRI cases)		0	0.00	0	0.00
			Surveillance Research, Review, Evaluation (SRRE)					
	114.16		Heat-related illnesses reporting in IHIP (50/100% of HCFs reporting HRI cases daily on IHIP portal)	Ongoing	1176	0.00	588	0.00
	114.17		Acute respiratory illness due to air pollution Sentinal Surveillance of Air Pollution (SRRE) NCD-7 (80/100 % of Sentinel Surveillance Sites reporting ARI cases daily on IHIP portal)	Ongoing	20	0.00	20	0.00
	114.18		Vulnerability Assessment of Climate and Disaster Resilient Health Facilities in 11/12selected district of Assam @ 10.0 L per District X 11/12 districts	Ongoing	11	110.00	12	120.00
	114.19		Early Warning, Alert and Response System (EWARS)		0	0.00	0	0.00
			Others including operating costs (OOC) -Greening of health care facilities and -Maintenance of greening health care sector					

National Health Mission, Assam

DISTRICT ROP, FY 2024-25 & 2025-26 - NHM ASSAM (RCH_NDCP_NCD_NUHM)							RS. IN LAKH	
FMR Code/ SL. No.		Programme/ Theme	Activity/Sub-Activity	Whether is it new activity ? (Yes/ No)	Fresh RoP Approvals F.Y. :: 2024 - 2026			
FMR code	Sl. No.				2024-25		2025-26	
					Phy. Target	Budget provision	Phy. Target	Budget provision
RCH.1		Maternal Health						
	114.20		Energy Audit of HCFs (20/40% of HCF (HWC, CHC, SDH and DH) where Energy Audit is completed) Budget from 114.18	New	330	0.00	340	0.00
	114.21		Installation of Solar PV and other Equipments in Health Facilities (20%/40% of HCFs (HWC, CHC, SDH and DH) solarized)	Ongoing	5	250.00	5	250.00
	114.22		Replacement of Conventional Bulb to LED in 330 health facilities of 34 districts of Assam @ 10000 per HFX 340HF (20/40% % of HCFs (HWC, CHC, SDH and DH) solarized)	Ongoing	340	34.00	340	34.00
	114.23		Air quality Monitors with display screen for each District Hospital and Medical colleges @ 2.5 L	New	19	47.50	15	37.50
			Planning and M&E					
	114.24		Task force Meeting to draft health sector plan for Heat and Air Pollution	Ongoing	35	3.68	35	3.67
	114.25		Sensitization workshop/ Meeting of the State/ district Program Officers and line department/ Institutions/ individuals working on Climate Actions in the state	Ongoing	2	8.50	2	8.50

National Health Mission, Assam

DISTRICT ROP, FY 2024-25 & 2025-26 - NHM ASSAM (RCH_NDCP_NCD_NUHM)							RS. IN LAKH	
FMR Code/ SL. No.		Programme/ Theme	Activity/Sub-Activity	Whether is it new activity ? (Yes/ No)	Fresh RoP Approvals F.Y. :: 2024 - 2026			
FMR code	Sl. No.				2024-25		2025-26	
					Phy. Target	Budget provision	Phy. Target	Budget provision
RCH.1		Maternal Health						
	114.26		Logistics and Mobility support including POL for State Climate Change & Human Health Cell and District Climate Change & Human Health Cell (For regular Coordination with different stake holders, Monitoring and evaluation of NPCCHH activities.)	Ongoing	35	23.94	35	24.54
	114.27		Social Responsibility Conclave For Climate Change and Human Health. (To involve major Public & Pvt. Sector Enterprizes for Climate Change and Human Health under Company Social Responsibility Head.)	Ongoing	1	7.50	1	8.00
			New Initiatives					
	114.28		Model Climate Resilient Distric- Development of Green and Climate Resilient Infrastructure at Healthcare Facilities of Majuli, Assam the most vulnerable area of the state for Climate Change and extream weather Event	New	1	25.00	0	0.00
			Sub-Total - NCD.7- NPCCHH		36570	654.43	36039	657.56
NCD.8	115	National Oral Health Programme (NOHP)						
	115.1	National Oral	Renovation, Dental Chair, Equipment- District Hospitals	No	1	8.00	0	0.00
	115.2		Dental Chair and Equipment	No	1	70.00	1	49.00

National Health Mission, Assam

DISTRICT ROP, FY 2024-25 & 2025-26 - NHM ASSAM (RCH_NDCP_NCD_NUHM)							RS. IN LAKH	
FMR Code/ SL. No.		Programme/ Theme	Activity/Sub-Activity	Whether is it new activity ? (Yes/ No)	Fresh RoP Approvals F.Y. :: 2024 - 2026			
FMR code	Sl. No.				2024-25		2025-26	
		Phy. Target	Budget provision	Phy. Target	Budget provision			
RCH.1		Maternal Health						
NCD.8	115.3	Health Programme (NOHP)	Consumables for NOHP	No	108	84.00	108	84.00
	115.4		IEC/ BCC under NOHP	No	34 district	22.00	34 district	22.00
	115.5		Printing activities under NOHP	No			1	10.00
	115.6		Workshop & Conference under NOHP	No	1	15.50	1	15.50
	118.1		Free Dental and Oral Health Check-up camps	Yes	1	6.30	1	12.60
			Sub-Total - NCD.8- NOHP			205.80		193.10
NCD.9	119	National Programme on palliative care (NPPC)						
NCD.9	119.1		Miscellaneous Activity (Miscellaneous including Trave/POL/Stationery/Communications/ Drugs etc)	No	34	34.00	34	34.00
	119.2		Training of PHC Medical Officers, Nurses, Paramedical Workers & Other Staff under National Programme for Palliative Care (NPPC)	No	34	20.10	34	20.10
			Sub-Total - NCD.8- NOHP		37	54.10	37	54.10
NCD.10	120	National Programme for Prevention and Control of Fluorosis (NPPCF)						

National Health Mission, Assam

DISTRICT ROP, FY 2024-25 & 2025-26 - NHM ASSAM (RCH_NDCP_NCD_NUHM)							RS. IN LAKH	
FMR Code/ SL. No.		Programme/ Theme	Activity/Sub-Activity	Whether is it new activity ? (Yes/ No)	Fresh RoP Approvals F.Y. :: 2024 - 2026			
FMR code	Sl. No.				2024-25		2025-26	
					Phy. Target	Budget provision	Phy. Target	Budget provision
RCH.1		Maternal Health						
	120.1		Recurring Grant-in-aid (for ongoing district) Medical Management including treatment, surgery and rehab	Ongoing	7	21.00	7	21.00
	120.2		Recurring Grant-in-aid (For ongoing selected districts under NPPCF) Laboratory Diagnostic	Ongoing	7	11.76	7	11.76
	120.3		Health Eucation & Publicity for National Programme for Fluorosis (State & District)	Ongoing	7	14.00	7	14.00
	120.4		NPPCF Coordination Meeting (On-going Districts)	Ongoing	7	4.90	7	4.90
	120.5		Travel costs under NPPCF	Ongoing	7	4.00	7	4.00
			Sub-Total - NCD.10- NPPCF		35	55.66	35	55.66
NCD.11		National Programme For Prevention and Control of Deafness - NPPCD						
	121.1	Screening	Procurement of Equipments (23 nos. Hearing Aids FY 24-25) (71 nos. Hearing Aids FY 25-26)	YES	23	3.50	71	10.75
	121.2		Procurement of Equipments (6 nos. OAE Machine FY 24-25) (8 nos. Puretone Audiometer FY 25-26)	No	6	12.60	8	7.60

National Health Mission, Assam

DISTRICT ROP, FY 2024-25 & 2025-26 - NHM ASSAM (RCH_NDCP_NCD_NUHM)							RS. IN LAKH	
FMR Code/ SL. No.		Programme/ Theme	Activity/Sub-Activity	Whether is it new activity ? (Yes/ No)	Fresh RoP Approvals F.Y. :: 2024 - 2026			
FMR code	Sl. No.				2024-25		2025-26	
					Phy. Target	Budget provision	Phy. Target	Budget provision
RCH.1		Maternal Health						
NCD.11	121.3	of Deafness	Procurement of Equipments (15 nos. Cochlear Implantation FY 24-25) (15 nos. Cochlear Implantation FY 25-26)	No	15	62.25	15	62.25
	121.4		Training at District Levels	No	15	9.00	15	9.00
	121.5		Multispeciality Camps for Screening	YES	1	9.00	1	9.00
	122		Management of Deafness IEC State Level & District Level	No	35	16.80	35	16.80
	123		State Ispecific initiatives			0.00		0.00
			Sub-Total - NCD.11- NPPCD			113.15		115.40
			TOTAL OF NCD :			7070.38		7170.00
NCD.12		Prevention & Management of Burn & Injuries				0.000		0.00
NCD.13		State specific Programme interventions				0.000		0.00
HSS(U)		National Urban Health Mission- NUHM						

National Health Mission, Assam

DISTRICT ROP, FY 2024-25 & 2025-26 - NHM ASSAM (RCH_NDCP_NCD_NUHM)							RS. IN LAKH	
FMR Code/ SL. No.		Programme/ Theme	Activity/Sub-Activity	Whether is it new activity ? (Yes/ No)	Fresh RoP Approvals F.Y. :: 2024 - 2026			
FMR code	Sl. No.				2024-25		2025-26	
					Phy. Target	Budget provision	Phy. Target	Budget provision
RCH.1		Maternal Health						
HSS(U).1	127	Comprehensive Primary Healthcare (CPHC)	Development and operations of Health & Wellness Centers - Urban					
	127.1		ASHA incentives (CBAC form filling up and Follow up of NCD patients activities) for Ayushman Bharat Health & Wellness Centres (H&WC).	Ongoing	348450	75.75	355460	77.27
	127.2		Infrastructure strengthening of UPHC to H&WC	Ongoing		0		0
	127.3		Equipment for AB-HWCs			0		0
	127.4		Provision of Free diagnostics at Ayushman Bharat Health & Wellness Centres (AB-H&WC)			0		0
	127.5		Procurement of drugs for AB-H&WCs	Ongoing		0		0
	127.6		Supplies for Ayushman Bharat Health & Wellness Centres (AB-H&WC)			0		0
	127.7		Training of MO and Staff Nurse for H&WC	Ongoing	2	3.21	2	4.65
	127.8		Multi-skilling of ASHA for H&WC			0		0
	127.9		Multi-skilling of MPW for H&WC	Ongoing		0	6	5.79
	127.10.		IEC activities for Health & Wellness centre (H&WC)	Ongoing		0		0

National Health Mission, Assam

DISTRICT ROP, FY 2024-25 & 2025-26 - NHM ASSAM (RCH_NDCP_NCD_NUHM)							RS. IN LAKH	
FMR Code/ SL. No.		Programme/ Theme	Activity/Sub-Activity	Whether is it new activity ? (Yes/ No)	Fresh RoP Approvals F.Y. :: 2024 - 2026			
FMR code	Sl. No.				2024-25		2025-26	
		Phy. Target	Budget provision	Phy. Target	Budget provision			
RCH.1		Maternal Health						
	127.11		Printing activities for H&WC	Ongoing		10.31		10.96
HSS(U).1	128	Comprehensive Primary Healthcare (CPHC)	Wellness activities at HWCs- Urban					
	128.1		Yoga Trainer fees for yoga sessions	Ongoing		0.00		0.00
HSS(U).1	129	Comprehensive Primary Healthcare (CPHC)	Teleconsultation facilities at HWCs-Urban			0.00		0.00
HSS(U).2	130	Community Engagement	ASHA (including ASHA Certification and ASHA benefit package)					
	130.1		ASHA incentives for routine activities	Ongoing	1280	307.20	1280	307.20
	130.2		ASHA bag and uniform	Ongoing	1280	9.60	1280	9.60
	130.3		Replenishment of ASHA Kit	Ongoing				
	130.4		Dairy for ASHAs	Ongoing	1280	2.30	1280	2.30
	130.5		Smart phone for ASHAs	Ongoing	68	6.80	0	0.00

National Health Mission, Assam

DISTRICT ROP, FY 2024-25 & 2025-26 - NHM ASSAM (RCH_NDCP_NCD_NUHM)							RS. IN LAKH	
FMR Code/ SL. No.		Programme/ Theme	Activity/Sub-Activity	Whether is it new activity ? (Yes/ No)	Fresh RoP Approvals F.Y. :: 2024 - 2026			
FMR code	Sl. No.				2024-25		2025-26	
					Phy. Target	Budget provision	Phy. Target	Budget provision
RCH.1		Maternal Health						
HSS(U).2	131	Communit y Engageme nt	MAS (Training)	Ongoing		0.00		0.00
HSS(U).2	132	Communit y Engageme nt	JAS(Training)			0.00		0.00
HSS(U).2	133	Communit y Engageme nt	RKS			0.00		0.00
HSS(U).2	134	Communit y Engageme nt	Outreach activities					
	134.1		Mobility Support for ANM.	Ongoing	195	11.70	195	11.70
	134.2		Special Outreach Camps and Specialist OPD Services	Ongoing	80	6.40	80	6.40
	134.3		Sanitary Workers camp	Ongoing	20	2.05	20	2.05
	134.4		UHND Sessions	Ongoing	3540	8.85	3540	8.85

National Health Mission, Assam

DISTRICT ROP, FY 2024-25 & 2025-26 - NHM ASSAM (RCH_NDCP_NCD_NUHM)							RS. IN LAKH	
FMR Code/ SL. No.		Programme/ Theme	Activity/Sub-Activity	Whether is it new activity ? (Yes/ No)	Fresh RoP Approvals F.Y. :: 2024 - 2026			
FMR code	Sl. No.				2024-25		2025-26	
					Phy. Target	Budget provision	Phy. Target	Budget provision
RCH.1		Maternal Health						
HSS(U).2	135	Community Engagement	Mapping of slums and vulnerable population			0.00		0.00
HSS(U).2	136	Community Engagement	Other Community Engagement Components					
	136.1		Support for implementation of PPCL		0	0.00	0	0.00
	136.2		Support for implementation of NVBDCP		0	0.00	0	0.00
	136.3		Family Planning					
	136.4		Training for ULB members, DUHCs and Accountant Cum Sect. Staff	Ongoing	19	5.58	19	5.58
HSS(U).3	137	Public Health Institutions as per IPHS norms	Urban PHCs					
	137.1		Operational expenses of UPHCs		0	0.00	0	0.00
	137.2		Upgradation of existing facilities(UPHC)	New	3	300.00	3	247.16

National Health Mission, Assam

DISTRICT ROP, FY 2024-25 & 2025-26 - NHM ASSAM (RCH_NDCP_NCD_NUHM)							RS. IN LAKH	
FMR Code/ SL. No.		Programme/ Theme	Activity/Sub-Activity	Whether is it new activity ? (Yes/ No)	Fresh RoP Approvals F.Y. :: 2024 - 2026			
FMR code	Sl. No.				2024-25		2025-26	
					Phy. Target	Budget provision	Phy. Target	Budget provision
RCH.1		Maternal Health						
	137.3		Rent for UPHC	Ongoing	27	49.89	26	48.04
HSS(U).3	138	Public Health Institution s as per IPHS norms	Urban CHCs and Maternity Homes			0.00		0.00
HSS(U).4	139	Quality Assurance	Quality Assurance Implementation & Mera Aspataal					
	139.1		Quality Assurance Assessments (State & National)	Ongoing	4	4.00	5	5.00
	139.2		Quality Assurance incentives	Ongoing	3	6.00	4	8.00
	139.3		Quality Assurance Implementation (for traversing gaps)	Ongoing	54	1.08	54	1.08
	139.4		QA committees at city level (meetings, workshops, etc.)	Ongoing	57	1.14	57	1.14
HSS(U).4	140	Quality Assurance	Kayakalp					
	140.1		Kayakalp Awards	Ongoing	34	22.00	40	25.00
	140.2		Support for Implementation of Kayakalp	Ongoing	0	0.00	0	0.00

National Health Mission, Assam

DISTRICT ROP, FY 2024-25 & 2025-26 - NHM ASSAM (RCH_NDCP_NCD_NUHM)							RS. IN LAKH	
FMR Code/ SL. No.		Programme/ Theme	Activity/Sub-Activity	Whether is it new activity ? (Yes/ No)	Fresh RoP Approvals F.Y. :: 2024 - 2026			
FMR code	Sl. No.				2024-25		2025-26	
					Phy. Target	Budget provision	Phy. Target	Budget provision
RCH.1		Maternal Health						
HSS(U).4	141	Quality Assurance	Swacch Swasth Sarvatra			0.00		0.00
HSS(U).5	142	HRH	Remuneration for all NHM HR	Ongoing	911	3731.69	911	4539.52
HSS(U).5	143	HRH	Incentives(Allowance, Incentives, staff welfare fund)	Ongoing	0	20.00	0	20.00
HSS(U).5	144	HRH	Incentives under CPHC	Ongoing	0	398.16	0	398.16
HSS(U).5	145	HRH	Costs for HR Recruitment and Outsourcing		0	0.00	0	0.00
HSS(U).6	146	Technical Assistance	Planning and Program Management					
	146.1		Mobility support for SPMU	Ongoing	1	4.80	1	4.80
	146.2		Mobility support for DPMU	Ongoing	14	18.30	1	18.30
	146.3		Administrative expenses (including Review meetings, workshops, etc.) for SPMU	Ongoing	1	3.00	1	3.00
	146.4		Administrative expenses (including Review meetings, workshops, etc.) for DPMU	Ongoing	15	6.20	15	6.20
HSS(U).7	147	Access	PPP			0.00		0.00
HSS(U).8	148	Innovation	State specific Programme Innovations and Interventions			0.00		0.00
HSS(U).9	149	Untied Grants	Untied Fund					

National Health Mission, Assam

DISTRICT ROP, FY 2024-25 & 2025-26 - NHM ASSAM (RCH_NDCP_NCD_NUHM)							RS. IN LAKH	
FMR Code/ SL. No.		Programme/ Theme	Activity/Sub-Activity	Whether is it new activity ? (Yes/ No)	Fresh RoP Approvals F.Y. :: 2024 - 2026			
FMR code	Sl. No.				2024-25		2025-26	
					Phy. Target	Budget provision	Phy. Target	Budget provision
RCH.1		Maternal Health						
	149.1		Untied Fund to UPHCs in the Govt. building	Ongoing	28	49.00	29	50.75
	149.2		Untied Fund to UPHCs in the Rented building	Ongoing	27	27.00	26	26.00
	149.3		Untied Fund to UCHCs in the Govt. building	Ongoing	2	10.00	2	10.00
	149.4		MAS untied fund	Ongoing	658	32.90	658	32.90
			Sub-Total - HSS(U)- NUHM		358053	5134.91	364995	5897.39

National Health Mission, Assam

DISTRICT ROP, FY 2024-25 & 2025-26 - NHM ASSAM (RCH_NDCP_NCD_NUHM)							RS. IN LAKH	
FMR Code/ SL. No.		Programm e/ Theme	Activity/Sub-Activity	Whether is it new activity ? (Yes/ No)	Fresh RoP Approvals F.Y. :: 2024 - 2026			
FMR code	Sl. No.				2024-25		2025-26	
					Phy. Target	Budget provision	Phy. Target	Budget provision
RCH.1		Maternal Health						

National Health Mission, Assam

DISTRICT ROP, FY 2024-25 & 2025-26 - NHM ASSAM (RCH_NDCP_NCD_NUHM)							RS. IN LAKH	
FMR Code/ SL. No.		Programme/ Theme	Activity/Sub-Activity	Whether is it new activity ? (Yes/ No)	Fresh RoP Approvals F.Y. :: 2024 - 2026			
FMR code	Sl. No.				2024-25		2025-26	
					Phy. Target	Budget provision	Phy. Target	Budget provision
RCH.1		Maternal Health						

National Health Mission, Assam

DISTRICT ROP, FY 2024-25 & 2025-26 - NHM ASSAM (RCH_NDCP_NCD_NUHM)							RS. IN LAKH	
FMR Code/ SL. No.		Programme/ Theme	Activity/Sub-Activity	Whether is it new activity ? (Yes/ No)	Fresh RoP Approvals F.Y. :: 2024 - 2026			
FMR code	Sl. No.				2024-25		2025-26	
					Phy. Target	Budget provision	Phy. Target	Budget provision
RCH.1		Maternal Health						

National Health Mission, Assam

DISTRICT ROP, FY 2024-25 & 2025-26 - NHM ASSAM (RCH_NDCP_NCD_NUHM)							RS. IN LAKH	
FMR Code/ SL. No.		Programm e/ Theme	Activity/Sub-Activity	Whether is it new activity ? (Yes/ No)	Fresh RoP Approvals F.Y. :: 2024 - 2026			
FMR code	Sl. No.				2024-25		2025-26	
					Phy. Target	Budget provision	Phy. Target	Budget provision
RCH.1		Maternal Health						

National Health Mission, Assam

DISTRICT ROP, FY 2024-25 & 2025-26 - NHM ASSAM (RCH_NDCP_NCD_NUHM)							RS. IN LAKH	
FMR Code/ SL. No.		Programm e/ Theme	Activity/Sub-Activity	Whether is it new activity ? (Yes/ No)	Fresh RoP Approvals F.Y. :: 2024 - 2026			
FMR code	Sl. No.				2024-25		2025-26	
					Phy. Target	Budget provision	Phy. Target	Budget provision
RCH.1		Maternal Health						

National Health Mission, Assam

DISTRICT ROP, FY 2024-25 & 2025-26 - NHM ASSAM (RCH_NDCP_NCD_NUHM)							RS. IN LAKH	
FMR Code/ SL. No.		Programm e/ Theme	Activity/Sub-Activity	Whether is it new activity ? (Yes/ No)	Fresh RoP Approvals F.Y. :: 2024 - 2026			
FMR code	Sl. No.				2024-25		2025-26	
					Phy. Target	Budget provision	Phy. Target	Budget provision
RCH.1		Maternal Health						

National Health Mission, Assam

Responsible Officer of the activity		
At State HQ	At District level	At Block level
Consultant MH	DPM/ DCM/DAM	BPM/BCM/BAM
MH/Printing Division		
MH/Printing Division		
MH/Printing Division		
Maternal Health Division	DPM/DAM	BPM/BAM
Maternal Health Division	DPM/DAM	BPM/BAM

National Health Mission, Assam

Responsible Officer of the activity		
At State HQ	At District level	At Block level
Maternal Health Division	DPM/DAM	BPM/BAM
Maternal Health Division	DPM/DAM	BPM/BAM
Maternal Health Division/SCM	DPM/DAM	BPM/BAM
Maternal Health	DPM/DAM	BPM/BAM
Maternal Health Division	DPM	BPM
Maternal Health Division	DPM	BPM
Maternal Health Division	DPM	BPM
Maternal Health/ PE free diagnostic	DPM	BPM

National Health Mission, Assam

Responsible Officer of the activity		
At State HQ	At District level	At Block level
Ref. Transport Div.	DPM	BPM
c		
Maternal Health Division	DPM, DCM, DDM, Quality Consultant, DAM	BPM, BCM
Maternal Health Division	DPM, DCM, DME	BPM, BCM
		BPM, BCM
Maternal Health divisio	DPM, DCM, DME	BPM, BCM
Maternal Health Division		
Maternal Health Division		

National Health Mission, Assam

Responsible Officer of the activity		
At State HQ	At District level	At Block level
Maternal Health Division		
Maternal Health Division		
Maternal Health	DPM/DCM/DME/DAM	BPM/BCM/BAM
Maternal Health Division	DPM/DCM/DAM	BPM/BCM/ BAM
Maternal Health Division		
Maternal Health Division		
SCM, NHM/MH Div	DCM/DPM	BCM/BPM
Procurement / AMSCL/ MH Div		
Procurement / AMSCL/ MH Div		
MH Div		
MH Div	DCM/DFPC/DPM	BCM/BPM
MH Div	DCM/DFPC/DPM	BCM/BPM

National Health Mission, Assam

Responsible Officer of the activity		
At State HQ	At District level	At Block level
MH Div		
MH Div	DCM/DFPC/DPM	BCM/BPM
MH Div	DCM/DFPC/DPM	BCM/BPM
SPM/ MH Div	DCM/DFPC/DPM	BCM/BPM
MH Div	DPM/ HA/ DFPC	
MH Div	DPM/ BPM/CAC Master Trainer	
Construction/MH Div		
Construction/MH Div		

National Health Mission, Assam

Responsible Officer of the activity		
At State HQ	At District level	At Block level
Procurement/MH div		
Printing/MH division	DPM	BPM
Maternal Health/Quality Division	DQC/HA/DPM	
Maternal Health/ BME		
Manager-MIS	DDM	BDM

National Health Mission, Assam

Responsible Officer of the activity		
At State HQ	At District level	At Block level
Construction/MH /SCM	DPM/DCM	BPM/BCM
MH/SCM/APM	DPM/DCM/DAM	BPM/BCM/BAM
MH/SCM/APM	DPM/DCM/DAM	BPM/BCM/BAM
Procurement/MH div		
Procurement/MH div		
Maternal Health	DPM,DCM,DAM	BPM,BCM

National Health Mission, Assam

Responsible Officer of the activity		
At State HQ	At District level	At Block level
Training/MH division	DCM/DPM	
Training/MH division	DCM/DPM	BCM/BPM
Training/MH division	DCM/DPM	BCM/BPM
Training/MH division	DCM/DPM	BCM/BPM
Training/MH division	DCM/DPM	BCM/BPM
Training/MH division	DCM/DPM	BCM/BPM
Training/MH division	DCM/DPM	BCM/BPM
MH Division	DPM/DCM	BPM/BCM

National Health Mission, Assam

Responsible Officer of the activity		
At State HQ	At District level	At Block level
Maternal Health	DPM/DCM/DAM	BPM/BCM
Training/MH division	DCM/DPM	
MH Division/ Procurement Division		
DPM State HQ	DPM	
MH Division	DPM/DCM/DAM	BPM/BCM/BAM
MH Division	DPM/DCM/DAM	BPM/BCM/BAM
MH division/Printing		
MH/Finance Division	DPM/DAM	BPM/BAM

National Health Mission, Assam

Responsible Officer of the activity		
At State HQ	At District level	At Block level
SAA	DAA	N/A
SAA	DAA	N/A
SAA		N/A
SAA		N/A
SAA	DAA	N/A
SAA	DAA	N/A
Consultant, RBSK	District Coordinator	Block Coordinators, RBSK
Consultant, RBSK	District Coordinator/DEIC Manager	Block Coordinator, RBSK
Consultant, RBSK	District Coordinator/DEIC Manager	Block Coordinators, RBSK
Consultant, RBSK	NA	NA

National Health Mission, Assam

Responsible Officer of the activity		
At State HQ	At District level	At Block level
Consultant, RBSK	District Coordinator/DEIC Manager	Block Coordinators, RBSK
Consultant, RBSK	NA	NA
Consultant, RBSK	District Coordinator	Block Coordinators, RBSK
Consultant, RBSK	NA	NA
Constiant, RBSK	District Coordinator/DEIC Manager	Block Coordinators, RBSK
Consultant, RBSK	District Coordinator	Block Coordinator, RBSK
Consultant RBSK	NA	NA
Consultant, RBSK	NA	NA
Consultant, RBSK	District Coordinator & DEIC Manager	Block Coordinators, RBSK
Consultant RBSK	NA	NA

National Health Mission, Assam

Responsible Officer of the activity		
At State HQ	At District level	At Block level
NA	D.Co/DEIC Manager	NA
CC(CW), Construction & RBSK Consultant	NA	NA
Consultant, RBSK	D.Co, RBSK/DEIC Manager	Block Coordinators, RBSK
Consultant CH, SCM, APM, Consultant Newborn, UNICEF	DCM	BCM
APM	DCM	BCM and DEOs of SNCUs
Consultant CH and SPM	DPM, DCM and DDSM	
SCM, Consultant CH	DCM	BCM
Consultant CH and SPM	DPM, DCM and DDSM	

National Health Mission, Assam

Responsible Officer of the activity		
At State HQ	At District level	At Block level
IEC/BCC/SME	DCM/DME	BCM
Consultant CH, Consultant UNICEF	DPM,DCM and DDSM	BCM
Consultant CH, Consultant UNICEF	DCM	BCM
Consultant CH, Consultant UNICEF	DCM	BCM
Consultant CH, Consultant UNICEF	DPM, DCM and DDSM	BCM
Consultant CH, Consultant UNICEF	DCM and DDSM	BCM
0	0	0
Consultant CH, Consultant UNICEF(New Born)	DPM and HA, BPM and ABPM of Medical Colleges	
Consultant CH, Consultant UNICEF(New Born)	DPM	BPM and BAM
Consultant CH, Consultant UNICEF(New Born)	DPM	BPM
Consultant CH, Consultant UNICEF(New Born)	DPM	BPM
Consultant CH, Consultant UNICEF(New Born)	DPM kamrup Metro and BPM of GMCH	

National Health Mission, Assam

Responsible Officer of the activity		
At State HQ	At District level	At Block level
Consultant (Civil), Consultant CH, Consultant UNICEF(New Born)	DPM, JE, AE	
Consultant (Civil), Consultant CH, Consultant UNICEF(New Born)	DPM, JE, AE	
SE electrical, Consultant CH, Consultant UNICEF(New Born) and Consultant UNICEF(Child Health)	DPM, JE, AE, HA of DH and Medical College	
BME, Consultant CH, Consultant UNICEF(New Born)	DPM, JE, AE, DDSM	
Consultant CH and Consultant UNICEF	DPM/DCM/DME	BCM
Consultant CH and Consultant UNICEF	DPM/DCM/DME	BCM

National Health Mission, Assam

Responsible Officer of the activity		
At State HQ	At District level	At Block level
Consultant CH and Consultant UNICEF	DPM/DCM/DME	BCM
Consultant CH and Consultant UNICEF	DPM/DCM/DME, BPM/HA of Medical Colleges	BCM
Consultant CH and Consultant UNICEF	DPM/DCM/DME, BPM/HA of Medical Colleges	BCM
Consultant CH and Consultant UNICEF	DPM/DCM/DME, BPM/HA of Medical Colleges	BCM
Consultant CH and Consultant UNICEF	DPM/DCM/DME	BCM
Consultant CH and SPM	DPM/DCM and DDSM	BPM
Consultant CH and SPM	DPM/DCM and DDSM	BPM
Consultant CH and Child Health, Consultant UNICEF, data analyst -Child Health	DPM,DDM	
Consultant CH , SME and Consultant UNICEF	DPM, DCM and DME	BPM and BCM
Consultant CH and Consultant UNICEF	DQC and HA	
Consultant CH and Child Health, data analyst	DPM,DDM	
Consultant CH and Child Health, data analyst,SPM	DPM,DDSM, Data entry person from NBSUs	

National Health Mission, Assam

Responsible Officer of the activity		
At State HQ	At District level	At Block level
Consultant CH and Child Health, Consultant UNICEF, data analyst	DPM, SNCU data operators, DDM	
Consultant CH and Child Health, Consultant UNICEF, data analyst	DPM, SNCU data operators, DDM	
Consultant CH and Consultant UNICEF	DPM	
Consultant CH and Consultant UNICEF	DPM, DCM	BCM
Consultant CH and Consultant UNICEF		
Consultant CH and Consultant UNICEF	DPM, DCM, DME	BCM
Consultant CH and Consultant UNICEF	DPM, DCM, DME	BCM
Consultant CH and SPM	DPM, DCM, DDSM	
Consultant CH, BME and Consultant UNICEF	DPM, DDSM, DCM	BCM
Consultant CH, SPM and Consultant UNICEF	DPM, DDSM, DCM	BPM, BCM
Consultant CH and Consultant UNICEF	DPM, DCM, DME	BCM
Consultant CH and Consultant UNICEF	DPM, DCM, DME	BCM

National Health Mission, Assam

Responsible Officer of the activity		
At State HQ	At District level	At Block level
Consultant CH ,SME and Consultant UNICEF	DPM,DCM,DME	BCM
Consultant CH and Consultant UNICEF	DPM	BPM
Consultant CH , SPM and Consultant UNICEF	DPM,DDSM	BPM
Consultant CH and Consultant UNICEF		
Consultant CH and Consultant UNICEF	DPM,DCM,DME	BCM
Consultant CH Consultant UNICEF	DPM/DCM/DME, BPM/HA of Medical Colleges	BCM
Consultant CH, MIS manager Consultant UNICEF		
Consultant CH, Consultant UNICEF	DPM	BPM

National Health Mission, Assam

Responsible Officer of the activity		
At State HQ	At District level	At Block level
Consultant CH, Consultant UNICEF	DPM	BPM
Consultant CH, Consultant UNICEF	DPM	BPM
Consultant CH, Consultant UNICEF	DPM	BPM
Consultant CH, IEC,BCC, Consultant UNICEF	DPM,DME	BPM
Consultant CH, IEC,BCC, Consultant UNICEF	DPM,DME	BPM
Consultant CH and SPM	DPM,DDSM	BPM
Consultant CH,Consultant Unicef	DPM, DCM	BCM

National Health Mission, Assam

Responsible Officer of the activity		
At State HQ	At District level	At Block level
SEPIO	Addl.CM&HO(FW)	SDM&HO
	Addl.CM&HO(FW)	
SEPIO	Addl.CM&HO(FW)	SDM&HO
SEPIO	Addl.CM&HO(FW)	SDM&HO
SEPIO	Addl.CM&HO(FW)	SDM&HO

National Health Mission, Assam

Responsible Officer of the activity		
At State HQ	At District level	At Block level
SEPIO	Addl.CM&HO(FW)	SDM&HO
SEPIO		
SEPIO	Addl.CM&HO(FW)	SDM&HO
SEPIO		
SEPIO		

National Health Mission, Assam

Responsible Officer of the activity		
At State HQ	At District level	At Block level
SEPIO	Addl.CM&HO(FW)	SDM&HO
SEPIO	Addl.CM&HO(FW)	SDM&HO
SEPIO	Addl.CM&HO(FW)	SDM&HO
SEPIO	Addl.CM&HO(FW)	SDM&HO
SEPIO	Addl.CM&HO(FW)	SDM&HO
SEPIO	Addl.CM&HO(FW)	SDM&HO

National Health Mission, Assam

Responsible Officer of the activity		
At State HQ	At District level	At Block level
SEPIO	Addl.CM&HO(FW)	SDM&HO
SEPIO	Addl.CM&HO(FW)	SDM&HO
SEPIO	Addl.CM&HO(FW)	SDM&HO
	Addl.CM&HO(FW)	SDM&HO
SEPIO	Addl.CM&HO(FW)	SDM&HO
SEPIO		

National Health Mission, Assam

Responsible Officer of the activity		
At State HQ	At District level	At Block level
SEPIO	Addl.CM&HO(FW)	
SEPIO		SDM&HO
SEPIO		
SEPIO	Addl.CM&HO(FW)	SDM&HO
SEPIO	Addl.CM&HO(FW)	SDM&HO
0.00	0.00	0.00
SEPIO	Addl.CM&HO(FW)	SDM&HO
0.00	0.00	0.00

National Health Mission, Assam

Responsible Officer of the activity		
At State HQ	At District level	At Block level
SEPIO	Addl.CM&HO(FW)	SDM&HO
SEPIO		
SEPIO	Addl.CM&HO(FW)	
0.00	0.00	0.00
State Nodal Officer/ State Consultant,RKSK	District Coordinator (RKSK/RBSK)	Block Coordinator (RKSK/RBSK)
State Nodal Officer/ State Consultant,RKSK	District Coordinator (RKSK/RBSK)	Block Coordinator (RKSK/RBSK)
State Nodal Officer/ State Consultant,RKSK	District Coordinator (RKSK/RBSK)	Block Coordinator (RKSK/RBSK)
State Nodal Officer/ State Consultant,RKSK	District Coordinator (RKSK/RBSK)	Block Coordinator (RKSK/RBSK)
State Nodal Officer/ State Consultant,RKSK	District Coordinator (RKSK/RBSK)	Block Coordinator (RKSK/RBSK)

National Health Mission, Assam

Responsible Officer of the activity		
At State HQ	At District level	At Block level
State Nodal Officer/ State Consultant,RKSK	District Coordinator (RKSK/RBSK)	Block Coordinator (RKSK/RBSK)
State Nodal Officer/ State Consultant,RKSK	District Coordinator (RKSK/RBSK)	Block Coordinator (RKSK/RBSK)
State Nodal Officer/ State Consultant,RKSK		
State Nodal Officer/ State Consultant,RKSK	District Coordinator (RKSK/RBSK)	Block Coordinator (RKSK/RBSK)
State Nodal Officer/ State Consultant,RKSK		
State Nodal Officer/ State Consultant,RKSK	District Coordinator (RKSK/RBSK)	Block Coordinator (RKSK/RBSK)
State Nodal Officer/ State Consultant,RKSK	District Coordinator (RKSK/RBSK)	Block Coordinator (RKSK/RBSK)
State Nodal Officer/ State Consultant,RKSK		
State Nodal Officer/ State Consultant,RKSK	District Coordinator (RKSK/RBSK)	Block Coordinator (RKSK/RBSK)

National Health Mission, Assam

Responsible Officer of the activity		
At State HQ	At District level	At Block level
State Nodal Officer/ State Consultant,RKSK		
State Nodal Officer/ State Consultant,RKSK	District Coordinator (RKSK/RBSK)	Block Coordinator (RKSK/RBSK)
State Nodal Officer/ State Consultant,RKSK	District Coordinator (RKSK/RBSK)	Block Coordinator (RKSK/RBSK)
State Nodal Officer/ State Consultant,RKSK	District Coordinator (RKSK/RBSK)	Block Coordinator (RKSK/RBSK)
State Nodal Officer/ State Consultant,RKSK	District Coordinator (RKSK/RBSK)	Block Coordinator (RKSK/RBSK)
State Nodal Officer/ State Consultant,RKSK	District Coordinator (RKSK/RBSK)	Block Coordinator (RKSK/RBSK)
State Nodal Officer/ State Consultant,RKSK	District Coordinator (RKSK/RBSK)	Block Coordinator (RKSK/RBSK)
State Nodal Officer/ State Consultant,RKSK	District Coordinator (RKSK/RBSK)	Block Coordinator (RKSK/RBSK)
State Nodal Officer/ State Consultant,RKSK	District Coordinator (RKSK/RBSK)	Block Coordinator (RKSK/RBSK)

National Health Mission, Assam

Responsible Officer of the activity		
At State HQ	At District level	At Block level
State Nodal Officer/ State Consultant,RKSK	District Coordinator (RKSK/RBSK)	Block Coordinator (RKSK/RBSK)
State Nodal Officer/ State Consultant,RKSK	District Coordinator (RKSK/RBSK)	Block Coordinator (RKSK/RBSK)
State Nodal Officer/ State Consultant,RKSK	District Coordinator (RKSK/RBSK)	Block Coordinator (RKSK/RBSK)
State Nodal Officer/ State Consultant,RKSK	District Coordinator (RKSK/RBSK)	Block Coordinator (RKSK/RBSK)
State Nodal Officer/ State Consultant,RKSK	District Coordinator (RKSK/RBSK)	Block Coordinator (RKSK/RBSK)
State Nodal Officer/ State Consultant,RKSK		
State Nodal Officer/ State Consultant,RKSK		
State Nodal Officer/ State Consultant,RKSK		
State Nodal Officer/ State Consultant,RKSK		

National Health Mission, Assam

Responsible Officer of the activity		
At State HQ	At District level	At Block level
#DIV/0!	#DIV/0!	#DIV/0!
Con FP, Consultant FPLMIS, PE	DPM, DFPC, DCM	BPM,BCM
Con FP, Consultant FPLMIS, PE	DPM, DFPC, DCM	BPM,BCM
Con FP, Consultant FPLMIS, PE	DPM, DFPC, DCM	BPM,BCM
Con FP, Consultant FPLMIS, PE	DPM, DFPC, DCM	
Con FP, Consultant FPLMIS, PE	DPM, DFPC, DCM	
Con FP, Consultant FPLMIS, PE	DPM, DFPC, DCM	
Con FP, Consultant FPLMIS, PE		
Con FP, Consultant FPLMIS, PE		
Con FP, Consultant FPLMIS, PE		
Con FP, Consultant FPLMIS, PE		
Con FP, Consultant FPLMIS, PE		

National Health Mission, Assam

Responsible Officer of the activity		
At State HQ	At District level	At Block level
Con FP, Consultant FPLMIS, PE		
0.00	0.00	0.00
Con FP, PE	DPM, DFPC, DCM	BPM,BCM
Con FP, PE	DPM, DFPC, DCM	BPM,BCM
Con FP, PE	DPM, DFPC, DCM	
Con FP, Con FPLMIS, PE,BME		
Con FP, Con FPLMIS, PE,BME		
0.000	0.000	0.000
Con FP,Consultant FPLMIS, PE	DPM, DFPC, DCM	BPM,BCM
Con FP, PE	DPM, DFPC, DCM	BPM,BCM
Con FP, PE	DPM, DFPC, DCM	BPM,BCM
Con FP, PE	DPM, DFPC, DCM	BPM,BCM
Con FP, PE,SCM	DPM, DFPC, DCM	BPM,BCM

National Health Mission, Assam

Responsible Officer of the activity		
At State HQ	At District level	At Block level
Con FP, PE,SCM	DPM, DFPC, DCM	BPM,BCM
Con FP, Consultant FPLMIS, PE, BME		
Con FP, PE		
Con FP, PE		BPM,BCM
Con FP, PE		BPM,BCM
Con FP, Consultant FPLMIS, PE		
Con FP, PE		
Con FP, PE		
Con FP, Consultant FPLMIS, PE		
0.000	0.000	0.000
Con FP, PE	DPM, DFPC, DCM	BPM,BCM
Con FP, PE,SCM	DPM, DFPC, DCM	BPM,BCM
Con FP, PE		

National Health Mission, Assam

Responsible Officer of the activity		
At State HQ	At District level	At Block level
Con FP, PE	DPM, DFPC, DCM	BPM,BCM
Con FP, PE	DPM, DFPC, DCM	BPM,BCM
Con FP, Con FPLMIS, PE		
Con FP, Con FPLMIS, PE		
Con FP, Con FPLMIS, PE		
0.000	0.000	0.000
Con FP, PE,SCM	DPM, DFPC, DCM	BPM,BCM
Con FP, PE,SCM	DPM, DFPC, DCM	BPM,BCM
Con FP, PE,SCM	DPM, DFPC, DCM	BPM,BCM
Con FP, PE	DPM, DFPC, DCM	BPM,BCM
Con FP, PE	DPM, DFPC, DCM	BPM,BCM
IEC		
Con FP, PE, BME		
Con FP, Consultant FPLMIS, PE		
Con FP, PE	0.000	0.000

National Health Mission, Assam

Responsible Officer of the activity		
At State HQ	At District level	At Block level
Con FP, PE		
0.000	0.000	0.000
Con FPLMIS/CON FP	DPM, DFPC, DDSM	
Con FPLMIS/CON FP	DPM, DFPC, DDSM	
0.000	0.000	0.000
Con FP, PE	DPM, DFPC, DCM	BPM,BCM
Con FP, PE	DPM, DFPC, DCM	BPM,BCM
Con FP, PE	DPM, DFPC, DCM	BPM,BCM
Con FP, PE	DPM, DFPC, DCM	BPM,BCM
SME/Consultant FP	DME/DME In Charge	

National Health Mission, Assam

Responsible Officer of the activity		
At State HQ	At District level	At Block level
SME/Consultant FP	DME/DME In Charge	
0.000	0.000	0.000
Con FP, Consultant FPLMIS, PE	DPM, DFPC, DCM	BPM,BCM
Con FP, Consultant FPLMIS, PE	DPM, DFPC, DCM	BPM,BCM
Con FP, PE	DPM, DFPC, DCM	BPM,BCM
Con FP, PE	DPM, DFPC, DCM	BPM,BCM
Con FP, PE	DPM, DFPC, DCM	BPM,BCM
Con FP, Consultant FPLMIS, PE		
Con FP, Consultant FPLMIS, PE	DPM, DFPC, DCM	BPM,BCM

National Health Mission, Assam

Responsible Officer of the activity		
At State HQ	At District level	At Block level
Con FP, PE	DPM, DFPC, DCM	BPM,BCM
Con FP, PE		
Con FP, PE	DPM, DFPC, DCM	BPM,BCM
Con FP		
Con FP, Consultant FPLMIS, PE,	DFPC/DME/DME In Charge	BPM,BCM
Con FP, PE	DPM, DFPC, DCM	BPM,BCM
Con FP, Consultant FPLMIS PE	DPM, DFPC, DCM	BPM,BCM
Con FP, PE	DPM, DFPC, DCM	BPM,BCM
Con FP, Consultant FPLMIS, PE		
Con FP, Consultant FPLMIS, PE		
Con FP, Consultant FPLMIS, PE		
Con FP, PE	DPM, DFPC, DCM	BPM,BCM
Con FP, PE		

National Health Mission, Assam

Responsible Officer of the activity		
At State HQ	At District level	At Block level
Con FP, PE	DPM, DFPC, DCM	BPM,BCM
Con FP, PE	DPM, DFPC, DCM	BPM,BCM
Con FP, PE	DPM, DFPC, DCM	BPM,BCM
Con FP, PE	DPM, DFPC, DCM	BPM,BCM
Con FP, PE		
consultant Nutrition	DCM	BCM
consultant Nutrition	DCM	BCM
consultant Nutrition	DCM	BCM
consultant Nutrition		

National Health Mission, Assam

Responsible Officer of the activity		
At State HQ	At District level	At Block level
consultant Nutrition		
consultant Nutrition		
consultant Nutrition		
consultant Nutrition		
consultant Nutrition	DCM	BCM
consultant Nutrition		
consultant Nutrition	DCM	BCM
consultant Nutrition	DME	BPM
consultant Nutrition	DCM	BCM
consultant Nutrition		

National Health Mission, Assam

Responsible Officer of the activity		
At State HQ	At District level	At Block level
consultant Nutrition		
consultant Nutrition		
consultant Nutrition		
consultant Nutrition		
consultant Nutrition	DCM/Dietician	BCM/dietician
consultant Nutrition	DCM/Dietician	BCM/dietician
consultant Nutrition	DPM	BPM
consultant Nutrition		
consultant Nutrition	DCM and DCO	BCM

National Health Mission, Assam

Responsible Officer of the activity		
At State HQ	At District level	At Block level
consultant Nutrition	DCM	BCM
0.00	0.00	0.00
consultant Nutrition	DCM	BCM
consultant Nutrition	DME	BPM
0.00	0.00	0.00
consultant Nutrition	DCM/DME	BPM
consultant Nutrition	DME	BPM
consultant Nutrition	DCM	BCM
consultant Nutrition	DPM	BPM
0.00	0.00	0.00
consultant Nutrition	DCM	BCM
consultant Nutrition	DME	BME
consultant Nutrition	DME	BPM

National Health Mission, Assam

Responsible Officer of the activity		
At State HQ	At District level	At Block level
consultant Nutrition		
consultant Nutrition		
consultant Nutrition	DME	BPM
consultant Nutrition	0	0
0	0	0
consultant Nutrition	DME	BME
consultant Nutrition	DME	BME
SPO	DCM	BCM
SPO		
SPO	DME/ RBSK Dist. Coordinator	RBSK Block Coordinator
SPO	RBSK Dist. Coordinator	RBSK Block Coordinator

National Health Mission, Assam

Responsible Officer of the activity		
At State HQ	At District level	At Block level
State Surveillance Officer	District Surveillance Officer	SDM & HO /Block Programme Manager
State Surveillance Officer	District Surveillance Officer	SDM & HO /Block Programme Manager
State Surveillance Officer	District Surveillance Officer	SDM & HO /Block Programme Manager
State Surveillance Officer	District Surveillance Officer	SDM & HO /Block Programme Manager
State Surveillance Officer	District Surveillance Officer	SDM & HO /Block Programme Manager
State Surveillance Officer	District Surveillance Officer	SDM & HO /Block Programme Manager
State Surveillance Officer	District Surveillance Officer	SDM & HO /Block Programme Manager

National Health Mission, Assam

Responsible Officer of the activity		
At State HQ	At District level	At Block level
SPO	DMO & DVBDC	
SPO	DMO & DVBDC	
SPO	DMO & DVBDC	
SPO	DMO & DVBDC	
SPO	DMO & DVBDC	
SPO	DMO , ZMO	
SPO	DMO & DVBDC	

National Health Mission, Assam

Responsible Officer of the activity		
At State HQ	At District level	At Block level
SPO		
SPO		
SPO		
SPO		
SPO	DMO & DVBDC	
SPO	DMO & DVBDC	
SPO, SME	DMO / DVBDC/ DME	
SPO, SPM	DMO & DVBDC	
SPO	DMO & DVBDC	
SPO	DMO & DVBDC	
SPO	DMO & DVBDC	
SPO	DMO & DVBDC	
SPO	DMO, ZMO	

National Health Mission, Assam

Responsible Officer of the activity		
At State HQ	At District level	At Block level
SPO, SME	DMO & DVBDC & DME	
SPO	DMO & DVBDC	
SPO	DMO & DVBDC	
SPO	DMO & DVBDC	
SPO	DMO & DVBDC	
SPO	DMO & DVBDC	
SPO	DMO & DVBDC	
SPO	DMO & DVBDC	
SPO	DMO & DVBDC	

National Health Mission, Assam

Responsible Officer of the activity		
At State HQ	At District level	At Block level
SPO	DMO & DVBDC	
SPO	DMO & DVBDC	
SPO	DMO & DVBDC	
SPO	DMO & DVBDC	
SPO	DMO & DVBDC	
SPO	DMO & DVBDC	
SPO	DMO & DVBDC	
SPO	DMO & DVBDC	
SPO, SME	DMO & DVBDC & DME	

National Health Mission, Assam

Responsible Officer of the activity		
At State HQ	At District level	At Block level
SPO	DMO & DVBDC	
SPO	DMO & DVBDC	
SPO	DMO & DVBDC	
SPO	DMO & DVBDC	
SPO	DMO & DVBDC	
SPO	DMO & DVBDC	
SPO/SLC	ZLO/DNO/DLO/DCM	MO, BPHC/BCM/NMA
SPO/SLC/SCM	ZLO/DNO/DLO/DCM	MO, BPHC/BCM/NMA

National Health Mission, Assam

Responsible Officer of the activity		
At State HQ	At District level	At Block level
SPO/SLC/SCM	ZLO/DNO/DLO/DCM	MO, BPHC/BCM/NMA
SPO/SLC/SCM	ZLO/DNO/DLO/DCM	MO, BPHC/BCM/NMA
SPO/SLC/SCM	ZLO/DNO/DLO/DCM	MO, BPHC/BCM/NMA
SPO/SLC/SCM	ZLO/DNO/DLO/DCM	MO, BPHC/BCM/NMA
SPO/SLC	ZLO/DNO/DLO	MO/NMA
SPO/SLC/SCM	ZLO/DNO/DLO/DCM	MO, BPHC/BCM/NMA
SPO/SLC	ZLO/DNO/DLO	
SPO/SLC	ZLO/DNO/DLO	Physiotherapist
SPO/SLC	ZLO/DNO/DLO	Physiotherapist
SPO/SLC	ZLO/DNO/DLO	Physiotherapist
SPO/SLC	ZLO/DNO/DLO	

National Health Mission, Assam

Responsible Officer of the activity		
At State HQ	At District level	At Block level
SPO/SLC	ZLO/DNO/DLO	
SPO/SLC	ZLO/DNO/DLO	
SPO/SLC	DNO/DLO	
SPO/SLC	ZLO/DNO/DLO	
SPO/SLC	ZLO/DNO/DLO	
SPO/SLC	ZLO/DNO/DLO	
SPO/SLC	ZLO/DNO/DLO	
SPO/SLC	ZLO/DNO/DLO	
SPO/SLC	ZLO/DNO/DLO	
SPO/SLC	ZLO/DNO/DLO	MO, BPHC/BCM/NMA

National Health Mission, Assam

Responsible Officer of the activity		
At State HQ	At District level	At Block level
	DTO, Accountant/STS	STS, STLS
	DTO,PPM/STS	MOTC/STS/STLS/LT
State TB HIV Coordinator/State ACSM Officer	DTO/PMDTC/ PPMC	MOTC/STS
State TB officer/ TO, P & L/AO		
State TB officer/ Pharmacist		
STO/MO	DTO	
	DTO/Acctt.	
	DTO/Store keeper	
	DTO/MOTC/Store Keeper	MOTC/Store Keeper
	DTO/MOTC/Store Keeper/STLS	MOTC/STLS/LT
STO	DTO	
SPO/IRL Microbiologist	DTO/STLS/LT	MOTC/STLS/LT
SPO	DTO/MOTC	STS/STLS

National Health Mission, Assam

Responsible Officer of the activity		
At State HQ	At District level	At Block level
STO/SDS, Store keeper		
STO/Microbiologist, IRL	DTO/MOTC/STLS	MOTC/STLS
SPO/MO/ACSM		
SPO/MO/ACSM		
	DTO/PMDT/PPM	MO
	DTO/PMDT/PPM	MO
	DTO/PMDT/PPM/MO	MO
STO/AO		
STO/MO/AO		
SPO/Chairman STF	DTO/MOTC/MO	
	DTO/MOTC/MO	
STO/TO(L)		
STO/TO(L)		
STO/STF Chairperson	DTO/MO Medical College	

National Health Mission, Assam

Responsible Officer of the activity		
At State HQ	At District level	At Block level
STO/MO/AO	DTO/MO/Accountant	
STO/MO	DTO	
STO/MO	DTO	
SPO/STF Chairperson.	DTO/MO Medical College	
STO/MO/ACSM/AO	DTO/MOTC/Accountant	STS/STLS
STO/MO/ACSM/AO	DTO/MOTC/Accountant	STS/STLS
STO/MO/ACSM/AO	DTO/Acctt.	STS/STLS
0	0	0
SPO	DTO/STS/DEO/Acctt.	MO/STS/STLS
	DTO/STS/DEO/Acctt.	MO/STS/STLS

National Health Mission, Assam

Responsible Officer of the activity		
At State HQ	At District level	At Block level
	DTO/STS/PMDT/PPM	STS/STLS/LT
0	0	0
SPO/APO/ACSM Officer	DTO/STS/PPM/Acctt.	MO/STS/STLS
SPO	DTO/STS/PPM/Acctt.	MO/STS/STLS
SPO / ACSM officer	DTO/PPM/Acctt.	
STO/ACSM	DTO/STS/PPM/Acctt.	
STO/ACSM	DTO/STS/PPM/Acctt.	MO/STS/STLS
STO/ACSM	DTO/STS/PPM/Acctt.	MO/STS/STLS

National Health Mission, Assam

Responsible Officer of the activity		
At State HQ	At District level	At Block level
0	0	0
STO/MO/Consultant	DTO/STLS/PPM/LT	MO/STS/STLS
STO/MO/Consultant		
STO/MO/Consultant/TO(Proc.)		
	DTO/STSL/PMDT/PPM	
	DTO/STSL/PMDT/PPM	
	DTO/STSL/PMDT/PPM/Accountant	
STO/MO/Consultant	DTO/STSL/PMDT/PPM	MOTC

National Health Mission, Assam

Responsible Officer of the activity		
At State HQ	At District level	At Block level
0	0	0
	DTO, Accountant/PMDT	MOTC/STS/STLS
	DTO, Accountant/PMDT	MOTC/STS/STLS
	DTO, Accountant/PMDT	
	DTO/MO/PMDT/PPM	
	DTO/MO/PMDT/PPM	
STO/IRL Microbiologist/Consultant/AO		
STO/MICROBIOLOGIST/Consultant.		

National Health Mission, Assam

Responsible Officer of the activity		
At State HQ	At District level	At Block level
	DTO/MOTC/MO	
STO/MICROBIOLOGIST/Consultant.		
STO/MICROBIOLOGIST/Consultant.		
STO/MICROBIOLOGIST/Consultant.		
STO/MICROBIOLOGIST/Consultant.		
STO/SDS Pharmacist		
STO/MICROBIOLOGIST/Consultant.		
	DTO/PPM/Acctt.	
STO/MICROBIOLOGIST/Consultant.		
STO/MICROBIOLOGIST/Consultant.		

National Health Mission, Assam

Responsible Officer of the activity		
At State HQ	At District level	At Block level
STO/ACSM	DTO & PPM Coordinator	
STO/ACSM	DTO & PPM Coordinator	
0	DTO/STS/PMDT/PPM/ Accountant	STS/STLS
	DTO/STS/PMDT/PPM/ Accountant	STS/STLS
	DTO/STS/PMDT/PPM/ Accountant	MOTC/STS/STLS
	DTO/STS/MOTC/PMDT/PPM/ Accountant	MOTC/STS/STLS

National Health Mission, Assam

Responsible Officer of the activity		
At State HQ	At District level	At Block level
0	0	0
SPO	jt Dir/DSO	
SPO	jt Dir/DSO	
SPO	jt Dir/DSO	
	jt Dir/DSO	
SPO	jt Dir/DSO	
SPO	jt Dir/DSO	
SPO	jt Dir/DSO	
SPO	jt Dir/DSO	
0	0	0

National Health Mission, Assam

Responsible Officer of the activity		
At State HQ	At District level	At Block level
SPO	jt Dir/DSO	
	jt Dir/DSO	
SPO	jt Dir/DSO	
SPO	jt Dir/DSO	
SPO	jt Dir/DSO	
SPO	jt Dir/DSO	
SPO		
0	0	0
SPO	jt Dir/DSO	
SPO	jt Dir/DSO	
SPO	jt Dir/DSO	
SPO	jt Dir/DSO	

National Health Mission, Assam

Responsible Officer of the activity		
At State HQ	At District level	At Block level
SNO/State Consultant	Jt.DHS/DNO/DPM/DAM	Block i/c, BPM/BAM
SNO/State Consultant	Jt.DHS/DNO/DPM/DAM	Block i/c, BPM/BAM
SNO/State Consultant	Jt.DHS/DNO/DPM/DAM	Block i/c, BPM/BAM
SNO/State Consultant	Jt.DHS/DNO/DPM/DAM	Block i/c, BPM/BAM

National Health Mission, Assam

Responsible Officer of the activity		
At State HQ	At District level	At Block level
SNO / State Consultant NPPCL Assam	Jt.DHS/DNO/DPM/DAM	

National Health Mission, Assam

Responsible Officer of the activity		
At State HQ	At District level	At Block level
SNO / State Consultant NPPCL Assam	Jt.DHS/DNO/District Microbiologist/DPM/DAM	
SNO / State Consultant NPPCL Assam	Jt.DHS/DNO/DPM/DAM	
SNO / State Consultant NPPCL Assam	Jt.DHS/DNO/DPM/DAM	
SNO / State Consultant NPPCL Assam	Jt.DHS/DNO/DPM/DAM	
SNO / State Consultant NPPCL Assam	Jt.DHS/DNO/DPM/DAM	0

National Health Mission, Assam

Responsible Officer of the activity		
At State HQ	At District level	At Block level
SNO / State Consultant NPPCL Assam	Jt.DHS/DNO/DPM/DAM	
SPO, NPCB, Procurement Expert, NHM, BME, NHM	Jt. DHS (Dist.)/DPO, NPCB (District Level)	
SPO, NPCB & VI	Jt. DHS (Dist.)/DPO, NPCB (District Level)	
SPO, NPCB & VI	Jt. DHS (Dist.)/DPO, NPCB (District Level)	
SPO, NPCB & VI	Jt. DHS (Dist.)/DPO, NPCB (District Level)	
SPO, NPCB & VI	Jt. DHS (Dist.)/DPO, NPCB (District Level)	
SPO, NPCB & VI	Jt. DHS (Dist.)/DPO, NPCB (District Level)	
SPO, NPCB & VI	Jt. DHS (Dist.)/DPO, NPCB (District Level)	
NOT APPROVED		
SPO, NPCB & VI	Jt. DHS (Dist.)/DPO, NPCB (District Level)	

National Health Mission, Assam

Responsible Officer of the activity		
At State HQ	At District level	At Block level
SPO, NPCB, Procurement Expert, NHM, BME, NHM	DPO, NPCB	
SPO, NPCB, Procurement Expert, NHM, BME, NHM	DPO, NPCB	
SPO, NPCB, Procurement Expert, NHM, BME, NHM	N/A	
SPO, NPCB / SME, NHM, Assam	N/A	
SPO, NPCB & VI	DPO, NPCB & VI	
State Programme Officer	District Programme Officer	
State Programme Officer	District Programme Officer	
State Programme Officer		
State Programme Officer	District Programme Officer	
State Programme Officer	District Programme Officer	
State Programme Officer	District Programme Officer	

National Health Mission, Assam

Responsible Officer of the activity		
At State HQ	At District level	At Block level
State Programme Officer	District Programme Officer	
State Programme Officer		
State Programme Officer	District Programme Officer	
State Programme Officer		
State Programme Officer	District Programme Officer	
State Programme Officer		
State Programme Officer		
Consultatnt /SPO/ FLC	Spdt. / DPC / FLC	NA

National Health Mission, Assam

Responsible Officer of the activity		
At State HQ	At District level	At Block level
Consultant /SPO/ FLC	NA	NA
Consultant /SPO/ FLC	NA	NA
		SDM&HO/ BDM
SNO/Consultant	DNO	SDM&HO/ BDM
SNO/Consultant	DNO	SDM&HO/ BDM
SNO/Consultant	DNO	SDM&HO/ BDM

National Health Mission, Assam

Responsible Officer of the activity		
At State HQ	At District level	At Block level
SNO/Consultant	DNO	SDM&HO/ BDM
SNO/Consultant	DNO	SDM&HO/ BDM
SNO/Consultant	DNO	SDM&HO/ BDM
SNO/Consultant	DNO	SDM&HO/ BDM
SNO/Consultant	DNO	SDM&HO/ BDM
SNO/Consultant	DNO	SDM&HO/ BDM
SNO/Consultant	DNO	SDM&HO/ BDM
SNO/Consultant	DNO	SDM&HO/ BDM

National Health Mission, Assam

Responsible Officer of the activity		
At State HQ	At District level	At Block level
SNO/Consultant	DNO	SDM&HO/ BDM
SNO/Consultant	DNO	SDM&HO/ BDM
SNO/Consultant	DNO	SDM&HO/ BDM
SPO / FLC	Supdt. DH	NA
SPO / FLC	NA	NA
SPO / FLC	NA	NA
SPO / FLC	DNO / DPO / DPC / FLC	NA
SPO / FLC	NA	NA
SPO / FLC	NA	NA

National Health Mission, Assam

Responsible Officer of the activity		
At State HQ	At District level	At Block level
SPO / FLC	NA	NA
NA	NA	NA
SPO / FLC	NA	NA
SPO / FLC	NA	NA
SPO / FLC	NA	NA
SPO / FLC	NA	NA
SPO / FLC	NA	NA
SPO / FLC	NA	NA
SPO / FLC	NA	NA
NA	NA	NA
NA	NA	NA

National Health Mission, Assam

Responsible Officer of the activity		
At State HQ	At District level	At Block level
SPO / FLC	DPO / DPC / FLC	NA
SPO / FLC	DPO / DPC / FLC	NA
SPO / FLC	DPO / DPC / FLC	NA
SPO / FLC	DPO / DPC / FLC	NA
SPO / FLC	DPO / DPC / FLC	NA
NA	NA	NA
SPO / FLC	NA	NA
NA	NA	NA
SPO / FLC	NA	NA
SPO / FLC	NA	NA
SPO / FLC	NA	NA
NA	NA	NA

National Health Mission, Assam

Responsible Officer of the activity		
At State HQ	At District level	At Block level
SPO NCD / DSM SHQ / Proc. Expaert	NA	NA
SPO NCD / SME	NA	NA
SPO NCD / FLC NCD	NA	NA

National Health Mission, Assam

Responsible Officer of the activity		
At State HQ	At District level	At Block level
SNO/ State Consultant	DNO	BM&HO/BPM
SNO/ State Consultant	DNO	BM&HO/BPM
SNO/ State Consultant	DNO	BM&HO/BPM
SNO/ State Consultant	DNO	BM&HO/BPM

National Health Mission, Assam

Responsible Officer of the activity		
At State HQ	At District level	At Block level
SNO/ State Consultant	DNO	BM&HO/BPM
SNO/ State Consultant	DNO	BM&HO/BPM
SNO/ State Consultant	DNO	BM&HO/BPM
SNO/ State Consultant	DNO	BM&HO/BPM

National Health Mission, Assam

Responsible Officer of the activity		
At State HQ	At District level	At Block level
SNO/ State Consultant	DNO	BM&HO/BPM
SNO/ State Consultant	DNO	BM&HO/BPM
SQC	DQC	BM&HO/BPM
SQC	DQC	BM&HO/BPM
SNO/ State Consultant	DNO	BM&HO/BPM

National Health Mission, Assam

Responsible Officer of the activity		
At State HQ	At District level	At Block level
SNO/ State Consultant	DNO	BM&HO/BPM
SNO/ State Consultant	DNO	BM&HO/BPM
SNO/ State Consultant	DNO	BM&HO/BPM
SNO/ State Consultant	DNO	BM&HO/BPM
SNO	DNO	BM&HO/BPM
SNO	DNO	BM&HO/BPM

National Health Mission, Assam

Responsible Officer of the activity		
At State HQ	At District level	At Block level
SNO	DNO	BM&HO/BPM
SNO	DNO	BM&HO/BPM
SNO/ State Consultant	DNO	BM&HO/BPM
SNO/ State Consultant	DNO	BM&HO/BPM
SNO/ State Consultant	DNO	BM&HO/BPM
SNO/ State Consultant	DNO	BM&HO/BPM

National Health Mission, Assam

Responsible Officer of the activity		
At State HQ	At District level	At Block level
SNO/ State Consultant	DNO	BM&HO/BPM
SNO/ State Consultant	DNO	BM&HO/BPM
SNO/ State Consultant	DNO	BM&HO/BPM
State Programme Officer	District Nodal Officer	
State Programme Officer	District Nodal Officer	

National Health Mission, Assam

Responsible Officer of the activity		
At State HQ	At District level	At Block level
State Programme Officer	District Nodal Officer	
State Programme Officer	District Nodal Officer	
State Programme Officer	District Nodal Officer	
State Programme Officer	District Nodal Officer	
State Programme Officer	District Nodal Officer	
SPO NCD / DSM SHQ	NA	NA
SPO NCD	NA	NA

National Health Mission, Assam

Responsible Officer of the activity		
At State HQ	At District level	At Block level
SNO	DNO	
SNO	DNO	
SNO	DNO	
SNO	DNO	
SNO	DNO	
SNO, NPPCD, Procurement Expert, NHM, BME, NHM		
SNO, NPPCD, Procurement Expert, NHM, BME, NHM		

National Health Mission, Assam

Responsible Officer of the activity		
At State HQ	At District level	At Block level
SNO, NPPCD, Procurement Expert, NHM, BME, NHM		
SNO, NPPCD	DNO, NPPCD	
SNO, NPPCD		
SNO, NPPCD, SME, NHM	DNO, NPPCD	

National Health Mission, Assam

Responsible Officer of the activity		
At State HQ	At District level	At Block level
SPO, NCD/ Consultant, NUHM	DUHC/ DPO/DPC	
Consultant. NUHM		
Consultant, NMHP/ Consultant, NUHM	DUHC/ DPO/DPC	

National Health Mission, Assam

Responsible Officer of the activity		
At State HQ	At District level	At Block level
SPM, NHM Consultant, NUHM		
SCM/ Consultant, NUHM	DUHC/DCM	
SCM/ Consultant, NUHM	DUHC/DCM	
SCM/ Consultant, NUHM	DUHC/DCM	
SCM/ Consultant, NUHM	DUHC/DCM	

National Health Mission, Assam

Responsible Officer of the activity		
At State HQ	At District level	At Block level
Consultant, NUHM/ AM, NUHM	DUHC/DAM	
Consultant, NUHM	DUHC	
Consultant, NUHM	DUHC	
SCM/ Consultant, NUHM	DUHC/DCM	

National Health Mission, Assam

Responsible Officer of the activity		
At State HQ	At District level	At Block level
Consultant, NUHM	DUHC	
AE/JE, SHQ	AE/JE, DHQ	

National Health Mission, Assam

Responsible Officer of the activity		
At State HQ	At District level	At Block level
AM, NUHM	DAM/ Accountant cum Sect Staff	
Consultant, QA		
Consultant, QA		
Consultant, QA	DUHC/District Quality Consultant/ HA	
Consultant, QA	DUHC/District Quality Consultant/ HA	
Consultant, QA		

National Health Mission, Assam

Responsible Officer of the activity		
At State HQ	At District level	At Block level
Consultant HRD/ AM, NUHM	DUHC/DAM	
Consultant HRD/ AM, NUHM	DUHC/DAM	
Consultant HRD/ AM, NUHM	DUHC/DAM	
AM,NUHM		
AM,NUHM	DUHC/DAM	
AM,NUHM		
AM,NUHM	DUHC/DAM	

National Health Mission, Assam

Responsible Officer of the activity		
At State HQ	At District level	At Block level
Consultant(P)/ Finance Manger	DUHC/DAM	
Consultant(P)/ Finance Manger	DUHC/DAM	
Consultant(P)/ Finance Manger	DUHC/DAM	
AM,NUHM	DUHC/DAM	

National Health Mission, Assam

Responsible Officer of the activity		
At State HQ	At District level	At Block level

National Health Mission, Assam

Responsible Officer of the activity		
At State HQ	At District level	At Block level

National Health Mission, Assam

Responsible Officer of the activity		
At State HQ	At District level	At Block level

National Health Mission, Assam

Responsible Officer of the activity		
At State HQ	At District level	At Block level

National Health Mission, Assam

Responsible Officer of the activity		
At State HQ	At District level	At Block level

National Health Mission, Assam

Responsible Officer of the activity		
At State HQ	At District level	At Block level

National Health Mission, Assam

Fund allocated for State HQ Activities						
2024-25				2025-26		
Fresh approval				Fresh approval		
Measure of quantity/ Target	Quantity/ Target	Avr. Unit Cost (In lakh)	Fin. Allocation (Rs. in lakh)	Quantity/ Target	Avr. Unit Cost (In lakh)	Fin. Allocation (Rs. in lakh)
	0	0	0.00	0	0	0.00
No. of VHSND session	0	0	0.00	0	0	0.00
			0.00			0.00
	954713		241.02	968655	0	244.96
No of cards	829208	0.00024	199.01	836875	0.00024	200.85
No of register	15505	0.002	31.01	16280	0.002	32.56
No of format	110000	0.0001	11.00	115500	0.0001	11.55
	90090	99.01	1340.92	100138	247.49	1750.52
No of Home Deliveries	648	0.005	3.24	648	0.005	3.24
No of Istitutional Deliveires (Rural)	86076	0.014	1205.06	96076	0.014	1345.06

National Health Mission, Assam

Fund allocated for State HQ Activities						
2024-25				2025-26		
Fresh approval				Fresh approval		
Measure of quantity/ Target	Quantity/ Target	Avr. Unit Cost (In lakh)	Fin. Allocation (Rs. in lakh)	Quantity/ Target	Avr. Unit Cost (In lakh)	Fin. Allocation (Rs. in lakh)
No of Istitutional Deliveires (Urban)	3364	0.01	33.64	3364	0.01	33.64
No of districts			0.00	16	1.25	20.00
No of districts	1	45.56	45.56	33	3.199	105.57
No of districts	1	53.42	53.42	1	243.01	243.01
	4	2639.67	2639.67	8636	4727.74	4783.85
No of activities	1	146.55	146.55	1	2208.05	2208.05
No of activity	1	53.21	53.21	8633	0.0065	56.11
No of activity	1	1197.47	1197.465	1	1249.66	1249.66
No of activity	1	1242.44	1242.44	1	1270.025	1270.03

National Health Mission, Assam

Fund allocated for State HQ Activities						
2024-25				2025-26		
Fresh approval				Fresh approval		
Measure of quantity/ Target	Quantity/ Target	Avr. Unit Cost (In lakh)	Fin. Allocation (Rs. in lakh)	Quantity/ Target	Avr. Unit Cost (In lakh)	Fin. Allocation (Rs. in lakh)
	89868	0.01	629.08	104922	0.01	734.454
No of Institutional Deliveries	89868	0.007	629.08	104922	0.007	734.45
	1	28.77	28.77	1	32.04	32.04
No of districts	1	28.77	28.77	1	32.04	32.04
	374		153.00	450		229.00
			0.00			0.00
No of districts	34	0	0.00	34	0	0.00
No of blocks	153	0	0.00	153	0	0.00
No of districts	34	0	0.00	34	0	0.00
No of blocks	153	1	153.00	229	1	229.00
0	7	2.95	15.22	2	190.25	190.25
No of regional institute	1	0.50	0.50	1	0.00	0.00

National Health Mission, Assam

Fund allocated for State HQ Activities						
2024-25				2025-26		
Fresh approval				Fresh approval		
Measure of quantity/ Target	Quantity/ Target	Avr. Unit Cost (In lakh)	Fin. Allocation (Rs. in lakh)	Quantity/ Target	Avr. Unit Cost (In lakh)	Fin. Allocation (Rs. in lakh)
No of ME	6	2.4525	14.72	0	0	0.00
No of NPM	0	0	0.00	1	190.25	190.25
	5		20.74	5		20.74
no of activity	1	4.766	4.77	1	4.766	4.77
no of activity	1	1.55	1.55	1	1.55	1.55
no of activity	1	3	3.00	1	3	3.00
no of meetings	2	5.71	11.42	2	5.71	11.42
	33807		62.50	36047		63.33
0	0	0.0000	0.00	0	0.0000	0.00
No of kits	1751	0.02	35.02	1855	0.02	37.10
No of pack	32048	0.00035	11.22	34185	0.00035	11.96
0	0	0	0.00	0	0	0.00
No of batch	1	2.72	2.72	0	0	0.00
0	0	0	0.00	0	0	0.00
0	0	0	0.00	0	0	0.00

National Health Mission, Assam

Fund allocated for State HQ Activities						
2024-25				2025-26		
Fresh approval				Fresh approval		
Measure of quantity/ Target	Quantity/ Target	Avr. Unit Cost (In lakh)	Fin. Allocation (Rs. in lakh)	Quantity/ Target	Avr. Unit Cost (In lakh)	Fin. Allocation (Rs. in lakh)
No of meeting	1	2.72	2.72	1	2.72	2.72
0	0	0	0.00	0	0	0.00
0	0	0	0.00	0	0	0.00
type of format	6	1.80425	10.83	6	1.92405	11.54
0	0	0	0.00	0	0	0.00
0	0	0	0.00	0	0	0.00
0	0	0	0.00	0	0	0.00
0	0	0	0.00	0	0	0.00
0	0	0	0.00	0	0	0.00
0	0	0.00	0.00	0	0.00	0.00
0	2	600.00	600.00	2	1600.00	1600.00
No of facility	1	500	500.00	1	1000	1000.00
No of facility	1	100	100.00	1	600	600.00

National Health Mission, Assam

Fund allocated for State HQ Activities						
2024-25				2025-26		
Fresh approval				Fresh approval		
Measure of quantity/ Target	Quantity/ Target	Avr. Unit Cost (In lakh)	Fin. Allocation (Rs. in lakh)	Quantity/ Target	Avr. Unit Cost (In lakh)	Fin. Allocation (Rs. in lakh)
0	71	0.50	35.50	0	0.00	0.00
No of facility	71	0.5	35.50	0	0.00	0.00
0	0	0.00	0.00	0	0.00	0.00
			0.00			0.00
0	2	44.44	88.87	2	46.65	93.30
Type of printing	2	44.435	88.87	2	46.65	93.30
0	0	0	0.00	0	0	0.00
	2		65.74	2		65.74
No of activity	1	36.00	36.00	1	36.00	36.00
No of activity	1	29.74	29.74	1	29.74	29.74
	589		14.14	589		14.14
Nos (Kept at State HQ for buffer)	589	0.024	14.14	589	0.024	14.14
			0.00			0.00

National Health Mission, Assam

Fund allocated for State HQ Activities						
2024-25				2025-26		
Fresh approval				Fresh approval		
Measure of quantity/ Target	Quantity/ Target	Avr. Unit Cost (In lakh)	Fin. Allocation (Rs. in lakh)	Quantity/ Target	Avr. Unit Cost (In lakh)	Fin. Allocation (Rs. in lakh)
	20835		1885.57	40126		2005.70
no of claims	0	0	0.00	14273	0.0015	21.41
no of activity	1	420.159	420.16	1	441.156	441.16
no of claims	12766	0.001	12.77	17689	0.001	17.69
			0.00			0.00
no of item	1	925.09	925.09	1	971.94	971.94
			0.00			0.00
			0.00			0.00
			0.00			0.00
			0.00			0.00
			0.00			0.00
			0.00			0.00
			0.00			0.00
No of kit	620	0.03	18.60	620	0.03	18.60
			0.00			0.00
no of avtivities	0	0	0.00	1	6.189	6.19

National Health Mission, Assam

Fund allocated for State HQ Activities						
2024-25				2025-26		
Fresh approval				Fresh approval		
Measure of quantity/ Target	Quantity/ Target	Avr. Unit Cost (In lakh)	Fin. Allocation (Rs. in lakh)	Quantity/ Target	Avr. Unit Cost (In lakh)	Fin. Allocation (Rs. in lakh)
No of batch	1	1.75	1.75	0	0	0.00
0	0	0	0.00	0	0	0.00
0	0	0	0.00	0	0	0.00
0	0	0	0.00	0	0	0.00
0	0	0	0.00	0	0	0.00
0	0	0	0.00	0	0	0.00
0	0	0	0.00	0	0	0.00
No of batch	1	11.624	11.62	1	40.07	40.07
			0.00			0.00
			0.00			0.00
			0.00			0.00
			0.00			0.00
no of activity			446.49			399.72
no of cases	7443	0.0025	18.61	7539	0.0025	18.85

National Health Mission, Assam

Fund allocated for State HQ Activities						
2024-25				2025-26		
Fresh approval				Fresh approval		
Measure of quantity/ Target	Quantity/ Target	Avr. Unit Cost (In lakh)	Fin. Allocation (Rs. in lakh)	Quantity/ Target	Avr. Unit Cost (In lakh)	Fin. Allocation (Rs. in lakh)
No of activity	1	28.032	28.03	1	70.08	70.08
No of batch	1	2.45	2.45	0	0	0.00
	6004		1418.44	24407		2737.60
	0	0	0.00	800	0.011	8.80
no of camps	1	65.074	65.07	1	65.074	65.07
no of units	1	3.66	3.66	1	3.66	3.66
no of units	1	10.526	10.53	1	10.526	10.53
			0.00			0.00
			0.00			0.00
No of wheel	6000	0.0015	9.00	6000	0.0015	9.00
No of PW	1	1330.18	1330.18	17604	0.15	2640.54
			9239.16			14565.61

National Health Mission, Assam

Fund allocated for State HQ Activities						
2024-25				2025-26		
Fresh approval				Fresh approval		
Measure of quantity/ Target	Quantity/ Target	Avr. Unit Cost (In lakh)	Fin. Allocation (Rs. in lakh)	Quantity/ Target	Avr. Unit Cost (In lakh)	Fin. Allocation (Rs. in lakh)
Clinics	1000	0.00375	3.75	1000	0.00375	3.75
Lumpsum	1	2.7	2.7	1	2.7	2.7
Batch	2	2.65	5.3	2	2.65	5.3
Lumpsum	1	4.96	4.96	1	4.96	4.96
Number	1	5	5	1	5	5
Lumpsum	1	5	5	1	5	5
	1006		26.71	1006		26.71
	8192862		166.07	8193055		157.70
0	0	0	0	0	0	0
0	0	0	0	0	0	0
0	0	0	0	0	0	0
1	1	861000	8.61	0	0	0

National Health Mission, Assam

Fund allocated for State HQ Activities						
2024-25				2025-26		
Fresh approval				Fresh approval		
Measure of quantity/ Target	Quantity/ Target	Avr. Unit Cost (In lakh)	Fin. Allocation (Rs. in lakh)	Quantity/ Target	Avr. Unit Cost (In lakh)	Fin. Allocation (Rs. in lakh)
0	0	0	0	0	0	0
8192857	8192857	1.87	153.46	8193051	1.88	153.70
4	4	100000	4.00	4	100000	4.00
	115548		364.980	79217		609.230
79212	79212	2.44	1.930	79212	2.44	1.93
0	0	0	0	0	0	0
0	0	0	0	0	0	0
4	4	6242928	249.72	2	6242928	124.86
0	0	0	0	2	2772000	55.44
0	0	0	0	0	0	0
36331	36331	100	36.330	0	0	0

National Health Mission, Assam

Fund allocated for State HQ Activities						
2024-25				2025-26		
Fresh approval				Fresh approval		
Measure of quantity/ Target	Quantity/ Target	Avr. Unit Cost (In lakh)	Fin. Allocation (Rs. in lakh)	Quantity/ Target	Avr. Unit Cost (In lakh)	Fin. Allocation (Rs. in lakh)
0	0	0	0	0	0	0
1	1	7700000	77.00	1	42700000	427.00
0	0	0	0	0	0	0
	8308410		531.05	8272272		766.93
	8.000	717.837	717.837	7.000	552.074	552.074
Nos	1	139.10332	139.103	1	141.997	141.997
Nos						
Nos	1	142.56	142.560	1	143.45	143.450
Nos	1	82.52	82.520	1	99.39	99.390
Nos	1	46.95	46.950	1	51.71	51.710

National Health Mission, Assam

Fund allocated for State HQ Activities						
2024-25				2025-26		
Fresh approval				Fresh approval		
Measure of quantity/ Target	Quantity/ Target	Avr. Unit Cost (In lakh)	Fin. Allocation (Rs. in lakh)	Quantity/ Target	Avr. Unit Cost (In lakh)	Fin. Allocation (Rs. in lakh)
Nos	1	68	68.000			
Nos	1	66.59	66.590	1	23.87	23.870
Nos						
Nos	0	0	0.000		0	0.000
Nos	1	112.923	112.923	1	33.987	33.987
Nos	1	59.19	59.190	1	57.67	57.670
	25	944.094	946.394	22	754.798	754.798
Nos	1	67.502	67.502	1	66.5	66.500
Nos	1	25.57	25.570	1	36.65	36.650
Nos	1	3.1	3.100	1	3.1	3.100
Nos	1	1.8	1.800	1	0.9	0.900
Nos	1	1.5	1.500	1	1.5	1.500

National Health Mission, Assam

Fund allocated for State HQ Activities						
2024-25				2025-26		
Fresh approval				Fresh approval		
Measure of quantity/ Target	Quantity/ Target	Avr. Unit Cost (In lakh)	Fin. Allocation (Rs. in lakh)	Quantity/ Target	Avr. Unit Cost (In lakh)	Fin. Allocation (Rs. in lakh)
Nos	1	121.21	121.210			0.000
			0.000			0.000
Nos	1	334.2	334.200	1	367	367.000
Nos	1	50.00	50.000	1	50.00	50.000
Nos	1	229.55	229.550	1	138.95	138.950
			0.000			0.000
			0.000			0.000
			0.000			0.000
Nos of Batches	1	2.516	2.516	1	1.924	1.924
Nos of Batches	1	1.30	1.300	1	1.078	1.078

National Health Mission, Assam

Fund allocated for State HQ Activities						
2024-25				2025-26		
Fresh approval				Fresh approval		
Measure of quantity/ Target	Quantity/ Target	Avr. Unit Cost (In lakh)	Fin. Allocation (Rs. in lakh)	Quantity/ Target	Avr. Unit Cost (In lakh)	Fin. Allocation (Rs. in lakh)
Nos of Batches	1	1.972	1.972	1	0.982	0.982
Nos of Batches	1	7.308	7.308	1	0.718	0.718
Nos of Batches	1	0.962	0.962	1	0.962	0.962
Nos of Batches	1	0.190	0.190	1	0.14	0.140
Nos of Batches	2	2.3	4.600			0.000
Nos of Batches	1	4.52	4.520	1	3.2	3.200
Nos	1	18.68	18.680	1	18.68	18.680
Nos	1	1.904	1.904	1	1.904	1.904
Nos						
Nos	1	38.00	38.000	1	30	30.000
			0.000			0.000
Nos	1	2.4	2.400	1	3	3.000
Nos	1	8.314	8.314	1	8.314	8.314

National Health Mission, Assam

Fund allocated for State HQ Activities						
2024-25				2025-26		
Fresh approval				Fresh approval		
Measure of quantity/ Target	Quantity/ Target	Avr. Unit Cost (In lakh)	Fin. Allocation (Rs. in lakh)	Quantity/ Target	Avr. Unit Cost (In lakh)	Fin. Allocation (Rs. in lakh)
Nos	1	14.88	14.880	1	14.88	14.880
Nos	1	4.416	4.416	1	4.416	4.416
Nos						
			0.000			0.000
Nos			0.000			0.000
	2.000	12.591	12.591	2.000	12.629	12.629
Nos	1	8.229	8.229	1	8.229	8.229
Nos	1	4.362	4.362	1	4.4	4.400
	4	43	43.000	3	14.36425	14.364
Nos	1	24.66	24.660			0.000
Nos	1	13.89	13.890	1	10.03	10.030
Nos	1	1.7	1.700	1	1.7	1.700
Nos	1	2.75	2.750	1	2.63425	2.634
		0	0.000			0.000

National Health Mission, Assam

Fund allocated for State HQ Activities						
2024-25				2025-26		
Fresh approval				Fresh approval		
Measure of quantity/ Target	Quantity/ Target	Avr. Unit Cost (In lakh)	Fin. Allocation (Rs. in lakh)	Quantity/ Target	Avr. Unit Cost (In lakh)	Fin. Allocation (Rs. in lakh)
		0	0.000		0	0.000
	6	160.09	160.090	4	122.82	122.820
Nos	1	23.00	23.000	1	21.00	21.000
Nos	1	43.95	43.950	1	39.14	39.140
Nos	1	7.86	7.860			
Nos	1	19.106	19.106	1	1.92	1.920
Nos	1	5.414	5.414			0.000
			0.000			0.000
	1	60.76	60.760	1	60.76	60.760
	1	253.28	253.280	1	310.94	310.940

National Health Mission, Assam

Fund allocated for State HQ Activities						
2024-25				2025-26		
Fresh approval				Fresh approval		
Measure of quantity/ Target	Quantity/ Target	Avr. Unit Cost (In lakh)	Fin. Allocation (Rs. in lakh)	Quantity/ Target	Avr. Unit Cost (In lakh)	Fin. Allocation (Rs. in lakh)
Nos	1	253.28	253.280	1	310.94	310.940
			0.000			0.000
	1	4.4975	4.498	0	0	0.000
Nos	1	4.50	4.50			0.000
	1	238.94	238.940	1	238.94	238.940
Nos	1	238.94	238.940	1	238.94	238.940
	1	2.05	2.05	1	2.05	2.05
Nos	1	2.050	2.050	1	2.050	2.050
	49		2378.679	41		2008.615
			629.78			630.25

National Health Mission, Assam

Fund allocated for State HQ Activities						
2024-25				2025-26		
Fresh approval				Fresh approval		
Measure of quantity/ Target	Quantity/ Target	Avr. Unit Cost (In lakh)	Fin. Allocation (Rs. in lakh)	Quantity/ Target	Avr. Unit Cost (In lakh)	Fin. Allocation (Rs. in lakh)
No. of DVS+RVS	0	0.000	0.000	0	0.000	0.000
months	12	18000.000	2.160	12	18000.000	2.160
Urban Slum	189	625.000	1.1790	206	625.000	1.1790
Underserved Session per Yr	72	2475.000	1.788	72	2475.000	1.788
Expected Complete Imm,	0	0.000	0.000	0	0.000	0.000

National Health Mission, Assam

Fund allocated for State HQ Activities						
2024-25				2025-26		
Fresh approval				Fresh approval		
Measure of quantity/ Target	Quantity/ Target	Avr. Unit Cost (In lakh)	Fin. Allocation (Rs. in lakh)	Quantity/ Target	Avr. Unit Cost (In lakh)	Fin. Allocation (Rs. in lakh)
Expected RI Session planned (100%) to be held	0	0.000	0.000	0	0.000	0.000
No. of Renovation of DVS Cold Chain Point	0	0.000	0.000	0	0.000	0.000
No. of BPHC & District	5	6000.000	0.300	5	6000.000	0.300
No. of Sub Centre	4897	1785.580	87.44	4897	1785.580	87.44
No. of Sub Centre	4897	2320.600	113.64	4897	2320.600	113.64

National Health Mission, Assam

Fund allocated for State HQ Activities						
2024-25				2025-26		
Fresh approval				Fresh approval		
Measure of quantity/ Target	Quantity/ Target	Avr. Unit Cost (In lakh)	Fin. Allocation (Rs. in lakh)	Quantity/ Target	Avr. Unit Cost (In lakh)	Fin. Allocation (Rs. in lakh)
No. of Batches	71	70934.000	50.018	71	70934.000	50.018
BRIDGE Mtng Batch Number	4	181500.000	7.260	4	181500.000	7.260
RI/IMI Session Planned	17139	900.000	154.252	17139	900.000	154.252
Beneficiary Infant Target	723000	15.000	108.450	726000	15.0033	108.924
Yearly No. of AVD (HtRA)	0	0.000	0.000	0	0.000	0.000
Yearly No. of AVD for Very Hard to Reach Area	0	0.000	0.000	0	0.000	0.000

National Health Mission, Assam

Fund allocated for State HQ Activities						
2024-25				2025-26		
Fresh approval				Fresh approval		
Measure of quantity/ Target	Quantity/ Target	Avr. Unit Cost (In lakh)	Fin. Allocation (Rs. in lakh)	Quantity/ Target	Avr. Unit Cost (In lakh)	Fin. Allocation (Rs. in lakh)
Yearly AVD Session (Normal /Others Area)	2913	90.000	2.622	2913	90.000	2.622
Avg. cost per trip per CCP	1295	1855.000	24.013	1295	1855.000	24.013
Yearly CCP	4838	760.000	36.770	4838	760.000	36.770
No. of Sub Centre	1	1300.000	0.013	1	1300.000	0.013
No. of Sector PHC (Planning Unit)	43	1155.560	0.500	43	1155.560	0.500
No. of Participants	600	3500.000	21.000	600	3500.000	21.000

National Health Mission, Assam

Fund allocated for State HQ Activities						
2024-25				2025-26		
Fresh approval				Fresh approval		
Measure of quantity/ Target	Quantity/ Target	Avr. Unit Cost (In lakh)	Fin. Allocation (Rs. in lakh)	Quantity/ Target	Avr. Unit Cost (In lakh)	Fin. Allocation (Rs. in lakh)
No. of Participants	0	0.000	0.000	0	0.000	0.000
No. of Sub Centre & Plan. Unit	11	1200.000	0.136	11	1200.000	0.136
No. of Visits	212	7273.580	15.42	212	7273.580	15.42
No. of Supervisory Visits planned	0	0.000	0.000	0	0.000	0.000
No. of PHC	186	1516.000	2.820	186	1516.000	2.820
			131.30			131.30
No. of Beneficiary	4863238	2.700	131.302	4863238	2.700	131.302
	46		235.534	46		237.064

National Health Mission, Assam

Fund allocated for State HQ Activities						
2024-25				2025-26		
Fresh approval				Fresh approval		
Measure of quantity/ Target	Quantity/ Target	Avr. Unit Cost (In lakh)	Fin. Allocation (Rs. in lakh)	Quantity/ Target	Avr. Unit Cost (In lakh)	Fin. Allocation (Rs. in lakh)
No. of DVS & RVS	39	353779.490	137.974	39	353779.490	137.974
No. of SMO & PO	7	1393714	97.560	7	1415571	99.090
No. of Months	0	0	0.000	0	0	0.000
			996.62			998.62
0	2898	1707.528872	33.459	2898	1707.568872	33.499
No of AFHC	91	0.06	5.46	91	0.06	5.46
-	0	0	0	0	0	0
No of District Nodal Officers visits	156	500	0.78	156	500	0.78
No of District Coordinators visits	156	400	0.624	156	400	0.624
No of Block Nodal Officers visits	768	500	3.84	768	500	3.84

National Health Mission, Assam

Fund allocated for State HQ Activities						
2024-25				2025-26		
Fresh approval				Fresh approval		
Measure of quantity/ Target	Quantity/ Target	Avr. Unit Cost (In lakh)	Fin. Allocation (Rs. in lakh)	Quantity/ Target	Avr. Unit Cost (In lakh)	Fin. Allocation (Rs. in lakh)
No of Block Coordinators visits	1536	300	4.608	1536	300	4.608
No of Meetings	188	0.03	5.71	188	0.03	5.71
No of Training Batch	2	5.0	10.00	2	5.0	10.00
No of Training Batch	1	2.44	2.44	1	2.48	2.48
0	152824505	0.250000001	320.9484	160101848	0.249999998	335.50308
No of WIFS Tablets	152824199	0.20	305.65	160101542	0.20	320.20
No of Training Batch	306	0.05	15.30	306	0.05	15.30
	3661059	0.0012	439.33	3661059	0.0012	439.33

National Health Mission, Assam

Fund allocated for State HQ Activities						
2024-25				2025-26		
Fresh approval				Fresh approval		
Measure of quantity/ Target	Quantity/ Target	Avr. Unit Cost (In lakh)	Fin. Allocation (Rs. in lakh)	Quantity/ Target	Avr. Unit Cost (In lakh)	Fin. Allocation (Rs. in lakh)
No of SN Pkt	3661059	0.0012	439.33	3661059	0.0012	439.33
0	19478	0.001974972	38.4685	21253	0.001997389	42.4505
Printing Materials	19478	0.001974972	38.4685	21253	0.001997389	42.4505
0	18540	5.001377264	31.03035	11111	0.501367387	16.1903

National Health Mission, Assam

Fund allocated for State HQ Activities						
2024-25				2025-26		
Fresh approval				Fresh approval		
Measure of quantity/ Target	Quantity/ Target	Avr. Unit Cost (In lakh)	Fin. Allocation (Rs. in lakh)	Quantity/ Target	Avr. Unit Cost (In lakh)	Fin. Allocation (Rs. in lakh)
No. of meetings	2	0.5	1.0	2	0.5	1.0
Nos of Merchandise	18537	0.0014	25.53	11109	0.00137	15.19
No of Training Batch	1	4.5	4.5			
No of Training Batch						
0	73	4.51	96.83	73	4.51	96.83
No of hoardings	33	0.51	16.83	33	0.51	16.83
Advertisement in print media	20	2	40	20	2	40
Telecast on E-media	20	2	40	20	2	40

National Health Mission, Assam

Fund allocated for State HQ Activities						
2024-25				2025-26		
Fresh approval				Fresh approval		
Measure of quantity/ Target	Quantity/ Target	Avr. Unit Cost (In lakh)	Fin. Allocation (Rs. in lakh)	Quantity/ Target	Avr. Unit Cost (In lakh)	Fin. Allocation (Rs. in lakh)
	156526553		960.06	163798242		963.80
#DIV/0!	165259	#DIV/0!	317.61560	165434	#DIV/0!	234.055
No of FDS	11	0.150	1.65000	8	0.149	1.195
Female sterilization		#DIV/0!			#DIV/0!	
Female sterilization		#DIV/0!			#DIV/0!	
Batch		#DIV/0!	0.11560	4	1.303	5.210
Batch		#DIV/0!		2	0.435	0.870
Batch		#DIV/0!		1	1.420	1.420
Copies to be printed	388	0.001	0.47000	388	0.001	0.470
Copies to be printed	281	0.001	0.34000	281	0.001	0.340
Copies to be printed	164400	0.000	8.21000	164400	0.000	8.210
Copies to be printed	179	0.001	0.18000	179	0.001	0.180
Kit	30	10.222	306.65000	21	10.222	214.660

National Health Mission, Assam

Fund allocated for State HQ Activities						
2024-25				2025-26		
Fresh approval				Fresh approval		
Measure of quantity/ Target	Quantity/ Target	Avr. Unit Cost (In lakh)	Fin. Allocation (Rs. in lakh)	Quantity/ Target	Avr. Unit Cost (In lakh)	Fin. Allocation (Rs. in lakh)
Kit	0	#DIV/0!	0.00000	150	0.010	1.500
0.00	85	#DIV/0!	0.19100	146	#DIV/0!	1.17
FDS		#DIV/0!			#DIV/0!	
Male sterilization		#DIV/0!			#DIV/0!	
Batch		#DIV/0!	0.09100	1	0.690	0.690
Kit		#DIV/0!		60	0.006	0.380
Copies to be printed	85	0.001	0.10000	85	0.001	0.100
0.000	129158	#DIV/0!	86.72935	124381	#DIV/0!	29.808
Camp		#DIV/0!			#DIV/0!	
No. of insertion		#DIV/0!	0.00435		#DIV/0!	0.003
No. of insertion		#DIV/0!			#DIV/0!	
No. of insertion		#DIV/0!			#DIV/0!	
No. of insertion		#DIV/0!			#DIV/0!	

National Health Mission, Assam

Fund allocated for State HQ Activities						
2024-25				2025-26		
Fresh approval				Fresh approval		
Mesure of quantity/ Target	Quantity/ Target	Avr. Unit Cost (In lakh)	Fin. Allocation (Rs. in lakh)	Quantity/ Target	Avr. Unit Cost (In lakh)	Fin. Allocation (Rs. in lakh)
No. of insertion		#DIV/0!			#DIV/0!	
No. of forceps	1656	0.010	16.56000		#DIV/0!	
Batch	1	1.860	1.86000	1	1.860	1.860
Batch		#DIV/0!	9.77500		#DIV/0!	9.775
Batch		#DIV/0!	8.67000		#DIV/0!	8.670
Copy	550	0.001	0.66000	120	0.006	0.660
Copy	121500	0.000	6.08000	121500	0.000	6.080
Copy	2691	0.015	40.37000	0	#DIV/0!	0.000
Copy	2760	0.001	2.75000	2760	0.001	2.760
0.000	80870	#DIV/0!	15.33950	80870	#DIV/0!	15.330
No. of doses	0	#DIV/0!	0.00000		#DIV/0!	
No. of doses	0	#DIV/0!	0.00000		#DIV/0!	
Batch	1	0.710	0.71000	1	0.710	0.710

National Health Mission, Assam

Fund allocated for State HQ Activities						
2024-25				2025-26		
Fresh approval				Fresh approval		
Measure of quantity/ Target	Quantity/ Target	Avr. Unit Cost (In lakh)	Fin. Allocation (Rs. in lakh)	Quantity/ Target	Avr. Unit Cost (In lakh)	Fin. Allocation (Rs. in lakh)
Batch	0	#DIV/0!	2.57050		#DIV/0!	2.5705
Batch	0	#DIV/0!	4.70900		#DIV/0!	4.699
Copy	1000	0.001	1.20000	1000	0.001	1.200
Copy	77600	0.000	3.88000	77600	0.000	3.880
Copy	2269	0.001	2.27000	2269	0.001	2.270
0.000	1046521	#DIV/0!	922.08000	1033831	#DIV/0!	925.120
ASHA Incentive	0	#DIV/0!	0.00000	0	#DIV/0!	0.000
ASHA Incentive	0	#DIV/0!	0.00000	0	#DIV/0!	0.000
ASHA Incentive per campaign	0	#DIV/0!	0.00000	0	#DIV/0!	0.000
No of Sammelans	0	#DIV/0!	0.00000	0	#DIV/0!	0.000
No of Van	0	#DIV/0!	0.00000	0	#DIV/0!	0.000
No of Van	153	268.970	268.97000	153	1.758	268.970
No of Kit	177860	622.510	622.51000	179540	0.004	628.390
Copy	868508	30.600	30.60000	854138	0.000	27.760
0.000	34582	0.001	20.25000	43600	0.001	21.800

National Health Mission, Assam

Fund allocated for State HQ Activities						
2024-25				2025-26		
Fresh approval				Fresh approval		
Measure of quantity/ Target	Quantity/ Target	Avr. Unit Cost (In lakh)	Fin. Allocation (Rs. in lakh)	Quantity/ Target	Avr. Unit Cost (In lakh)	Fin. Allocation (Rs. in lakh)
	34582	0.001	20.25000	43600	0.0005	21.800
0.000	0	#DIV/0!	11.30000	0	#DIV/0!	9.382
Batch		#DIV/0!			#DIV/0!	
Batch		#DIV/0!	11.30000		#DIV/0!	9.382
0.000	0	#DIV/0!	0.00000	0	#DIV/0!	0.000
		#DIV/0!			#DIV/0!	
		#DIV/0!			#DIV/0!	
		#DIV/0!			#DIV/0!	
		#DIV/0!			#DIV/0!	
		#DIV/0!			#DIV/0!	

National Health Mission, Assam

Fund allocated for State HQ Activities						
2024-25				2025-26		
Fresh approval				Fresh approval		
Measure of quantity/ Target	Quantity/ Target	Avr. Unit Cost (In lakh)	Fin. Allocation (Rs. in lakh)	Quantity/ Target	Avr. Unit Cost (In lakh)	Fin. Allocation (Rs. in lakh)
		#DIV/0!			#DIV/0!	
0.000	15060	#DIV/0!	374.64100	49569	#DIV/0!	411.781
No of Box		#DIV/0!			#DIV/0!	
	36	0.106	3.81000	36	0.117	4.210
ASHA Incentive		#DIV/0!			#DIV/0!	
ASHA Incentive		#DIV/0!			#DIV/0!	
		#DIV/0!			#DIV/0!	
Batch		#DIV/0!	1.43000		#DIV/0!	1.430
		#DIV/0!			#DIV/0!	
		#DIV/0!			#DIV/0!	
Copy		#DIV/0!		3000	0.001	1.500
Copy	5967	0.001	5.96700	5967	0.001	5.967

National Health Mission, Assam

Fund allocated for State HQ Activities						
2024-25				2025-26		
Fresh approval				Fresh approval		
Measure of quantity/ Target	Quantity/ Target	Avr. Unit Cost (In lakh)	Fin. Allocation (Rs. in lakh)	Quantity/ Target	Avr. Unit Cost (In lakh)	Fin. Allocation (Rs. in lakh)
No of Meeting	2	2.200	4.40000	4	3.050	12.200
No of Meeting	2	0.908	1.81600	4	1.097	4.386
Batch				2	0.908	1.816
Batch			5.17200		#DIV/0!	
	625	0.508	317.28000	38143	0.009	351.010
					#DIV/0!	
Batch			5.08500		#DIV/0!	5.085
Kit					#DIV/0!	
Batch			20.22000		#DIV/0!	20.220
Copy	30	0.001	0.03000	20	0.001	0.020
Copy	4900	0.0002	0.77000		#DIV/0!	
Copy	3496	0.0012	4.19000	2393	0.0012	2.867
Batch					#DIV/0!	
Batch	1		1.20000		#DIV/0!	

National Health Mission, Assam

Fund allocated for State HQ Activities						
2024-25				2025-26		
Fresh approval				Fresh approval		
Measure of quantity/ Target	Quantity/ Target	Avr. Unit Cost (In lakh)	Fin. Allocation (Rs. in lakh)	Quantity/ Target	Avr. Unit Cost (In lakh)	Fin. Allocation (Rs. in lakh)
Batch			0.72000		#DIV/0!	
Batch			0.15500		#DIV/0!	
Batch			0.00600		#DIV/0!	
Batch			1.71000		#DIV/0!	1.070
Batch	1		0.68000		#DIV/0!	
	1471535		1748.15	1497831		1648.45
	25872396	2025.03	1552.21	26082546	2025.03	1591.69
0	0	0	0	0	0	0
0	0	0	0	0	0	0
0	0	0	0	0	0	0
Number of Non PW and LW	18092006	0.187	33.83	18259238	0.187	34.14

National Health Mission, Assam

Fund allocated for State HQ Activities						
2024-25				2025-26		
Fresh approval				Fresh approval		
Measure of quantity/ Target	Quantity/ Target	Avr. Unit Cost (In lakh)	Fin. Allocation (Rs. in lakh)	Quantity/ Target	Avr. Unit Cost (In lakh)	Fin. Allocation (Rs. in lakh)
Number of 6-60m children	3344574	9.614	321.547	3378019	9.614	324.763
Number of 5-10 years children	2762591	0.121	86.91	2790217	0.121	87.78
Number of PW and LM	741438	0.187	499.14	790455	0.187	532.13
Number of Pregnant women	679749	14.916	304.17	661585	14.916	355.26
No of batches	3032	1900	57.608	3032	1900	57.608
Number of Registers	249006	100	249.006	200000	100	200
	9965432		422.68	10184275		427.23
No of batches	1425	5000	71.25	1425	5000	71.25
no of districts	33	134000	44.22	33	134000	44.22
0	0	0	0	0	0	0
No of non pregnant and non lactating women	439966	1.628	7.163	549957	1.628	8.953

National Health Mission, Assam

Fund allocated for State HQ Activities						
2024-25				2025-26		
Fresh approval				Fresh approval		
Measure of quantity/ Target	Quantity/ Target	Avr. Unit Cost (In lakh)	Fin. Allocation (Rs. in lakh)	Quantity/ Target	Avr. Unit Cost (In lakh)	Fin. Allocation (Rs. in lakh)
No of children 6-60 months	3344574	1.628	108.899	3378019	1.628	109.988
No of children 5-10 years	2762591	1.628	89.950	2790217	1.628	90.849
No of adolescents 10-19 years	2798978	1.628	91.135	2798978	1.628	91.135
No of pregnant women	617865	1.628	10.059	665646	1.628	10.837
0.000	37		51.463	37.000		32.865
No of NRC	1	676500	6.765	1	10000	0.100
			0			0
			0			0
No of batches	1	340000	3.4	1	497000	4.97
Nutrition Consultant	1	3694500	36.95	1	2761000	27.61

National Health Mission, Assam

Fund allocated for State HQ Activities						
2024-25				2025-26		
Fresh approval				Fresh approval		
Measure of quantity/ Target	Quantity/ Target	Avr. Unit Cost (In lakh)	Fin. Allocation (Rs. in lakh)	Quantity/ Target	Avr. Unit Cost (In lakh)	Fin. Allocation (Rs. in lakh)
No of districts	34	12803.41	4.353	34	545.18	0.185
0.00	89222		83.67	90598		84.93
No of bottles	89189	91.905	81.969	90565	91.905	83.234
No of districts	33	5151.52	1.700	33	5151.52	1.700
0.00	66.00		19.80	66.00		19.80
Number of districts	33	30000	9.9	33	30000	9.9
Number of districts	33	30000	9.9	33	30000	9.9
0.00	8153773		201.24	8221789		202.50
			0			0
No of districts	33	66833.33	22.055	33	66833.33333	22.055
No of districts	33	55384.85	18.277	33	55384.84848	18.277

National Health Mission, Assam

Fund allocated for State HQ Activities						
2024-25				2025-26		
Fresh approval				Fresh approval		
Measure of quantity/ Target	Quantity/ Target	Avr. Unit Cost (In lakh)	Fin. Allocation (Rs. in lakh)	Quantity/ Target	Avr. Unit Cost (In lakh)	Fin. Allocation (Rs. in lakh)
no of ors packets	4986760	3.08	153.59	5025503	3.08	154.79
no of zinc tab	3166947	0.231	7.32	3196220	0.231	7.38
			0			0
0	0	0	0	0	0	0
0	0	0	0	0	0	0
			0			0
	33		66.00	No. of Dist		66.00
No. of Dist	33		66.00	No. of Dist		66.00
			2397.062			2425.018
Per year	0	0	0.00	0	0	0.00
Per year	296368	0	0.00	0	0	0.00
Per year	6	0.5	3.00	6	0.5	3.00
Per month	12	0.1	1.20	12	0.1	1.20

National Health Mission, Assam

Fund allocated for State HQ Activities						
2024-25				2025-26		
Fresh approval				Fresh approval		
Measure of quantity/ Target	Quantity/ Target	Avr. Unit Cost (In lakh)	Fin. Allocation (Rs. in lakh)	Quantity/ Target	Avr. Unit Cost (In lakh)	Fin. Allocation (Rs. in lakh)
0	0	0	0	0	0	0
State	25600	0.00125	32	28000	0.00125	35
per district	1	6.69	6.69	1	6.69	6.69
State	1	7.2	7.2	1	7.2	7.2
State	1	36.6	36.6	1	36.6	36.6
per district	1	37.56	37.56	1	37.56	37.56
0	0	0	0	0	0	0
0	25605		164.55	28005	132.55125	167.55

National Health Mission, Assam

Fund allocated for State HQ Activities						
2024-25				2025-26		
Fresh approval				Fresh approval		
Measure of quantity/ Target	Quantity/ Target	Avr. Unit Cost (In lakh)	Fin. Allocation (Rs. in lakh)	Quantity/ Target	Avr. Unit Cost (In lakh)	Fin. Allocation (Rs. in lakh)
	1	17.00	17.00	1	17.00	17.00
	13	0.03	0.39	13	0.0315	0.4095

National Health Mission, Assam

Fund allocated for State HQ Activities						
2024-25				2025-26		
Fresh approval				Fresh approval		
Measure of quantity/ Target	Quantity/ Target	Avr. Unit Cost (In lakh)	Fin. Allocation (Rs. in lakh)	Quantity/ Target	Avr. Unit Cost (In lakh)	Fin. Allocation (Rs. in lakh)
	1	3.60	3.60	1	3.60	3.60
	1	5.28	5.28	1	5.28	5.28
	1	5.72	5.72	1	5.72	5.72
	1	10.00	10.00	1	10.00	10.00
	1	14.475	14.48	1	14.475	14.48
	1	16	16.00	1	20	20.00
	1	21.93	21.93	1	22.64	22.64
	1	32.7	32.70	1	34.34	34.34
	2	0.15	0.30	2	0.15	0.30
	1	27.00	27.00	1	19.95	19.95
	1	16.31	16.31	1	17.07	17.07
	12	0.45	5.40	12	0.501	6.012

National Health Mission, Assam

Fund allocated for State HQ Activities						
2024-25				2025-26		
Fresh approval				Fresh approval		
Measure of quantity/ Target	Quantity/ Target	Avr. Unit Cost (In lakh)	Fin. Allocation (Rs. in lakh)	Quantity/ Target	Avr. Unit Cost (In lakh)	Fin. Allocation (Rs. in lakh)
	13	0.02	0.26	13	0.02	0.26
	1	3.60	3.60	1	3.18	3.18
	10	0.5	5.00	10	0.5	5.00
	12	0.2	2.40	12	0.2	2.40
	35	1.25	43.75			
			231.115			187.637
	1	10.00	10.00	1	10.00	10.00
	150	0.70	105.00	50	0.70	35.00
	300	0.05577	16.73	300	0.06134	18.40
	1	0.35	0.35	1	0.35	0.35

National Health Mission, Assam

Fund allocated for State HQ Activities						
2024-25				2025-26		
Fresh approval				Fresh approval		
Measure of quantity/ Target	Quantity/ Target	Avr. Unit Cost (In lakh)	Fin. Allocation (Rs. in lakh)	Quantity/ Target	Avr. Unit Cost (In lakh)	Fin. Allocation (Rs. in lakh)
	1	40.00	40.00	1	40.00	40.00
	1	4.282	4.282	1	4.282	4.282
			176.36			108.03
	105	0.60	63.00	105	0.60	63.00
	2182	0.01	21.82	2182	0.01	21.82
	300	0.1115	33.45	300	0.1115	33.45

National Health Mission, Assam

Fund allocated for State HQ Activities						
2024-25				2025-26		
Fresh approval				Fresh approval		
Measure of quantity/ Target	Quantity/ Target	Avr. Unit Cost (In lakh)	Fin. Allocation (Rs. in lakh)	Quantity/ Target	Avr. Unit Cost (In lakh)	Fin. Allocation (Rs. in lakh)
	1	15.61	15.61	1	15.61	15.61
	1	15.21	15.21	1	15.21	15.21
			149.090			149.090
Per case	1	0.70	0.70	1	0.70	0.70
State HQ	1	0.445	0.445	1	0.445	0.445
State HQ	1	5.00	5.00	1	10.00	10.00
State HQ	1	3.50	3.50	1	3.50	3.50
State HQ	1	0.99	0.99	1	0.99	0.99
State HQ	1	3.50	3.50	1	3.50	3.50

National Health Mission, Assam

Fund allocated for State HQ Activities						
2024-25				2025-26		
Fresh approval				Fresh approval		
Measure of quantity/ Target	Quantity/ Target	Avr. Unit Cost (In lakh)	Fin. Allocation (Rs. in lakh)	Quantity/ Target	Avr. Unit Cost (In lakh)	Fin. Allocation (Rs. in lakh)
State HQ	1	0.15	0.15	1	0.15	0.15
State HQ	1	0.50	0.50	1	0.50	0.50
State HQ	1	0.50	0.50	1	0.50	0.50
			15.285			20.285
			571.85			465.04
	1	31.92	31.92	1	31.92	31.92

National Health Mission, Assam

Fund allocated for State HQ Activities						
2024-25				2025-26		
Fresh approval				Fresh approval		
Measure of quantity/ Target	Quantity/ Target	Avr. Unit Cost (In lakh)	Fin. Allocation (Rs. in lakh)	Quantity/ Target	Avr. Unit Cost (In lakh)	Fin. Allocation (Rs. in lakh)
Activity	1	31.92	31.92	1	31.92	31.92
	0	0	0	0	0	0
	38	71.48	115.14	8	68.95	70.81
No. of batch	5	1.50	7.50	1	0.44	1.50

National Health Mission, Assam

Fund allocated for State HQ Activities						
2024-25				2025-26		
Fresh approval				Fresh approval		
Measure of quantity/ Target	Quantity/ Target	Avr. Unit Cost (In lakh)	Fin. Allocation (Rs. in lakh)	Quantity/ Target	Avr. Unit Cost (In lakh)	Fin. Allocation (Rs. in lakh)
State	1	24.40	24.40	1	24.40	24.40
State	1	4.20	4.20	1	4.20	4.20
Meeting	2	0.80	1.60	2	0.80	1.60
State Cell	1	32.60	32.60	1	32.60	32.60
State Cell	1	6.01	6.01	1	6.01	6.01
State Cell	1	0.50	0.50	1	0.50	0.50
State Cell	26	1.47	38.33			
	39		147.06	9		102.73
0	4635	88.049	328.250	4630	88.049	327.250

National Health Mission, Assam

Fund allocated for State HQ Activities						
2024-25				2025-26		
Fresh approval				Fresh approval		
Measure of quantity/ Target	Quantity/ Target	Avr. Unit Cost (In lakh)	Fin. Allocation (Rs. in lakh)	Quantity/ Target	Avr. Unit Cost (In lakh)	Fin. Allocation (Rs. in lakh)
Lumpsum	1	51.00	51.000	1	51	51.000
			0.000			0.000
No. of Batches	16	0.709	11.350	16	0.709	11.350
No. of Batches	2	0.700	1.400	2	0.700	1.400
TA DA						
No. of Batches			0.000			0.000
No. of Batches			0.000			0.000
No of participant	8	0.25	2.000	8	0.25	2.000
No of Meeting	5	0.5	2.500	5	0.5	2.500
			0.000			0.000
			0.000			0.000
no of equipments	152	0.19	28.900	147	0.19	27.900
no of equipments	10	0.5	5.000	10	0.5	5.000
No of meeting	2	2.450	4.900	2	2.450	4.900

National Health Mission, Assam

Fund allocated for State HQ Activities						
2024-25				2025-26		
Fresh approval				Fresh approval		
Measure of quantity/ Target	Quantity/ Target	Avr. Unit Cost (In lakh)	Fin. Allocation (Rs. in lakh)	Quantity/ Target	Avr. Unit Cost (In lakh)	Fin. Allocation (Rs. in lakh)
No. of Items	1	13.8	13.800	1	13.8	13.800
No of Districts	10	1.00	10.000	10	1.00	10.000
No of Proposal	2	2.00	4.000	2	2.00	4.000
No of Proposal	6	0.3	1.800	6	0.3	1.800
No of Visit	4000	0.03	120.000	4000	0.03	120.000
No of Vehicle	20	0.52	10.400	20	0.52	10.400
Lumpsum	392	0.100	39.200	392	0.100	39.200
0	0	0	0.000	0	0	0
			0.000			
			0.000			

National Health Mission, Assam

Fund allocated for State HQ Activities						
2024-25				2025-26		
Fresh approval				Fresh approval		
Measure of quantity/ Target	Quantity/ Target	Avr. Unit Cost (In lakh)	Fin. Allocation (Rs. in lakh)	Quantity/ Target	Avr. Unit Cost (In lakh)	Fin. Allocation (Rs. in lakh)
			0.000			
0	13430	0.0284	382.240	13430	0.0284	382.24
			0.000			
			0.000			
			0.000			
No of Districts	13430	0.0284	382.240	13430	0.0284	382.24
			0.000			

National Health Mission, Assam

Fund allocated for State HQ Activities						
2024-25				2025-26		
Fresh approval				Fresh approval		
Measure of quantity/ Target	Quantity/ Target	Avr. Unit Cost (In lakh)	Fin. Allocation (Rs. in lakh)	Quantity/ Target	Avr. Unit Cost (In lakh)	Fin. Allocation (Rs. in lakh)
0	27038	0.025	415.380	47071.00	0.03	415.71
			0.000			0.00
No of Patient	27000	0.015	405.000	27000	0.015	405.00
no of participant	38	0.01	0.380	71	0.01	0.71
			0.000			0.00
			0.000			0.00
			0.000			0.00
No of Packet	20000	0.0005	10.000	20000	0.0005	10.00

National Health Mission, Assam

Fund allocated for State HQ Activities						
2024-25				2025-26		
Fresh approval				Fresh approval		
Measure of quantity/ Target	Quantity/ Target	Avr. Unit Cost (In lakh)	Fin. Allocation (Rs. in lakh)	Quantity/ Target	Avr. Unit Cost (In lakh)	Fin. Allocation (Rs. in lakh)
0	211326	90.2686	1941.080	211326	85.2686	1936.08
			0.000			
			0.000			
			0.000			
			0.000			
no of equipments	1	23.31	23.310	1	18.31	18.31
no of equipments	50	11.55	577.500	50	11.55	577.50

National Health Mission, Assam

Fund allocated for State HQ Activities						
2024-25				2025-26		
Fresh approval				Fresh approval		
Measure of quantity/ Target	Quantity/ Target	Avr. Unit Cost (In lakh)	Fin. Allocation (Rs. in lakh)	Quantity/ Target	Avr. Unit Cost (In lakh)	Fin. Allocation (Rs. in lakh)
			0.000			
Lumpsum	1	52.5	52.500	1	52.5	52.5
			0.000			
Drugs	20	0.8	16.000	20	0.8	16.000
Lumpsum	20000	0.003	60.000	20000	0.003	60.000
No of Cartridges	155250	0.0075	1164.380	155250	0.0075	1164.380
No of Boxes	24000	0.0005	12.000	24000	0.0005	12.000
No of collection	12000	0.0026	31.200	12000	0.0026	31.200
			0.000			
No of Batches	2	1.345	2.690	2	1.345	2.690
No of Batches	2	0.75	1.500	2	0.75	1.500

National Health Mission, Assam

Fund allocated for State HQ Activities						
2024-25				2025-26		
Fresh approval				Fresh approval		
Measure of quantity/ Target	Quantity/ Target	Avr. Unit Cost (In lakh)	Fin. Allocation (Rs. in lakh)	Quantity/ Target	Avr. Unit Cost (In lakh)	Fin. Allocation (Rs. in lakh)
	20015		26.600	20015		26.600
No of activity	15	1.374	20.600	15	1.374	20.6
No. of poster	20000	0.0003	6.000	20000	0.0003	6.00
0	0	0	0.000	0	0	0
			0.000			

National Health Mission, Assam

Fund allocated for State HQ Activities						
2024-25				2025-26		
Fresh approval				Fresh approval		
Measure of quantity/ Target	Quantity/ Target	Avr. Unit Cost (In lakh)	Fin. Allocation (Rs. in lakh)	Quantity/ Target	Avr. Unit Cost (In lakh)	Fin. Allocation (Rs. in lakh)
	276444	178.371	3093.550	296472	173.372	3087.880
0	171	46.5	52.1	171	46.5	52.1
Per Meeting	2	1	2	2	1	2
State Cell	1	1	2	1	1	2
State Cell	1	1	2.6	1	1	2.6
State Cell	0	0	0	0	0	0
State Cell	35	35	35	35	35	35
State Cell	1	1	4	1	1	4
State Cell	1	1	0	1	1	0
State Cell	130	6.50	6.5	130	6.5	6.5
0	2	2.9	3.9	2	2.9	3.9

National Health Mission, Assam

Fund allocated for State HQ Activities						
2024-25				2025-26		
Fresh approval				Fresh approval		
Measure of quantity/ Target	Quantity/ Target	Avr. Unit Cost (In lakh)	Fin. Allocation (Rs. in lakh)	Quantity/ Target	Avr. Unit Cost (In lakh)	Fin. Allocation (Rs. in lakh)
Per Batch	1	5	5	1	5	5
Per Batch	1	1	1	1	2	1
Per Batch	1	2	2	1	2	2
0	2	1	1	1	1	1
	180		556.00	179		568.67
Total ARV needed	326500	200.00	653.0	350000	200.00	700.00
Total Syringe needed	672513	3.04	20.44	672513	3.04	20.44
Total No of ARS needed	80000	1000.00	800.0	80000	1000.00	800.00
No of Batches	3	286000.00	8.58	3	286000	8.58
No of Districts & State	1	64	64.00	1	64	64.00

National Health Mission, Assam

Fund allocated for State HQ Activities						
2024-25				2025-26		
Fresh approval				Fresh approval		
Measure of quantity/ Target	Quantity/ Target	Avr. Unit Cost (In lakh)	Fin. Allocation (Rs. in lakh)	Quantity/ Target	Avr. Unit Cost (In lakh)	Fin. Allocation (Rs. in lakh)
No of Districts	1.000	10.700	10.700	1.000	10.700	10.70
Data entry unit	1.00	10.00	10.00	1.00	10.00	10.00
State and District	1	1.00	1.00	1.00	1.00	1.00
State	1	23.80	23.8	1.00	23.80	23.80
	1079021		1591.520	1102521		1638.520

National Health Mission, Assam

Fund allocated for State HQ Activities						
2024-25				2025-26		
Fresh approval				Fresh approval		
Measure of quantity/ Target	Quantity/ Target	Avr. Unit Cost (In lakh)	Fin. Allocation (Rs. in lakh)	Quantity/ Target	Avr. Unit Cost (In lakh)	Fin. Allocation (Rs. in lakh)
No of Training batches	3	2.86	8.580	3	2.86	8.580

National Health Mission, Assam

Fund allocated for State HQ Activities						
2024-25				2025-26		
Fresh approval				Fresh approval		
Measure of quantity/ Target	Quantity/ Target	Avr. Unit Cost (In lakh)	Fin. Allocation (Rs. in lakh)	Quantity/ Target	Avr. Unit Cost (In lakh)	Fin. Allocation (Rs. in lakh)
No of State/District	1	10.580	10.580	1	10.580	10.58
per District	1	17.50	17.50	1	17.50	17.50
state	1	1	1	1	1	1
0	0	0	0	0	0	0

National Health Mission, Assam

Fund allocated for State HQ Activities						
2024-25				2025-26		
Fresh approval				Fresh approval		
Measure of quantity/ Target	Quantity/ Target	Avr. Unit Cost (In lakh)	Fin. Allocation (Rs. in lakh)	Quantity/ Target	Avr. Unit Cost (In lakh)	Fin. Allocation (Rs. in lakh)
state	1	0.50	0.50	1	0.50	0.50
	7		38.16	7		38.16
			0.00			0.00
			6162.69			6068.55
In nos.			150.00			150.00
In nos.			250.00			290.00
In nos.			30.00			30.00
In nos.						
In nos.			0.00			0.00
In nos.			0.00			0.00
In nos.			0.00			0.00
In nos.			0.00			0.00

National Health Mission, Assam

Fund allocated for State HQ Activities						
2024-25				2025-26		
Fresh approval				Fresh approval		
Measure of quantity/ Target	Quantity/ Target	Avr. Unit Cost (In lakh)	Fin. Allocation (Rs. in lakh)	Quantity/ Target	Avr. Unit Cost (In lakh)	Fin. Allocation (Rs. in lakh)
In nos.			62.50			62.50
In nos.			75.00			75.00
In nos.			135.00			130.00
In nos.	1	20.00	20.00	1	20.00	20.00
In nos.	1	9.65	9.65	1	9.65	9.65
			732.15			767.15
per district	1	20.07	20.07	1	20.07	20.07
per district	1	1.25	1.25	1	1.25	1.25
State HQ			0.00	1	6.25	6.25
State HQ	1	51.00	51.00	1	59.50	59.50
State HQ	1	0.70	0.70	1	0.7	0.70
			0.00			0.00

National Health Mission, Assam

Fund allocated for State HQ Activities						
2024-25				2025-26		
Fresh approval				Fresh approval		
Measure of quantity/ Target	Quantity/ Target	Avr. Unit Cost (In lakh)	Fin. Allocation (Rs. in lakh)	Quantity/ Target	Avr. Unit Cost (In lakh)	Fin. Allocation (Rs. in lakh)
State HQ	1	27.56	27.56	1	27.46	27.46
State HQ	1	40.00	40.00	1	45.00	45.00
			0.00			0.00
State HQ	1	6.80	6.80	1	6.80	6.80
State HQ	1	12.15	12.15	1	12.15	12.15
State HQ	1	4.25	4.25	1	4.25	4.25
State HQ	1	20.00	20.00			
	10		183.78	10		183.43
	0	0.75	-	0	0.75	-
Per District	0	0.75	-	0	0.75	-

National Health Mission, Assam

Fund allocated for State HQ Activities						
2024-25				2025-26		
Fresh approval				Fresh approval		
Measure of quantity/ Target	Quantity/ Target	Avr. Unit Cost (In lakh)	Fin. Allocation (Rs. in lakh)	Quantity/ Target	Avr. Unit Cost (In lakh)	Fin. Allocation (Rs. in lakh)
	68	2.50	85.00	68	2.50	85.00
Per District	34	2.00	68.00	34	2.00	68.00
Per District	34	0.50	17.00	34	0.50	17.00
	68		85.00	68		85.00
Month wise	12	0.53	6.36	12	0.53	6.36
State HQ	1	25.50	25.50	1	25.50	25.50

National Health Mission, Assam

Fund allocated for State HQ Activities						
2024-25				2025-26		
Fresh approval				Fresh approval		
Measure of quantity/ Target	Quantity/ Target	Avr. Unit Cost (In lakh)	Fin. Allocation (Rs. in lakh)	Quantity/ Target	Avr. Unit Cost (In lakh)	Fin. Allocation (Rs. in lakh)
			0.00			0.00
State HQ	3400	0.00	3.40	3400	0.00	3.40
			0.00			0.00
State HQ	25000	0.0025	62.50	25000	0.0025	62.50
State HQ	25000	0.0025	62.50	25000	0.0025	62.50
State HQ	5	1.00	5.00	5	1.00	5.00
State HQ	2	3.525	7.05	2	3.525	7.05
State/District	34	0.25	8.5	34	0.25	8.5

National Health Mission, Assam

Fund allocated for State HQ Activities						
2024-25				2025-26		
Fresh approval				Fresh approval		
Measure of quantity/ Target	Quantity/ Target	Avr. Unit Cost (In lakh)	Fin. Allocation (Rs. in lakh)	Quantity/ Target	Avr. Unit Cost (In lakh)	Fin. Allocation (Rs. in lakh)
No. of survey	170	0.2	34	170	0.2	34
State HQ	1	1.50	1.50	1	2.00	2.00
	53625		216.31	53625		216.81
-	102	5.44	184.96	102	5.36	182.24
Per Unit	34	0.36	12.24	34	0.36	12.24
Per Unit	34	3.08	104.72	34	3.00	102.00
Per Unit	34	2.00	68.00	34	2.00	68.00
-	591	1.36	267.92	591	1.28	252.16
Per Unit	197	0.36	70.92	197	0.36	70.92
Per Unit	197	0.68	133.96	197	0.60	118.20
Per Unit	197	0.32	63.04	197	0.32	63.04

National Health Mission, Assam

Fund allocated for State HQ Activities						
2024-25				2025-26		
Fresh approval				Fresh approval		
Measure of quantity/ Target	Quantity/ Target	Avr. Unit Cost (In lakh)	Fin. Allocation (Rs. in lakh)	Quantity/ Target	Avr. Unit Cost (In lakh)	Fin. Allocation (Rs. in lakh)
Per Unit	15	2.94	44.11	34	2.53	85.88
-	1238	313.93	585.57	143	302.27	533.27
Per Unit	1	5.00	5.00	1	5.00	5.00
Per Unit	1	3.00	3.00	1	3.00	3.00
Per Unit	1	2.00	2.00	1	2.00	2.00
Per Unit	1	81.79	81.79	1	94.66	94.66
Per Unit	1	23.48	23.48	1	21.61	21.61
Per Unit	1	20.00	20.00	1	20.00	20.00

National Health Mission, Assam

Fund allocated for State HQ Activities						
2024-25				2025-26		
Fresh approval				Fresh approval		
Measure of quantity/ Target	Quantity/ Target	Avr. Unit Cost (In lakh)	Fin. Allocation (Rs. in lakh)	Quantity/ Target	Avr. Unit Cost (In lakh)	Fin. Allocation (Rs. in lakh)
Per Unit	34	2.00	68.00	34	2.00	68.00
Per Unit	34	1.00	34.00	34	1.00	34.00
Per Unit	34	1.00	34.00	34	1.00	34.00
Per Unit	0	-	-	0	-	-
Per Unit	1	149.00	149.00	1	149.00	149.00
Per Unit	1010	0.08	80.80	0	-	-
Per Unit	100	0.08	8.00	0	-	-
Per Unit	1	22.50	22.50	0	-	-
Per Unit	18	3.00	54.00	34	3.00	102.00
Per Unit	0	-	-	0	-	-
Per Unit	0	-	-	0	-	-

National Health Mission, Assam

Fund allocated for State HQ Activities						
2024-25				2025-26		
Fresh approval				Fresh approval		
Measure of quantity/ Target	Quantity/ Target	Avr. Unit Cost (In lakh)	Fin. Allocation (Rs. in lakh)	Quantity/ Target	Avr. Unit Cost (In lakh)	Fin. Allocation (Rs. in lakh)
	1946		1,082.56	870		1,053.55
			2,181.88			2,277.09
Per Session / Per Hemo Dialysis Centre	45000	0.004	181.418	45000	0.004	181.418
Per Unit	1	1.000	1.000	1	1.000	1.000
Per Session / Per Hemo Dialysis Centre	108000	0.0185135	1,999.458	108000	0.0193951	2,094.671
Per Unit	1800	0.075	135.00	1800	0.075	135.00
			2,316.88			2,412.09

National Health Mission, Assam

Fund allocated for State HQ Activities						
2024-25				2025-26		
Fresh approval				Fresh approval		
Measure of quantity/ Target	Quantity/ Target	Avr. Unit Cost (In lakh)	Fin. Allocation (Rs. in lakh)	Quantity/ Target	Avr. Unit Cost (In lakh)	Fin. Allocation (Rs. in lakh)
No of IEC materials	5386	0.008	40.500	5420	0.008	42.540
Per District/State	35	0.344	12.040	35	0.344	12.040
No of VHNSC	0	0.000	0.000	0	0.000	0.000
No. Of Batch	1	0.250	0.250	1	0.250	0.250

National Health Mission, Assam

Fund allocated for State HQ Activities						
2024-25				2025-26		
Fresh approval				Fresh approval		
Measure of quantity/ Target	Quantity/ Target	Avr. Unit Cost (In lakh)	Fin. Allocation (Rs. in lakh)	Quantity/ Target	Avr. Unit Cost (In lakh)	Fin. Allocation (Rs. in lakh)
No. Of Batch	5	2.295	11.480	5	2.295	11.480
No. Of Batch	1	3.290	3.290	1	3.290	3.290
No of CHO	0	0.000	0.000	0	0.000	0.000
No of Batch	0	0.000	0.000	0	0.000	0.000

National Health Mission, Assam

Fund allocated for State HQ Activities						
2024-25				2025-26		
Fresh approval				Fresh approval		
Measure of quantity/ Target	Quantity/ Target	Avr. Unit Cost (In lakh)	Fin. Allocation (Rs. in lakh)	Quantity/ Target	Avr. Unit Cost (In lakh)	Fin. Allocation (Rs. in lakh)
Per HI	10	5.000	50.000	15	5.000	75.000
Per HI	10	1.375	13.750	10	1.375	13.750
Per HI	0	0.000	0.000	0	0.000	0.000
Per HI	0	0.000	0.000	0	0.000	0.000
Per HI	0	0.000	0.000	0	0.000	0.000

National Health Mission, Assam

Fund allocated for State HQ Activities						
2024-25				2025-26		
Fresh approval				Fresh approval		
Measure of quantity/ Target	Quantity/ Target	Avr. Unit Cost (In lakh)	Fin. Allocation (Rs. in lakh)	Quantity/ Target	Avr. Unit Cost (In lakh)	Fin. Allocation (Rs. in lakh)
Per HI	0	0.000	0.000	0	0.000	0.000
Per ambulance	0	0.000	0.000	0	0.000	0.000
Per RU	588	0.000	0.000	1176	0.000	0.000
Per RU	20	0.000	0.000	20	0.000	0.000
Per district	11	10.000	110.000	12	10.000	120.000
per district/state	0	0.000	0.000	0	0.000	0.000

National Health Mission, Assam

Fund allocated for State HQ Activities						
2024-25				2025-26		
Fresh approval				Fresh approval		
Measure of quantity/ Target	Quantity/ Target	Avr. Unit Cost (In lakh)	Fin. Allocation (Rs. in lakh)	Quantity/ Target	Avr. Unit Cost (In lakh)	Fin. Allocation (Rs. in lakh)
Pert Facility	330	0.000	0.000	340	0.000	0.000
Pert Facility	5	50.000	250.000	5	50.000	250.000
No of HF	340	0.100	34.000	340	0.100	34.000
per equipment	19	2.500	47.500	15	2.500	37.500
Per state & district	1	0.960	0.960	1	0.950	0.950
per workshop	2	4.250	8.500	2	4.250	8.500

National Health Mission, Assam

Fund allocated for State HQ Activities						
2024-25				2025-26		
Fresh approval				Fresh approval		
Measure of quantity/ Target	Quantity/ Target	Avr. Unit Cost (In lakh)	Fin. Allocation (Rs. in lakh)	Quantity/ Target	Avr. Unit Cost (In lakh)	Fin. Allocation (Rs. in lakh)
Per month	12	0.750	9.000	12	0.800	9.600
per conclave	1	7.500	7.500	1	8.000	8.000
Per District/State	1	25.000	25.000	0	0.000	0.000
	6778		623.77	7411		626.90
Health Institution	1	800000	8.00			0.00
Dental Chair and Equipment	1	7000000	70.00	1	4900000	49.00

National Health Mission, Assam

Fund allocated for State HQ Activities						
2024-25				2025-26		
Fresh approval				Fresh approval		
Measure of quantity/ Target	Quantity/ Target	Avr. Unit Cost (In lakh)	Fin. Allocation (Rs. in lakh)	Quantity/ Target	Avr. Unit Cost (In lakh)	Fin. Allocation (Rs. in lakh)
Health Institution	108	77780	84.00	108	77780	84.00
District	1	2200000	22.00	1	2200000	22.00
				1	1000000	10.00
Health Institution	1	1550000	15.50	1	1550000	15.50
Health Institution	1	630000	6.30	1	1260000	12.60
			205.80			193.10
Per Unit	34	1.00	34.00	34	1.00	34.00
Per Unit	34	0.59	20.10	34	0.59	20.10
	34	-	54.10	34	-	54.10

National Health Mission, Assam

Fund allocated for State HQ Activities						
2024-25				2025-26		
Fresh approval				Fresh approval		
Measure of quantity/ Target	Quantity/ Target	Avr. Unit Cost (In lakh)	Fin. Allocation (Rs. in lakh)	Quantity/ Target	Avr. Unit Cost (In lakh)	Fin. Allocation (Rs. in lakh)
Per year	1	13.1	13.1	1	13.1	13.1
Per year	1	1.72	1.72	1	1.72	1.72
Per year	1	1.3	1.3	1	1.3	1.3
Per year	1	3.5	3.5	1	3.5	3.5
Per year	1	0.5	0.5	1	0.5	0.5
	5		20.12	5		20.12
	20	0.15	3.50	71	0.15	10.75
	6	2.10	12.60	8	0.95	7.60

National Health Mission, Assam

Fund allocated for State HQ Activities						
2024-25				2025-26		
Fresh approval				Fresh approval		
Measure of quantity/ Target	Quantity/ Target	Avr. Unit Cost (In lakh)	Fin. Allocation (Rs. in lakh)	Quantity/ Target	Avr. Unit Cost (In lakh)	Fin. Allocation (Rs. in lakh)
	15	4.15	62.25	15	4.15	62.25
		0	0	0	0	0
			9.00			9.00
	1	10.00	10.00	1	10.00	10
	42		97.35	95		99.60
			5617.82			5711.84

National Health Mission, Assam

Fund allocated for State HQ Activities						
2024-25				2025-26		
Fresh approval				Fresh approval		
Measure of quantity/ Target	Quantity/ Target	Avr. Unit Cost (In lakh)	Fin. Allocation (Rs. in lakh)	Quantity/ Target	Avr. Unit Cost (In lakh)	Fin. Allocation (Rs. in lakh)
Training	2	1.6	3.21	2	2.32	4.65
Training for ANMs						

National Health Mission, Assam

Fund allocated for State HQ Activities						
2024-25				2025-26		
Fresh approval				Fresh approval		
Measure of quantity/ Target	Quantity/ Target	Avr. Unit Cost (In lakh)	Fin. Allocation (Rs. in lakh)	Quantity/ Target	Avr. Unit Cost (In lakh)	Fin. Allocation (Rs. in lakh)
Printing activities	5	2.062	10.310	5	2.192	10.960
ASHA routine incentives						
No. of ASHA	1280	0.0075	9.6	1280	0.0075	9.6
No. of ASHA	1280	0.0018	2.3	1280	0.0018	2.3
No. of ASHA	68	0.1	6.8	0	0	0

National Health Mission, Assam

Fund allocated for State HQ Activities						
2024-25				2025-26		
Fresh approval				Fresh approval		
Measure of quantity/ Target	Quantity/ Target	Avr. Unit Cost (In lakh)	Fin. Allocation (Rs. in lakh)	Quantity/ Target	Avr. Unit Cost (In lakh)	Fin. Allocation (Rs. in lakh)
No. of ANMs						
No. of camps						
No. of camps						
No of UHND sessions						

National Health Mission, Assam

Fund allocated for State HQ Activities						
2024-25				2025-26		
Fresh approval				Fresh approval		
Measure of quantity/ Target	Quantity/ Target	Avr. Unit Cost (In lakh)	Fin. Allocation (Rs. in lakh)	Quantity/ Target	Avr. Unit Cost (In lakh)	Fin. Allocation (Rs. in lakh)
No. of Training/ Meeting	1	1.476	1.476	1	1.476	1.476
	3		300	3		247.16

National Health Mission, Assam

Fund allocated for State HQ Activities						
2024-25				2025-26		
Fresh approval				Fresh approval		
Measure of quantity/ Target	Quantity/ Target	Avr. Unit Cost (In lakh)	Fin. Allocation (Rs. in lakh)	Quantity/ Target	Avr. Unit Cost (In lakh)	Fin. Allocation (Rs. in lakh)
No. of UPHCs	1	1.848	1.848	0	0.000	0.000
No. of Assessment	4	1.00	4	5	1.00	5.00
Incentive for UPHC	3	2.00	6	4	2.00	8.00
No. of UPHCs						
No. of UPHCs						
No. of Kayakalp awards	34	0.647	22.00	40	0.625	25.00

National Health Mission, Assam

Fund allocated for State HQ Activities						
2024-25				2025-26		
Fresh approval				Fresh approval		
Measure of quantity/ Target	Quantity/ Target	Avr. Unit Cost (In lakh)	Fin. Allocation (Rs. in lakh)	Quantity/ Target	Avr. Unit Cost (In lakh)	Fin. Allocation (Rs. in lakh)
No. of Staff	911		3700.76	911		4508.59
	0		20.000	0		20.000
	0		398.16	0		398.16
SPMU	1	4.80	4.80	1	4.80	4.80
No. of District	14	1.3071	18.30	14	1.3071	18.30
SPMU	1	3.00	3.00	1	3.00	3.00
No. of District	15	0.4133	6.20	15	0.4133	6.20
			0.0			0.0

National Health Mission, Assam

Fund allocated for State HQ Activities						
2024-25				2025-26		
Fresh approval				Fresh approval		
Measure of quantity/ Target	Quantity/ Target	Avr. Unit Cost (In lakh)	Fin. Allocation (Rs. in lakh)	Quantity/ Target	Avr. Unit Cost (In lakh)	Fin. Allocation (Rs. in lakh)
No. of UPHCs						
No. of UPHCs						
No. of UCHCs						
No. of MAS						
	3623		4518.77	3562		5273.20

National Health Mission, Assam

1- Fund allocated to Baksa							2-Fund allocated to Barpeta						
2024-25				2025-26			2024-25				2025-26		
Fresh approval				Fresh approval			Fresh approval				Fresh approval		
Mesure of quantity/ Target	Quantity/ Target	Avr. Unit Cost (In lakh)	Fin. Allocation (Rs. in lakh)	Quantity/ Target	Avr. Unit Cost (In lakh)	Fin. Allocation (Rs. in lakh)	Mesure of quantity/ Target	Quantity/ Target	Avr. Unit Cost (In lakh)	Fin. Allocation (Rs. in lakh)	Quantity/ Target	Avr. Unit Cost (In lakh)	Fin. Allocation (Rs. in lakh)
0	4435	0	2.22	5173	0	2.59	0	7546	0	3.77	8802	0	4.40
No. of VHSND session	4435	0.00050	2.22	5173	0.0005	2.59	No. of VHSND session	7546	0.0005	3.77	8802	0.0005	4.40
			0.00			0.00				0.00			0.00
	0		0.00	0	0	0.00		0		0.00	0	0	0.00
	0	0	0.00	0	0.000	0.00	0	0	0	0.00	0	0	0.00
	0	0	0.00	0	0.000	0.00	0	0	0	0.00	0	0	0.00
	0	0	0.00	0	0.000	0.00	0	0	0	0.00	0	0	0.00
	4515	36.35	99.43	4515	33.83	96.91		28169	225.06	616.89	28169	209.39	601.22
No of Home Deliveries	6	0.005	0.03	6	0.005	0.03	No of Home Deliveries	173	0.005	0.87	173	0.005	0.87
No of Istitutional Deliveires (Rural)	4506	0.014	63.08	4506	0.014	63.08	No of Istitutional Deliveires (Rural)	27766	0.014	388.72	27766	0.014	388.72

National Health Mission, Assam

1- Fund allocated to Baksa							2-Fund allocated to Barpeta						
2024-25				2025-26			2024-25				2025-26		
Fresh approval				Fresh approval			Fresh approval				Fresh approval		
Mesure of quantity/ Target	Quantity/ Target	Avr. Unit Cost (In lakh)	Fin. Allocation (Rs. in lakh)	Quantity/ Target	Avr. Unit Cost (In lakh)	Fin. Allocation (Rs. in lakh)	Mesure of quantity/ Target	Quantity/ Target	Avr. Unit Cost (In lakh)	Fin. Allocation (Rs. in lakh)	Quantity/ Target	Avr. Unit Cost (In lakh)	Fin. Allocation (Rs. in lakh)
No of Istitutional Deliveires (Urban)	0	0.01	0.00	0	0.01	0.00	No of Istitutional Deliveires (Urban)	227	0.01	2.27	227	0.01	2.27
No of districts	1	0	0.00	1	0	0.00	No of districts	1	0	0.00	1	0	0.00
No of districts	1	33.800	33.80	1	33.800	33.80	No of districts	1	209.360	209.36	1	209.360	209.36
No of districts	1	2.52	2.52	1	0	0.00	No of districts	1	15.67	15.67	1	0	0.00
	32	72.75	72.93	34	49.04	49.24		182	399.67	400.82	190	223.63	224.84
No of districts	1	23.77	23.77	1	0	0.00	No of districts	1	178.21	178.21	1	0	0.00
No of complicated pregnancies	29	0.0065	0.19	31	0.0065	0.20	No of complicated pregnancies	179	0.0065	1.16	187	0.0065	1.22
No of districts	1	11.141	11.141	1	11.205	11.205	No of districts	1	114.621	114.621	1	116.797	116.797
No of districts	1	37.83	37.83	1	37.83	37.83	No of districts	1	106.83	106.83	1	106.83	106.83

National Health Mission, Assam

1- Fund allocated to Baksa							2-Fund allocated to Barpeta						
2024-25				2025-26			2024-25				2025-26		
Fresh approval				Fresh approval			Fresh approval				Fresh approval		
Mesure of quantity/ Target	Quantity/ Target	Avr. Unit Cost (In lakh)	Fin. Allocation (Rs. in lakh)	Quantity/ Target	Avr. Unit Cost (In lakh)	Fin. Allocation (Rs. in lakh)	Mesure of quantity/ Target	Quantity/ Target	Avr. Unit Cost (In lakh)	Fin. Allocation (Rs. in lakh)	Quantity/ Target	Avr. Unit Cost (In lakh)	Fin. Allocation (Rs. in lakh)
	5633	0.01	39.43	5633	0.01	39.431		34991	0.01	244.94	34991	0.01	244.937
No of Institutional Deliveries	5633	0.007	39.43	5633	0.007	39.43	No of Institutional Deliveries	34991	0.007	244.94	34991	0.007	244.94
	1	2.39	2.39	1	2.49	2.49		1	4.23	4.23	1	4.39	4.39
No of districts	1	2.39	2.39	1	2.49	2.49	No of districts	1	4.23	4.23	1	4.39	4.39
	14		0.29	14		0.29		12		0.27	12		0.27
			0.00			0.00				0.00			0.00
No of districts	1	0.12	0.12	1	0.12	0.12	No of districts	1	0.12	0.12	1	0.12	0.12
No of blocks	6	0.02	0.12	6	0.02	0.12	No of blocks	5	0.02	0.10	5	0.02	0.10
No of districts	1	0.05	0.05	1	0.05	0.05	No of districts	1	0.05	0.05	1	0.05	0.05
No of blocks	6	0	0.00	6	0	0.00	No of blocks	5	0	0.00	5	0	0.00
	0	0	0.00	0	0.00	0.00		0	0	0.00	0	0.00	0.00
No of regional institute	0	0	0.00	0	0	0.00	No of regional institute	0	0	0.00	0	0	0.00

National Health Mission, Assam

1- Fund allocated to Baksa							2-Fund allocated to Barpeta						
2024-25				2025-26			2024-25				2025-26		
Fresh approval				Fresh approval			Fresh approval				Fresh approval		
Measure of quantity/ Target	Quantity/ Target	Avr. Unit Cost (In lakh)	Fin. Allocation (Rs. in lakh)	Quantity/ Target	Avr. Unit Cost (In lakh)	Fin. Allocation (Rs. in lakh)	Measure of quantity/ Target	Quantity/ Target	Avr. Unit Cost (In lakh)	Fin. Allocation (Rs. in lakh)	Quantity/ Target	Avr. Unit Cost (In lakh)	Fin. Allocation (Rs. in lakh)
No of ME	0	0	0.00	0	0	0.00	No of ME	0	0	0.00	0	0	0.00
No of NPM	0	0	0.00	0	0	0.00	No of NPM	0	0	0.00	0	0	0.00
	6		0.21	6		0.21		20		0.57	20		0.57
no of activities	1	0.2	0.20	1	0.200	0.20	no of activities	1	1	0.53	1	1	0.53
no of claims	5	0.002	0.01	5	0.002	0.01	no of claims	19	0	0.04	19	0	0.04
			0.00			0.00				0.00			0.00
			0.00			0.00				0.00			0.00
	1248		5.30	1300		5.38		1893		4.87	1906		10.89
No of cases	1242	0.0015	1.86	1294	0.0015	1.94	No of cases	1888	0.0015	2.83	1900	0.0015	2.85
	0	0	0.00	0	0	0.00		0	0	0.00	0	0	0.00
	0	0	0.00	0	0	0.00		0	0	0.00	0	0	0.00
	0	0	0.00	0	0	0.00		0	0	0.00	0	0	0.00
	0	0	0.00	0	0	0.00		0	0	0.00	0	0	0.00
No of batch	2	1.396	2.79	2	1.396	2.79	No of batch	1	1.396	1.40	1	1.396	1.40
No of batch	1	0.5016	0.50	1	0.502	0.50	No of batch	1	1	0.50	1	1	0.50

National Health Mission, Assam

1- Fund allocated to Baksa							2-Fund allocated to Barpeta						
2024-25				2025-26			2024-25				2025-26		
Fresh approval				Fresh approval			Fresh approval				Fresh approval		
Mesure of quantity/ Target	Quantity/ Target	Avr. Unit Cost (In lakh)	Fin. Allocation (Rs. in lakh)	Quantity/ Target	Avr. Unit Cost (In lakh)	Fin. Allocation (Rs. in lakh)	Mesure of quantity/ Target	Quantity/ Target	Avr. Unit Cost (In lakh)	Fin. Allocation (Rs. in lakh)	Quantity/ Target	Avr. Unit Cost (In lakh)	Fin. Allocation (Rs. in lakh)
0	0	0	0.00	0	0	0.00	0	0	0	0.00	0	0	0.00
No of meeting	1	0.072	0.07	1	0.072	0.07	No of meeting	1	0.072	0.07	1	0	0.07
No of meeting	2	0.0355	0.07	2	0.036	0.07	No of meeting	2	0	0.07	2	0	0.07
			0.00			0.00				0.00			0.00
0	0	0	0.00	0	0	0.00	0	0	0	0.00	0	0	0.00
0	0	0	0.00	0	0	0.00	0	0	0	0.00	0	0	0.00
0	0	0	0.00	0	0	0.00	0	0	0	0.00	0	0	0.00
0	0	0	0.00	0	0	0.00	0	0	0	0.00	0	0	0.00
0	0	0	0.00	0	0	0.00	0	0	0	0.00	0	0	0.00
0	0	0	0.00	0	0	0.00	No of facility	0	0	0.00	1	6	6.00
0	0	0	0.00	0	0	0.00	0	0	0	0.00	0	0	0.00
0	0	0.00	0.00	0	0.000	0.00	0	0	0.00	0.00	0	0.00	0.00
0	0	0.00	0.00	0	0.000	0.00	0	0	0.00	0.00	0	0.00	0.00

National Health Mission, Assam

1- Fund allocated to Baksa							2-Fund allocated to Barpeta						
2024-25				2025-26			2024-25				2025-26		
Fresh approval				Fresh approval			Fresh approval				Fresh approval		
Measure of quantity/ Target	Quantity/ Target	Avr. Unit Cost (In lakh)	Fin. Allocation (Rs. in lakh)	Quantity/ Target	Avr. Unit Cost (In lakh)	Fin. Allocation (Rs. in lakh)	Measure of quantity/ Target	Quantity/ Target	Avr. Unit Cost (In lakh)	Fin. Allocation (Rs. in lakh)	Quantity/ Target	Avr. Unit Cost (In lakh)	Fin. Allocation (Rs. in lakh)
	0	0.00	0.00	0	0.00	0.00	0	0	0.00	0.00	0	0.00	0.00
	0	0.00	0.00	0	0.00	0.00	0	0	0.00	0.00	0	0.00	0.00
	0	0.00	0.00	0	0.00	0.00	0	0	0.00	0.00	0	0.00	0.00
			0.00			0.00				0.00			0.00
	0	0.00	0.00	0	0.00	0.00	0	0	0.00	0.00	0	0.00	0.00
	0	0.00	0.00	0	0.00	0.00	0	0	0.00	0.00	0	0.00	0.00
	6		0.12	6		0.12		24		0.48	24		0.48
no of visits	6	0.02	0.12	6	0.02	0.12	no of visit	24	0.02	0.48	24	0.02	0.48
	0	0.00	0.00	0	0.00	0.00	0	0	0.00	0.00	0	0.00	0.00
	267		6.41	267		6.41		570		13.68	570		13.68
No of ANMs	267	0.024	6.41	267	0.024	6.41	No of ANMs	570	0	13.68	570	0	13.68
			0.00			0.00				0.00			0.00

National Health Mission, Assam

1- Fund allocated to Baksa							2-Fund allocated to Barpeta						
2024-25				2025-26			2024-25				2025-26		
Fresh approval				Fresh approval			Fresh approval				Fresh approval		
Measure of quantity/ Target	Quantity/ Target	Avr. Unit Cost (In lakh)	Fin. Allocation (Rs. in lakh)	Quantity/ Target	Avr. Unit Cost (In lakh)	Fin. Allocation (Rs. in lakh)	Measure of quantity/ Target	Quantity/ Target	Avr. Unit Cost (In lakh)	Fin. Allocation (Rs. in lakh)	Quantity/ Target	Avr. Unit Cost (In lakh)	Fin. Allocation (Rs. in lakh)
	13656		35.27	14298		35.67		27284		119.24	28444		121.50
			0.00			0.00				0.00			0.00
no of claims	12792	0.0015	19.19	13431	0.002	20.15	no of claims	22803	0	34.20	23943	0	35.91
no of claims	739	0.001	0.74	739	0.001	0.74	no of claims	3784	0	3.78	3784	0	3.78
			0.00			0.00				0.00			0.00
	0	0	0.00	0	0.00	0.00		0	0	0.00	0.00	0	0.00
			0.00			0.00				0.00			0.00
			0.00			0.00				0.00			0.00
			0.00			0.00				0.00			0.00
			0.00			0.00				0.00			0.00
			0.00			0.00				0.00			0.00
			0.00			0.00				0.00			0.00
	0	0	0.00	0	0.00	0.00		0	0	0.00	0.00	0	0.00
			0.00			0.00				0.00			0.00
no of activities	8	0.93875	7.51	8	0.93875	7.51	no of activities	9	7	65.20	9	7	65.20

National Health Mission, Assam

1- Fund allocated to Baksa							2-Fund allocated to Barpeta						
2024-25				2025-26			2024-25				2025-26		
Fresh approval				Fresh approval			Fresh approval				Fresh approval		
Measure of quantity/ Target	Quantity/ Target	Avr. Unit Cost (In lakh)	Fin. Allocation (Rs. in lakh)	Quantity/ Target	Avr. Unit Cost (In lakh)	Fin. Allocation (Rs. in lakh)	Measure of quantity/ Target	Quantity/ Target	Avr. Unit Cost (In lakh)	Fin. Allocation (Rs. in lakh)	Quantity/ Target	Avr. Unit Cost (In lakh)	Fin. Allocation (Rs. in lakh)
0	0	0	0.00	0	0	0.00	0	0	0	0.00	0	0	0.00
No of batch	3	1.65	4.95	3	1.650	4.95	No of batch	4	1.65	6.60	5	1.65	8.25
0	0	0	0.00	0	0	0.00	0	0	0	0.00	0	0	0.00
No of batch	1	0.2904	0.29	1	0.2904	0.29	No of batch	1	0.2904	0.29	1	0.2904	0.29
No of batch	1	0.3564	0.36	1	0.3564	0.36	No of batch	1	0.3564	0.36	1	0.3564	0.36
0	0	0	0.00	0	0.000	0.00	No of batch	2	1.9415	3.88	2	1.9415	3.88
No of batch	2	0.6963	1.39	2	0.6963	1.39	No of batch	3	0.6963	2.09	3	0.6963	2.09
			0.00			0.00				0.00			0.00
			0.00			0.00				0.00			0.00
			0.00			0.00				0.00			0.00
			0.00			0.00				0.00			0.00
			0.00			0.00				0.00			0.00
			0.00			0.00				0.00			0.00
no of cases	109	0.0025	0.27	113	0.003	0.28	no of cases	675	0	1.69	696	0.0025	1.74

National Health Mission, Assam

1- Fund allocated to Baksa							2-Fund allocated to Barpeta						
2024-25				2025-26			2024-25				2025-26		
Fresh approval				Fresh approval			Fresh approval				Fresh approval		
Measure of quantity/ Target	Quantity/ Target	Avr. Unit Cost (In lakh)	Fin. Allocation (Rs. in lakh)	Quantity/ Target	Avr. Unit Cost (In lakh)	Fin. Allocation (Rs. in lakh)	Measure of quantity/ Target	Quantity/ Target	Avr. Unit Cost (In lakh)	Fin. Allocation (Rs. in lakh)	Quantity/ Target	Avr. Unit Cost (In lakh)	Fin. Allocation (Rs. in lakh)
no of waiting home	1	0.576	0.58	0	0.000	0.00	no of waiting home	2	1	1.15	0	0	0.00
0	0	0	0.00	0	0.000	0.00	0	0	0	0.00	0	0	0.00
	92		11.51	42		4.71		0		0.00	0		0.00
			0.00			0.00				0.00			0.00
no of camps	42	0.1122	4.71	42	0.112	4.71				0.00			0.00
			0.00			0.00				0.00			0.00
			0.00			0.00				0.00			0.00
			0.00			0.00				0.00			0.00
0	0	0.00	0.00	0	0.00	0.00	0	0	0.00	0.00	0	0.00	0.00
0	50	0.14	6.80	0	0.00	0.00	0	0	0.00	0.00	0	0.00	0.00
			275.52			243.44				1409.77			1227.18

National Health Mission, Assam

1- Fund allocated to Baksa							2-Fund allocated to Barpeta						
2024-25				2025-26			2024-25				2025-26		
Fresh approval				Fresh approval			Fresh approval				Fresh approval		
Mesure of quantity/ Target	Quantity/ Target	Avr. Unit Cost (In lakh)	Fin. Allocation (Rs. in lakh)	Quantity/ Target	Avr. Unit Cost (In lakh)	Fin. Allocation (Rs. in lakh)	Mesure of quantity/ Target	Quantity/ Target	Avr. Unit Cost (In lakh)	Fin. Allocation (Rs. in lakh)	Quantity/ Target	Avr. Unit Cost (In lakh)	Fin. Allocation (Rs. in lakh)
Clinics	20	0.00375	0.075	20	0.00375	0.075	Clinics	100	0.00375	0.375	100	0.00375	0.375
Lumpsum	1	0.3	0.3	1	0.3	0.3	Lumpsum	1	0.3	0.3	1	0.3	0.3
Number	1	0.5	0.5	1	0.5	0.5	Number	1	0.5	0.5	1	0.5	0.5
							Lumpsum	1	0.5	0.5	0.000	0	0.000
	22		0.875	22		0.875		103		1.675	102		1.175
	58		52.56	44		51.35		48		43.50	37		42.81
12	12	4.20	50.40	12	4.2	50.40	10	10	4.2	42.00	10	4.2	42.00
12	12	0.036	0.432	12	0.036	0.432	10	10	0.036	0.360	10	0.036	0.360
12	12	0.023	0.277			0.00	10	10	0.023	0.230			0.00
			0.00			0.00				0.00			0.00

National Health Mission, Assam

1- Fund allocated to Baksa							2-Fund allocated to Barpeta						
2024-25				2025-26			2024-25				2025-26		
Fresh approval				Fresh approval			Fresh approval				Fresh approval		
Measure of quantity/ Target	Quantity/ Target	Avr. Unit Cost (In lakh)	Fin. Allocation (Rs. in lakh)	Quantity/ Target	Avr. Unit Cost (In lakh)	Fin. Allocation (Rs. in lakh)	Measure of quantity/ Target	Quantity/ Target	Avr. Unit Cost (In lakh)	Fin. Allocation (Rs. in lakh)	Quantity/ Target	Avr. Unit Cost (In lakh)	Fin. Allocation (Rs. in lakh)
2	2	0.463	0.93			0.00	1	1	0.463	0.46			0.00
			0.00			0.00				0.00			0.00
20	20	0.026	0.52	20	0.026	0.52	17	17	0.026	0.45	17	0.026	0.45
	63		2.660	64		3.497		121		3.540	123		4.253
0	0	0	0.00	0	0	0.00	0	0	0	0.00	0	0	0.00
50	50	0.010	0.50	50	0.010	0.50	110	110	0.010	1.10	110	0.010	1.10
1	1	0.96	0.96	1	1.440	1.44	1	1	1.440	1.44	1	1.440	1.44
			0.00			0.00				0.00			0.00
			0.00			0.00				0.00			0.00
0	0	0	0.00	1.000	0.357	0.36	0.000	0.000	0.000	0.00	2	0.357	0.71
			0.00			0.00				0.00			0.00

National Health Mission, Assam

1- Fund allocated to Baksa							2-Fund allocated to Barpeta						
2024-25				2025-26			2024-25				2025-26		
Fresh approval				Fresh approval			Fresh approval				Fresh approval		
Mesure of quantity/ Target	Quantity/ Target	Avr. Unit Cost (In lakh)	Fin. Allocation (Rs. in lakh)	Quantity/ Target	Avr. Unit Cost (In lakh)	Fin. Allocation (Rs. in lakh)	Mesure of quantity/ Target	Quantity/ Target	Avr. Unit Cost (In lakh)	Fin. Allocation (Rs. in lakh)	Quantity/ Target	Avr. Unit Cost (In lakh)	Fin. Allocation (Rs. in lakh)
			0.00			0.00				0.00			0.00
			0.00			0.00				0.00			0.00
12	12	0.100	1.20	12	0.100	1.20	10	10	0.100	1.00	10	0.100	1.00
	121		55.22	108		54.85		169		47.04	160		47.06
	#####	30.055	56.655	10857.665	29.052	56.184		24676.879	65.045	126.724	25170.337	63.178	126.092
Nos	10641	0.0025	26.602	10854	0.0025	27.134	Nos	24673	0.0025	61.682	25166	0.0025	62.916
Nos							Nos						
Nos							Nos						
Nos	1	27.42	27.416	1	27.85	27.850	Nos	1	57.31	57.313	1	58.32	58.320
Nos							Nos						

National Health Mission, Assam

1- Fund allocated to Baksa							2-Fund allocated to Barpeta						
2024-25				2025-26			2024-25				2025-26		
Fresh approval				Fresh approval			Fresh approval				Fresh approval		
Measure of quantity/ Target	Quantity/ Target	Avr. Unit Cost (In lakh)	Fin. Allocation (Rs. in lakh)	Quantity/ Target	Avr. Unit Cost (In lakh)	Fin. Allocation (Rs. in lakh)	Measure of quantity/ Target	Quantity/ Target	Avr. Unit Cost (In lakh)	Fin. Allocation (Rs. in lakh)	Quantity/ Target	Avr. Unit Cost (In lakh)	Fin. Allocation (Rs. in lakh)
Nos	1	0.83	0.830	1	0.83	0.830	Nos	1	1.11	1.110	1	1.11	1.110
Nos							Nos						
Nos	1	0.362	0.362	1	0.369	0.369	Nos	1	0.839	0.839	1	0.856	0.856
Nos	1	1.445	1.445	1	0	0.000	Nos	1	5.78	5.780	1	2.89	2.890
Nos							Nos						
Nos							Nos						
	66	7.8252	13.119	65	6.6712	12.115		80	20.150698	45.037	79	20.0007	45.077
Nos	2	1.5	3.000	2.000	1.5	3.000	Nos	3.000	6.67	20.000	3.000	6.66667	20.000
Nos	5	0.264	1.320	5	0.26	1.320	Nos	6	0.265	1.590	6	0.27	1.590
Nos	50	0.05	2.590	50	0.05	2.590	Nos	51	0.05	2.640	51	0.05	2.640
Nos	2	0.20	0.400	2	0.35	0.700	Nos	3	0.27	0.800	3	0.37	1.100
Nos							Nos						

National Health Mission, Assam

1- Fund allocated to Baksa							2-Fund allocated to Barpeta						
2024-25				2025-26			2024-25				2025-26		
Fresh approval				Fresh approval			Fresh approval				Fresh approval		
Measure of quantity/ Target	Quantity/ Target	Avr. Unit Cost (In lakh)	Fin. Allocation (Rs. in lakh)	Quantity/ Target	Avr. Unit Cost (In lakh)	Fin. Allocation (Rs. in lakh)	Measure of quantity/ Target	Quantity/ Target	Avr. Unit Cost (In lakh)	Fin. Allocation (Rs. in lakh)	Quantity/ Target	Avr. Unit Cost (In lakh)	Fin. Allocation (Rs. in lakh)
Nos							Nos						
Nos							Nos						
Nos							Nos						
Nos							Nos						
Nos of Batches	1	1.416	1.416	1	1.416	1.416	Nos of Batches	1	1.416	1.416	1	1.416	1.416
Nos of Batches	1	1.328	1.328	1	1.328	1.328	Nos of Batches	2	1.318	2.656	2	1.328	2.656

National Health Mission, Assam

1- Fund allocated to Baksa							2-Fund allocated to Barpeta						
2024-25				2025-26			2024-25				2025-26		
Fresh approval				Fresh approval			Fresh approval				Fresh approval		
Measure of quantity/ Target	Quantity/ Target	Avr. Unit Cost (In lakh)	Fin. Allocation (Rs. in lakh)	Quantity/ Target	Avr. Unit Cost (In lakh)	Fin. Allocation (Rs. in lakh)	Measure of quantity/ Target	Quantity/ Target	Avr. Unit Cost (In lakh)	Fin. Allocation (Rs. in lakh)	Quantity/ Target	Avr. Unit Cost (In lakh)	Fin. Allocation (Rs. in lakh)
Nos of Batches	1	1.304	1.304	0	0	0.000	Nos of Batches	1	1.304	1.304	1	1.304	1.304
Nos of Batches							Nos of Batches	1.000	3	3.314	1.000	4	3.554
Nos of Batches							Nos of Batches	3	2.694	8.082	3	2.694	8.082
Nos of Batches							Nos of Batches						
Nos of Batches							Nos of Batches						
Nos of Batches							Nos of Batches						
Nos							Nos						
Nos							Nos						
Nos	1	1.0304	1.030	1	1.0304	1.030	Nos	1	1.7116	1.712	1	1.7116	1.712
Nos							Nos						
Nos	1	0.2	0.200	1	0.2	0.200	Nos	2.000	0.20	0.400	2.000	0.20	0.400
Nos	1	0.15	0.150	1	0.15	0.150	Nos	4	0.06	0.240	4	0.06	0.240

National Health Mission, Assam

1- Fund allocated to Baksa							2-Fund allocated to Barpeta						
2024-25			2025-26				2024-25				2025-26		
Fresh approval			Fresh approval				Fresh approval				Fresh approval		
Mesure of quantity/ Target	Quantity/ Target	Avr. Unit Cost (In lakh)	Fin. Allocation (Rs. in lakh)	Quantity/ Target	Avr. Unit Cost (In lakh)	Fin. Allocation (Rs. in lakh)	Mesure of quantity/ Target	Quantity/ Target	Avr. Unit Cost (In lakh)	Fin. Allocation (Rs. in lakh)	Quantity/ Target	Avr. Unit Cost (In lakh)	Fin. Allocation (Rs. in lakh)
	1	0.1	0.980	1	0.9862	0.986		1	1.6518	1.652	1	1.6518	1.652
	2	11.496	11.496	2	11.125	11.125		4	16.595	20.095	4	16.224	19.724
Nos	1	1	1.000	1	1	1.000	Nos	2	3.5	7.000	2	3.5	7.000
Nos							Nos						
Nos							Nos						
Nos	1	10.496	10.496	1	10.125	10.125	Nos	1	10.496	10.496	1	10.125	10.125
Nos							Nos	1.000	2.599	2.599	1.000	2.599	2.599
	1	1.6	1.600	1	1.6	1.600		1	45	45.000	1	45	45.000

National Health Mission, Assam

1- Fund allocated to Baksa							2-Fund allocated to Barpeta						
2024-25				2025-26			2024-25				2025-26		
Fresh approval				Fresh approval			Fresh approval				Fresh approval		
Mesure of quantity/ Target	Quantity/ Target	Avr. Unit Cost (In lakh)	Fin. Allocation (Rs. in lakh)	Quantity/ Target	Avr. Unit Cost (In lakh)	Fin. Allocation (Rs. in lakh)	Mesure of quantity/ Target	Quantity/ Target	Avr. Unit Cost (In lakh)	Fin. Allocation (Rs. in lakh)	Quantity/ Target	Avr. Unit Cost (In lakh)	Fin. Allocation (Rs. in lakh)
Nos	1	1.6	1.600	1	1.60	1.600	Nos	1	45	45.000	1	45	45.000
	1	0.51	0.510	1	0.89	0.885		1	9.688	9.688	1	10.07	10.063
Nos	1	0.51	0.510	1	0.890	0.885	Nos	1	9.688	9.688	1	10.070	10.063
	0	0	0.000	0	0	0.000		0	0	0.000	0	0	0.000
Nos							Nos						
	0	0	0	0	0	0		0	0	0	0	0	0
Nos							Nos						
	10732		91.344	10947		90.588		24780		256.309	25272		255.331
			89.90			89.91				184.72			184.61

National Health Mission, Assam

1- Fund allocated to Baksa							2-Fund allocated to Barpeta						
2024-25				2025-26			2024-25				2025-26		
Fresh approval				Fresh approval			Fresh approval				Fresh approval		
Measure of quantity/ Target	Quantity/ Target	Avr. Unit Cost (In lakh)	Fin. Allocation (Rs. in lakh)	Quantity/ Target	Avr. Unit Cost (In lakh)	Fin. Allocation (Rs. in lakh)	Measure of quantity/ Target	Quantity/ Target	Avr. Unit Cost (In lakh)	Fin. Allocation (Rs. in lakh)	Quantity/ Target	Avr. Unit Cost (In lakh)	Fin. Allocation (Rs. in lakh)
No. of DVS+RVS	1	12000.000	0.120	1	#####	0.120	No. of DVS+RVS	2	12000.000	0.240	2	#####	0.240
months	12	18000.000	2.160	12	#####	2.160	months	12	18000.000	2.160	12	#####	2.160
Urban Slum	86	625.000	0.540	86	625.000	0.540	Urban Slum	17	625.000	0.108	17	625.000	0.108
Underserved Session per Yr	16	2475.000	0.396	16	#####	0.396	Underserved Session per Yr	48	2475.000	1.188	48	2475.000	1.188
Expected Complete Imm, (upto 5 yrs)	15850	225.000	35.663	15851	225.000	35.664	Expected Complete Imm, (upto 5 yrs)	42065	225.000	94.646	42011	225.000	94.525

National Health Mission, Assam

1- Fund allocated to Baksa							2-Fund allocated to Barpeta						
2024-25				2025-26			2024-25				2025-26		
Fresh approval				Fresh approval			Fresh approval				Fresh approval		
Measure of quantity/ Target	Quantity/ Target	Avr. Unit Cost (In lakh)	Fin. Allocation (Rs. in lakh)	Quantity/ Target	Avr. Unit Cost (In lakh)	Fin. Allocation (Rs. in lakh)	Measure of quantity/ Target	Quantity/ Target	Avr. Unit Cost (In lakh)	Fin. Allocation (Rs. in lakh)	Quantity/ Target	Avr. Unit Cost (In lakh)	Fin. Allocation (Rs. in lakh)
No. of Batches	8	70934.000	6.023	8	#####	6.023	No. of Batches	15	70934.000	10.862	15	#####	10.861
BRIDGE Mtng Batch Number	23	18000.000	4.140	23	#####	4.140	BRIDGE Mtng Batch Number	32	18000.000	5.760	32	#####	5.760
RI/IMI Session Planned	295	900.000	2.652	295	900.000	2.652	RI/IMI Session Planned	390	900.000	3.508	390	900.000	3.508
Beneficiary Infant Target	15800	5.000	0.790	15800	5.000	0.790	Beneficiary Infant Target	42600	5.000	2.130	43000	4.993	2.147
Yearly No. of AVD (HtRA)	690	200.000	1.380	690	200.000	1.380	Yearly No. of AVD (HtRA)	2418	200.000	4.836	2417	200.000	4.834
Yearly No. of AVD for Very Hard to Reach Area	72	450.000	0.324	72	450.000	0.324	Yearly No. of AVD for Very Hard to Reach Area	1311	450.000	5.900	1311	450.000	5.900

National Health Mission, Assam

1- Fund allocated to Baksa							2-Fund allocated to Barpeta						
2024-25				2025-26			2024-25				2025-26		
Fresh approval				Fresh approval			Fresh approval				Fresh approval		
Measure of quantity/ Target	Quantity/ Target	Avr. Unit Cost (In lakh)	Fin. Allocation (Rs. in lakh)	Quantity/ Target	Avr. Unit Cost (In lakh)	Fin. Allocation (Rs. in lakh)	Measure of quantity/ Target	Quantity/ Target	Avr. Unit Cost (In lakh)	Fin. Allocation (Rs. in lakh)	Quantity/ Target	Avr. Unit Cost (In lakh)	Fin. Allocation (Rs. in lakh)
No. of Participants	27	600.000	0.160	27	600.000	0.160	No. of Participants	39	600.000	0.232	39	600.000	0.232
No. of Sub Centre & Plan. Unit	157	1200.000	1.884	157	#####	1.884	No. of Sub Centre & Plan. Unit	264	1200.000	3.168	264	1200.000	3.168
No. of Supervisory Visits planned yearly	868	384.280	3.336	868	384.280	3.336	No. of Supervisory Visits planned yearly	1213	384.280	4.662	1213	384.280	4.662
No. of PHC	6	15333.000	0.920	6	#####	0.920	No. of PHC	8	11875.000	0.950	8	#####	0.950
			16.88			16.88				29.86			29.86
No. of Beneficiary	143700	11.743	16.88	143700	11.743	16.875	No. of Beneficiary	307373	9.715	29.861	307373	9.715	29.861
	13		1.874	13		1.874		13		1.874	13		1.874

National Health Mission, Assam

1- Fund allocated to Baksa							2-Fund allocated to Barpeta						
2024-25				2025-26			2024-25				2025-26		
Fresh approval				Fresh approval			Fresh approval				Fresh approval		
Mesure of quantity/ Target	Quantity/ Target	Avr. Unit Cost (In lakh)	Fin. Allocation (Rs. in lakh)	Quantity/ Target	Avr. Unit Cost (In lakh)	Fin. Allocation (Rs. in lakh)	Mesure of quantity/ Target	Quantity/ Target	Avr. Unit Cost (In lakh)	Fin. Allocation (Rs. in lakh)	Quantity/ Target	Avr. Unit Cost (In lakh)	Fin. Allocation (Rs. in lakh)
	3697		20.49	2678		22.79		6249		34.32	4613		37.58
0.000	1300	#DIV/0!	23.119	1390	#DIV/0!	24.904	0.000	4659	#DIV/0!	91.388	4882	#DIV/0!	96.782
Nos of Camp	22	0.150	3.300	23	0.150	3.450	Nos of Camp	35	0.150	5.250	37	0.150	5.550
Nos of Benif.	756	0.024	18.514	821	0.024	20.094		2735	0.030	81.415	2910	0.030	86.394
	522	0.002500	1.305	546	#####	1.360		1889	0.002500	4.723	1935	0.002500	4.838
		#DIV/0!			#DIV/0!				#DIV/0!			#DIV/0!	
		#DIV/0!			#DIV/0!				#DIV/0!			#DIV/0!	
		#DIV/0!			#DIV/0!				#DIV/0!			#DIV/0!	
		#DIV/0!			#DIV/0!				#DIV/0!			#DIV/0!	
		#DIV/0!			#DIV/0!				#DIV/0!			#DIV/0!	
		#DIV/0!			#DIV/0!				#DIV/0!			#DIV/0!	
		#DIV/0!			#DIV/0!				#DIV/0!			#DIV/0!	
		#DIV/0!			#DIV/0!				#DIV/0!			#DIV/0!	
		#DIV/0!			#DIV/0!				#DIV/0!			#DIV/0!	

National Health Mission, Assam

1- Fund allocated to Baksa							2-Fund allocated to Barpeta						
2024-25				2025-26			2024-25				2025-26		
Fresh approval				Fresh approval			Fresh approval				Fresh approval		
Mesure of quantity/ Target	Quantity/ Target	Avr. Unit Cost (In lakh)	Fin. Allocation (Rs. in lakh)	Quantity/ Target	Avr. Unit Cost (In lakh)	Fin. Allocation (Rs. in lakh)	Mesure of quantity/ Target	Quantity/ Target	Avr. Unit Cost (In lakh)	Fin. Allocation (Rs. in lakh)	Quantity/ Target	Avr. Unit Cost (In lakh)	Fin. Allocation (Rs. in lakh)
		#DIV/0!			#DIV/0!				#DIV/0!			#DIV/0!	
0.00	31	#DIV/0!	1.36	31	#DIV/0!	1.36	0.00	93	#DIV/0!	4.08	93	#DIV/0!	4.08
	1	0.160	0.160	1	0.160	0.160		3	0.160	0.480	3	0.160	0.480
	30	0.040	1.200	30	0.040	1.200		90	0.040	3.600	90	0.040	3.600
		#DIV/0!			#DIV/0!				#DIV/0!			#DIV/0!	
		#DIV/0!			#DIV/0!				#DIV/0!			#DIV/0!	
		#DIV/0!			#DIV/0!				#DIV/0!			#DIV/0!	
0.000	7328	#DIV/0!	12.978	7889	#DIV/0!	14.042	0.000	34185	#DIV/0!	61.220	36298	#DIV/0!	65.216
	11	0.050	0.550	12	0.050	0.600		20	0.050	1.000	24	0.050	1.200
	1604	0.0002	0.321	1670	0.0002	0.334		3123	0.0002	0.625	3254	0.0002	0.651
	2336	0.002	5.610	2453	0.002	5.890		14445	0.002	34.670	15166	0.002	36.400
	519	0.003	1.550	649	0.003	1.940		1073	0.003	3.220	1341	0.003	4.020
	2336	0.001	2.800	2453	0.001	2.940		14445	0.001	17.360	15166	0.001	18.200

National Health Mission, Assam

1- Fund allocated to Baksa							2-Fund allocated to Barpeta						
2024-25				2025-26			2024-25				2025-26		
Fresh approval				Fresh approval			Fresh approval				Fresh approval		
Mesure of quantity/ Target	Quantity/ Target	Avr. Unit Cost (In lakh)	Fin. Allocation (Rs. in lakh)	Quantity/ Target	Avr. Unit Cost (In lakh)	Fin. Allocation (Rs. in lakh)	Mesure of quantity/ Target	Quantity/ Target	Avr. Unit Cost (In lakh)	Fin. Allocation (Rs. in lakh)	Quantity/ Target	Avr. Unit Cost (In lakh)	Fin. Allocation (Rs. in lakh)
	519	0.002	0.780	649	0.001	0.970		1073	0.002	1.610	1341	0.001	2.010
		#DIV/0!			#DIV/0!				#DIV/0!			#DIV/0!	
		#DIV/0!			#DIV/0!				#DIV/0!			#DIV/0!	
	1	0.493	0.4925	1	0.493	0.4925		2	0.493	0.985	2	0.493	0.985
	2	0.438	0.875	2	0.438	0.875		4	0.438	1.750	4	0.438	1.750
		#DIV/0!			#DIV/0!				#DIV/0!			#DIV/0!	
		#DIV/0!			#DIV/0!				#DIV/0!			#DIV/0!	
		#DIV/0!			#DIV/0!				#DIV/0!			#DIV/0!	
		#DIV/0!			#DIV/0!				#DIV/0!			#DIV/0!	
0.000	7682	#DIV/0!	6.267	7752	#DIV/0!	6.307	0.000	9084	#DIV/0!	7.813	9164	#DIV/0!	7.893
	3840	0.000750	2.880	3875	#####	2.900		4540	0.000749	3.400	4580	0.000751	3.440
	3840	0.000750	2.880	3875	0.001	2.900		4540	0.001	3.400	4580	0.001	3.440
		#DIV/0!			#DIV/0!				#DIV/0!			#DIV/0!	

National Health Mission, Assam

1- Fund allocated to Baksa							2-Fund allocated to Barpeta						
2024-25				2025-26			2024-25				2025-26		
Fresh approval				Fresh approval			Fresh approval				Fresh approval		
Measure of quantity/ Target	Quantity/ Target	Avr. Unit Cost (In lakh)	Fin. Allocation (Rs. in lakh)	Quantity/ Target	Avr. Unit Cost (In lakh)	Fin. Allocation (Rs. in lakh)	Measure of quantity/ Target	Quantity/ Target	Avr. Unit Cost (In lakh)	Fin. Allocation (Rs. in lakh)	Quantity/ Target	Avr. Unit Cost (In lakh)	Fin. Allocation (Rs. in lakh)
	1	0.174	0.1735	1	0.174	0.174		2	0.174	0.347	2	0.174	0.347
	1	0.333	0.333	1	0.333	0.333		2	0.333	0.666	2	0.333	0.666
		#DIV/0!			#DIV/0!				#DIV/0!			#DIV/0!	
		#DIV/0!			#DIV/0!				#DIV/0!			#DIV/0!	
		#DIV/0!			#DIV/0!				#DIV/0!			#DIV/0!	
0.000	8635	#DIV/0!	29.314	8745	#DIV/0!	30.112	0.000	16524	#DIV/0!	61.442	16880	#DIV/0!	63.399
	1092	0.001	1.09	1147	0.001	1.15		2556	0.001	2.56	2684	0.001	2.68
	5500	0.001	5.500	5500	0.001	5.500		9800	0.001	9.800	9900	0.001	9.900
	950	0.005	4.560	950	0.005	4.560		1610	0.005	7.740	1610	0.005	7.740
	1092	0.013500	14.74200	1147	#####	15.485		2556	0.013500	34.506	2684	0.013500	36.235
	1	3.420	3.420	1	3.420	3.420		2	3.420	6.840	2	3.420	6.840
		#DIV/0!			#DIV/0!				#DIV/0!			#DIV/0!	
		#DIV/0!			#DIV/0!				#DIV/0!			#DIV/0!	
		#DIV/0!			#DIV/0!				#DIV/0!			#DIV/0!	
0.000	0	#DIV/0!	0.000	0	#DIV/0!	0.000	0.000	0	#DIV/0!	0.000	0	#DIV/0!	0.000

National Health Mission, Assam

1- Fund allocated to Baksa							2-Fund allocated to Barpeta						
2024-25				2025-26			2024-25				2025-26		
Fresh approval				Fresh approval			Fresh approval				Fresh approval		
Mesure of quantity/ Target	Quantity/ Target	Avr. Unit Cost (In lakh)	Fin. Allocation (Rs. in lakh)	Quantity/ Target	Avr. Unit Cost (In lakh)	Fin. Allocation (Rs. in lakh)	Mesure of quantity/ Target	Quantity/ Target	Avr. Unit Cost (In lakh)	Fin. Allocation (Rs. in lakh)	Quantity/ Target	Avr. Unit Cost (In lakh)	Fin. Allocation (Rs. in lakh)
		#DIV/0!			#DIV/0!				#DIV/0!			#DIV/0!	
0.000	2	0.637	0.637	2	0.637	0.637	0.000	4	0.637	1.274	4	0.637	1.274
	1	0.295	0.295	1	0.295	0.295		2	0.295	0.590	2	0.295	0.590
	1	0.342	0.342	1	0.342	0.342		2	0.342	0.684	2	0.342	0.684
0.000	338	0.107	2.531	338	0.107	2.531	0.000	564	0.107	3.936	564	0.107	3.936
	6	0.020	0.12	6	0.020	0.12		7	0.020	0.140	7	0.020	0.140
	6	0.015	0.090	6	0.015	0.090		7	0.015	0.105	7	0.015	0.105
	6	0.030	0.18	6	0.030	0.18		7	0.030	0.210	7	0.030	0.210
	6	0.030	0.18	6	0.030	0.18		7	0.030	0.210	7	0.030	0.210
	157	0.006439	1.011	157	0.006	1.011		268	0.006	1.649	268	0.01	1.649

National Health Mission, Assam

1- Fund allocated to Baksa							2-Fund allocated to Barpeta						
2024-25				2025-26			2024-25				2025-26		
Fresh approval				Fresh approval			Fresh approval				Fresh approval		
Mesure of quantity/ Target	Quantity/ Target	Avr. Unit Cost (In lakh)	Fin. Allocation (Rs. in lakh)	Quantity/ Target	Avr. Unit Cost (In lakh)	Fin. Allocation (Rs. in lakh)	Mesure of quantity/ Target	Quantity/ Target	Avr. Unit Cost (In lakh)	Fin. Allocation (Rs. in lakh)	Quantity/ Target	Avr. Unit Cost (In lakh)	Fin. Allocation (Rs. in lakh)
	157	0.006051	0.950	157	0.006	0.950		268	0.006	1.622	268	0.01	1.622
0.000	5621	#DIV/0!	32.524	5804	#DIV/0!	33.973	0.000	11355	#DIV/0!	70.834	11753	#DIV/0!	73.980
	50	0.005	0.250	50	0.005	0.250		82	0.005	0.410	82	0.005	0.410
	166	0.010	1.600	166	0.010	1.600		168	0.005	0.840	168	0.005	0.840
	4532	0.005	22.650	4985	0.005	24.920		8087	0.005	40.440	8896	0.005	44.480
	450	0.010	4.500	493	0.010	4.930		2300	0.010	23.000	2425	0.010	24.250
		#DIV/0!			#DIV/0!				#DIV/0!			#DIV/0!	
	1	0.165	0.165	1	0.165	0.165		2	0.165	0.330	2	0.165	0.330
		#DIV/0!	0.000		#DIV/0!				#DIV/0!			#DIV/0!	
		#DIV/0!			#DIV/0!				#DIV/0!			#DIV/0!	
		#DIV/0!			#DIV/0!				#DIV/0!			#DIV/0!	
		#DIV/0!			#DIV/0!				#DIV/0!			#DIV/0!	

National Health Mission, Assam

1- Fund allocated to Baksa							2-Fund allocated to Barpeta						
2024-25				2025-26			2024-25				2025-26		
Fresh approval				Fresh approval			Fresh approval				Fresh approval		
Mesure of quantity/ Target	Quantity/ Target	Avr. Unit Cost (In lakh)	Fin. Allocation (Rs. in lakh)	Quantity/ Target	Avr. Unit Cost (In lakh)	Fin. Allocation (Rs. in lakh)	Mesure of quantity/ Target	Quantity/ Target	Avr. Unit Cost (In lakh)	Fin. Allocation (Rs. in lakh)	Quantity/ Target	Avr. Unit Cost (In lakh)	Fin. Allocation (Rs. in lakh)
	4	0.025	0.100	4	0.025	0.100		8	0.025	0.200	8	0.025	0.200
		#DIV/0!			#DIV/0!				#DIV/0!			#DIV/0!	
		#DIV/0!			#DIV/0!				#DIV/0!			#DIV/0!	
	314	0.00400	1.256		#DIV/0!			536	0.00400	2.144		#DIV/0!	
		#DIV/0!			#DIV/0!				#DIV/0!			#DIV/0!	
		#DIV/0!			#DIV/0!				#DIV/0!			#DIV/0!	
	1	0.423	0.4225	1	0.423	0.4225		2	0.423	0.845	2	0.423	0.845
	100	0.005	0.500	101	0.005	0.505		165	0.005	0.825	165	0.005	0.825
	3	0.36000	1.080	3	0.36000	1.080		5	0.360	1.800	5	0.360	1.800
		#DIV/0!			#DIV/0!				#DIV/0!			#DIV/0!	
		#DIV/0!			#DIV/0!				#DIV/0!			#DIV/0!	
		#DIV/0!			#DIV/0!				#DIV/0!			#DIV/0!	
		#DIV/0!			#DIV/0!				#DIV/0!			#DIV/0!	
		#DIV/0!			#DIV/0!				#DIV/0!			#DIV/0!	

National Health Mission, Assam

1- Fund allocated to Baksa							2-Fund allocated to Barpeta						
2024-25				2025-26			2024-25				2025-26		
Fresh approval				Fresh approval			Fresh approval				Fresh approval		
Measure of quantity/ Target	Quantity/ Target	Avr. Unit Cost (In lakh)	Fin. Allocation (Rs. in lakh)	Quantity/ Target	Avr. Unit Cost (In lakh)	Fin. Allocation (Rs. in lakh)	Measure of quantity/ Target	Quantity/ Target	Avr. Unit Cost (In lakh)	Fin. Allocation (Rs. in lakh)	Quantity/ Target	Avr. Unit Cost (In lakh)	Fin. Allocation (Rs. in lakh)
			0	0	0	0	0	0	0	0	0	0	0
			0	0	0	0	0	0	0	0	0	0	0
			0	0	0	0	0	0	0	0	0	0	0
			0										
0	0	0	0	0	0	0	0	0	0	0	0	0	0
0.00	970.00	200.00	1.94	970.00	200.00	1.94	0.00	1803.00	200.00	3.61	1803.00	200.00	3.61
No of ASHA	970	200	1.94	970.000	200.000	1.94	No of ASHA	1803.000	200	3.606	1803.000	200	3.61
			0.00			0.00				0.00			0.00

National Health Mission, Assam

1- Fund allocated to Baksa							2-Fund allocated to Barpeta						
2024-25				2025-26			2024-25				2025-26		
Fresh approval				Fresh approval			Fresh approval				Fresh approval		
Mesure of quantity/ Target	Quantity/ Target	Avr. Unit Cost (In lakh)	Fin. Allocation (Rs. in lakh)	Quantity/ Target	Avr. Unit Cost (In lakh)	Fin. Allocation (Rs. in lakh)	Mesure of quantity/ Target	Quantity/ Target	Avr. Unit Cost (In lakh)	Fin. Allocation (Rs. in lakh)	Quantity/ Target	Avr. Unit Cost (In lakh)	Fin. Allocation (Rs. in lakh)
0.00	0.00	0.00	0.00	0.00	0.00	0.00	0.00	0.00	0.00	0.00	0.00	0.00	0.00
			0.000			0.000				0.0000			0.0000
0.00	970.00	400.00	3.88	970.00	400.00	3.88	0.00	1803.00	400.00	7.21	1803.00	400.00	7.21
			0.000			0				0.000			0.000
no of ASHA	970	400	3.880	970.000	400.000	3.88	NO OF ASHA	1803.000	400	7.212	1803.000	400.000	7.21
0.00	112789	88501.00	2.01	112789.00	#####	2.01	0.00	72712.00	152001.00	2.25	72712.00	#####	2.25
no of children	112788	1	1.13	112788	1	1.13	no of children	72711.000	1	0.73	72711.000	1	0.73
			0.00			0.00				0.00			0.00
			0.00			0.00				0.00			0.00

National Health Mission, Assam

1- Fund allocated to Baksa							2-Fund allocated to Barpeta						
2024-25				2025-26			2024-25				2025-26		
Fresh approval				Fresh approval			Fresh approval				Fresh approval		
Measure of quantity/ Target	Quantity/ Target	Avr. Unit Cost (In lakh)	Fin. Allocation (Rs. in lakh)	Quantity/ Target	Avr. Unit Cost (In lakh)	Fin. Allocation (Rs. in lakh)	Measure of quantity/ Target	Quantity/ Target	Avr. Unit Cost (In lakh)	Fin. Allocation (Rs. in lakh)	Quantity/ Target	Avr. Unit Cost (In lakh)	Fin. Allocation (Rs. in lakh)
			0.00			0.00				0.00			0.00
			0.00			0.00				0.00			0.00
no of district	1	88500	0.89	1	88500	0.89	no of district	1.000	152000	1.52	1.000	152000	1.52
	0	22000	0.22	1	22000	0.22	0	1	54000	0.54	1	54000	0.54
no of district	1	22000	0.22	1	22000	0.22	no of district	1.000	54000	0.54	1.000	54000	0.54
			25.421			27.413				41.151			45.4205
	0	0	0	0.000	0.000	0	Per month	1513	0	4.539	1513	0	4.539
	0	0	0	0.000	0.000	0	0.000	0.000	0	0.000	0.000	0	0.000
	0	0	0	0.000	0.000	0	0.000	0.000	0	0.000	0.000	0	0.000
	0	0	0	0.000	0.000	0	0.000	0.000	0	0.000	0.000	0	0.000

National Health Mission, Assam

1- Fund allocated to Baksa							2-Fund allocated to Barpeta						
2024-25				2025-26			2024-25				2025-26		
Fresh approval				Fresh approval			Fresh approval				Fresh approval		
Measure of quantity/ Target	Quantity/ Target	Avr. Unit Cost (In lakh)	Fin. Allocation (Rs. in lakh)	Quantity/ Target	Avr. Unit Cost (In lakh)	Fin. Allocation (Rs. in lakh)	Measure of quantity/ Target	Quantity/ Target	Avr. Unit Cost (In lakh)	Fin. Allocation (Rs. in lakh)	Quantity/ Target	Avr. Unit Cost (In lakh)	Fin. Allocation (Rs. in lakh)
Per District	1.00	0.25	0.25	1.00	0.25	0.25	Per District	1.000	0	0.250	1.000	0	0.250
Per District	1	0.25	0.25	1.000	0.250	0.25	Per District	1.000	0.25	0.25	1.00	0.25	0.25
0	0	0	0	0	0	0	0	0	0	0	0	0	0
Per DPHL	1	2	2	1.000	2.000	2	Per DPHL	1	2	2.00	1.000	2.000	2.00
0	0	0	0	0	0	0	Per Medical College	1.000	4	4.000	1.000	4	4.000
0	0	0	0	0	0	0	0	0	0	0	0	0	0
0	0	0	0	0	0	0	0	0	0	0	0	0	0

National Health Mission, Assam

1- Fund allocated to Baksa							2-Fund allocated to Barpeta						
2024-25				2025-26			2024-25				2025-26		
Fresh approval				Fresh approval			Fresh approval				Fresh approval		
Measure of quantity/ Target	Quantity/ Target	Avr. Unit Cost (In lakh)	Fin. Allocation (Rs. in lakh)	Quantity/ Target	Avr. Unit Cost (In lakh)	Fin. Allocation (Rs. in lakh)	Measure of quantity/ Target	Quantity/ Target	Avr. Unit Cost (In lakh)	Fin. Allocation (Rs. in lakh)	Quantity/ Target	Avr. Unit Cost (In lakh)	Fin. Allocation (Rs. in lakh)
0	0	0	0	0	0	0	0	0	0	0	0	0	0
0	0	0	0	0	0	0	0	0	0	0	0	0	0
Per District	2	0.03	0.06	2.000	0.030	0.06	Per District	2	0.0300	0.0600	2	0.0300	0.0600
0	0	0	0	0	0	0	0	0	0	0	0	0	0
per Block	4	0.36	1.440	4.000	0.360	1.44	per block	3	0.36	1.080	3	0.360	1.080
Per District	1	0.96	0.96	1.000	0.960	0.96	Per District	2.000	0.78	1.560	2.000	1	1.560
0	0	0	0	0	0	0	0	0	0	0	0	0	0
0	17	4.305	6.12	15	4.3545	6.219	0	19	9.5375	12.63	18	9.58	12.9225

National Health Mission, Assam

1- Fund allocated to Baksa							2-Fund allocated to Barpeta						
2024-25				2025-26			2024-25				2025-26		
Fresh approval				Fresh approval			Fresh approval				Fresh approval		
Measure of quantity/ Target	Quantity/ Target	Avr. Unit Cost (In lakh)	Fin. Allocation (Rs. in lakh)	Quantity/ Target	Avr. Unit Cost (In lakh)	Fin. Allocation (Rs. in lakh)	Measure of quantity/ Target	Quantity/ Target	Avr. Unit Cost (In lakh)	Fin. Allocation (Rs. in lakh)	Quantity/ Target	Avr. Unit Cost (In lakh)	Fin. Allocatio n (Rs. in lakh)
No. of MTS	4	0.02	0.08	4	0.02	0.08	No. of MTS	4	0.02	0.08	4	0.02	0.08
No. of Vehicle	1	0.60	0.60	1	0.65	0.65	No. of Vehicle	1	0.60	0.60	1	0.65	0.65
Month wise	12	0.10	1.20	12	0.10	1.20	Month wise	12	0.10	1.20	12	0.10	1.20
			18.0454			18.381				21.19755			21.498
case wise	10	0.003	0.03	10	0.003	0.03	case wise	12	0.003	0.04	12	0.003	0.04
Operationa l cost wise	7	0.375	2.625	7	0.375	2.625	Operationa l cost wise	5	0.375	1.875	5	0.375	1.875
In litres	300	0.0061	1.83	300	0.0061	1.83	In litres	200	0.0061	1.22	200	0.0061	1.22
Batchwise	2	0.35	0.70	2	0.35	0.70	Batchwise	2	0.35	0.70	2	0.35	0.70

National Health Mission, Assam

1- Fund allocated to Baksa							2-Fund allocated to Barpeta						
2024-25				2025-26			2024-25				2025-26		
Fresh approval				Fresh approval			Fresh approval				Fresh approval		
Measure of quantity/ Target	Quantity/ Target	Avr. Unit Cost (In lakh)	Fin. Allocation (Rs. in lakh)	Quantity/ Target	Avr. Unit Cost (In lakh)	Fin. Allocation (Rs. in lakh)	Measure of quantity/ Target	Quantity/ Target	Avr. Unit Cost (In lakh)	Fin. Allocation (Rs. in lakh)	Quantity/ Target	Avr. Unit Cost (In lakh)	Fin. Allocation (Rs. in lakh)
Districtwise	1	1.50	1.50	1	1.50	1.50	Districtwise	1	1.10	1.10	1	1.10	1.10
Districtwise	1	1.30	1.30	1	1.30	1.30	Districtwise	1	1.10	1.10	1	1.10	1.10
			5.000			5.000				4.580			4.580
District wise	1	0.025	0.025	1	0.025	0.025							
							Block wise	5	0.07500	0.375	5	0.07500	0.375
District wise	1	0.35	0.35	1	0.35	0.35							
District wise	1	5.00	5.00										
District wise	1	0.10	0.10	1	0.10	0.10							
District wise	1	0.50	0.50	1	0.50	0.50							
District wise	1	0.50	0.50	1	0.50	0.50	District wise	1	0.50	0.50	1	0.50	0.50

National Health Mission, Assam

1- Fund allocated to Baksa							2-Fund allocated to Barpeta						
2024-25				2025-26			2024-25				2025-26		
Fresh approval				Fresh approval			Fresh approval				Fresh approval		
Mesure of quantity/ Target	Quantity/ Target	Avr. Unit Cost (In lakh)	Fin. Allocation (Rs. in lakh)	Quantity/ Target	Avr. Unit Cost (In lakh)	Fin. Allocation (Rs. in lakh)	Mesure of quantity/ Target	Quantity/ Target	Avr. Unit Cost (In lakh)	Fin. Allocation (Rs. in lakh)	Quantity/ Target	Avr. Unit Cost (In lakh)	Fin. Allocation (Rs. in lakh)
District	1	0.20	0.20	1	0.20	0.20	District	1	0.20	0.20	1	0.20	0.20
District wise	1	0.75	0.75	1	0.75	0.75							
			7.425			2.425				1.075			1.075
			38.54			33.87				33.17			33.47
	827	21.804	22.434	773	21.804	22.367		727	41.814	42.394	673	41.814	42.327
Camp	1	0.100	0.100	1	0.100	0.100	Camp	1	0.100	0.100	1	0.100	0.100
No. of case	12	0.0025	0.030	10	0.0025	0.025	No. of case	12	0.0025	0.030	10	0.0025	0.025

National Health Mission, Assam

1- Fund allocated to Baksa							2-Fund allocated to Barpeta						
2024-25				2025-26			2024-25				2025-26		
Fresh approval				Fresh approval			Fresh approval				Fresh approval		
Mesure of quantity/ Target	Quantity/ Target	Avr. Unit Cost (In lakh)	Fin. Allocation (Rs. in lakh)	Quantity/ Target	Avr. Unit Cost (In lakh)	Fin. Allocation (Rs. in lakh)	Mesure of quantity/ Target	Quantity/ Target	Avr. Unit Cost (In lakh)	Fin. Allocation (Rs. in lakh)	Quantity/ Target	Avr. Unit Cost (In lakh)	Fin. Allocation (Rs. in lakh)
No. of case	4	0.004	0.016	4	0.004	0.016	No. of case	4	0.004	0.016	4	0.004	0.016
No. of case	8	0.006	0.048	6	0.006	0.036	No. of case	8	0.006	0.048	6	0.006	0.036
No. of case	500	0.0005	0.250	500	0.0005	0.250	No. of case	400	0.0005	0.200	400	0.0005	0.200
No. of ASHA	300	0.001	0.300	250	0.001	0.250	No. of ASHA	300	0.001	0.300	250	0.001	0.250
District	1	0.15	0.150	1	0.150	0.150	District	1	0.100	0.100	1	0.100	0.100
Round	1	21.540	21.540	1	21.54	21.540	Round	1	41.600	41.600	1	41.600	41.600
	32	0.035	0.104	32	0.035	0.104		32	0.007	0.104	32	0.007	0.104
Foot wear	8	0.032	0.032	8	0.032	0.032	Foot wear	8	0.004	0.032	8	0.004	0.032
No. of Kits	24	0.003	0.072	24	0.003	0.072	No. of Kits	24	0.003	0.072	24	0.003	0.072
	7.00	1.69	2.56	7.00	1.69	2.56		7.00	1.69	2.56	7.00	1.69	2.56
No. of batch	3	0.43	1.300	3	0.43	1.300	No. of batch	3	0.43	1.300	3	0.43	1.300

National Health Mission, Assam

1- Fund allocated to Baksa							2-Fund allocated to Barpeta						
2024-25				2025-26			2024-25				2025-26		
Fresh approval				Fresh approval			Fresh approval				Fresh approval		
Mesure of quantity/ Target	Quantity/ Target	Avr. Unit Cost (In lakh)	Fin. Allocation (Rs. in lakh)	Quantity/ Target	Avr. Unit Cost (In lakh)	Fin. Allocation (Rs. in lakh)	Mesure of quantity/ Target	Quantity/ Target	Avr. Unit Cost (In lakh)	Fin. Allocation (Rs. in lakh)	Quantity/ Target	Avr. Unit Cost (In lakh)	Fin. Allocation (Rs. in lakh)
No. of District	1	0.200	0.200	1	0.200	0.200	No. of District	1	0.200	0.200	1	0.200	0.200
No. of District	1	0.100	0.100	1	0.100	0.100	No. of District	1	0.100	0.100	1	0.100	0.100
District	1	0.600	0.600	1	0.600	0.600	District	1	0.600	0.600	1	0.600	0.600
District	1	0.360	0.360	1	0.360	0.360	District	1	0.360	0.360	1	0.360	0.360
	866		25.098	812		25.031		766		45.058	712		44.991
-	47050	5.99675	29.222	47050	5.99683	29.2303	0	106237	6.94175	42.731	106237	6.94183	42.744

National Health Mission, Assam

1- Fund allocated to Baksa							2-Fund allocated to Barpeta						
2024-25				2025-26			2024-25				2025-26		
Fresh approval				Fresh approval			Fresh approval				Fresh approval		
Measure of quantity/ Target	Quantity/ Target	Avr. Unit Cost (In lakh)	Fin. Allocation (Rs. in lakh)	Quantity/ Target	Avr. Unit Cost (In lakh)	Fin. Allocation (Rs. in lakh)	Measure of quantity/ Target	Quantity/ Target	Avr. Unit Cost (In lakh)	Fin. Allocation (Rs. in lakh)	Quantity/ Target	Avr. Unit Cost (In lakh)	Fin. Allocation (Rs. in lakh)
No. of Patient	350	0.01	3.5000	350	0.01	3.500	No. of Patient	500	0.01	5.000	500	0.01	5.000
	3000	0.00025	0.7500	3000.000	0.00025	0.750		3500	0.00025	0.875	3500	0.00025	0.875
	41100	0.00010	4.1100	41100	0.00010	4.110		98700	0.00010	9.870	98700	0.00010	9.870
			0.0000			0.000				0.000			0.000
			0.0000			0.000				0.000			0.000
			0.0000			0.000				0.000			0.000
No. of DTC	1	0.500	0.5000	1	0.500	0.500	No. of DTC	1	0.500	0.500	1	0.500	0.500
No. of DDS	1	0.200	0.2000	1.000	0.200	0.200	No. of DDS	1	0.200	0.200	1	0.200	0.200
No of TU	6	0.200	1.2000	6.000	0.200	1.200	No of TU	7	0.200	1.400	7	0.200	1.400
No. of DMC	15	0.05	0.7500	15.000	0.05	0.750	No. of DMC	18	0.05	0.900	18	0.05	0.900
			0.0000			0.000				0.000			0.000
			0.0000			0.000				0.000			0.000
			0.0000			0.000				0.000			0.000
No.of Machine	16	0.04	0.6400	16.000	0.04	0.640	No.of Machine	20	0.04	0.800	20	0.04	0.800
			0.0000			0.000				0.000			0.000
No. of Strips	1	0.515	0.5150	1.000	0.515	0.515	No. of Strips	1	0.515	0.515	1	0.515	0.515

National Health Mission, Assam

1- Fund allocated to Baksa							2-Fund allocated to Barpeta						
2024-25				2025-26			2024-25				2025-26		
Fresh approval				Fresh approval			Fresh approval				Fresh approval		
Mesure of quantity/ Target	Quantity/ Target	Avr. Unit Cost (In lakh)	Fin. Allocation (Rs. in lakh)	Quantity/ Target	Avr. Unit Cost (In lakh)	Fin. Allocation (Rs. in lakh)	Mesure of quantity/ Target	Quantity/ Target	Avr. Unit Cost (In lakh)	Fin. Allocation (Rs. in lakh)	Quantity/ Target	Avr. Unit Cost (In lakh)	Fin. Allocation (Rs. in lakh)
			0.0000			0.000				0.000			0.000
No. of items	2400	0.00238	5.7120	2400.000	0.00238	5.712	No. of items	3250	0.00238	7.735	3250	0.00238	7.735
			0.0000			0.000				0.000			0.000
			0.0000			0.000				0.000			0.000
No. of Batches	1	2.36	2.3600	1	2.36	2.360	No. of Batches	1	2.36	2.360	1	2.36	2.360
No of Participants	35	0.0055	0.1925	35.000	0.006	0.193	No of Participants	40	0.0055	0.220	40	0.006	0.220
No of CHOs	103	0.01352	1.3926	103.000	0.0136	1.401	No of CHOs	158	0.01352	2.1362	158	0.0136	2.149
			0.0000			0.000				0.000			0.000
			0.0000			0.000				0.000			0.000
			0.0000			0.000	No. of Meeting	1	0.400	0.400	1	0.400	0.400
No. of workshop			0.0000			0.000	No. of workshop	1	0.520	0.520	1	0.520	0.520
			0.0000			0.000				0.000			0.000
			0.0000			0.000				0.000			0.000
			0.0000			0.000	No. of Meeting	4	0.025	0.100	4	0.025	0.100

National Health Mission, Assam

1- Fund allocated to Baksa							2-Fund allocated to Barpeta						
2024-25				2025-26			2024-25				2025-26		
Fresh approval				Fresh approval			Fresh approval				Fresh approval		
Mesure of quantity/ Target	Quantity/ Target	Avr. Unit Cost (In lakh)	Fin. Allocation (Rs. in lakh)	Quantity/ Target	Avr. Unit Cost (In lakh)	Fin. Allocation (Rs. in lakh)	Mesure of quantity/ Target	Quantity/ Target	Avr. Unit Cost (In lakh)	Fin. Allocation (Rs. in lakh)	Quantity/ Target	Avr. Unit Cost (In lakh)	Fin. Allocation (Rs. in lakh)
No. of Items	1	1.400	1.4000	1	1.400	1.400	No. of Items	1	1.400	1.400	1	1.400	1.400
			0.0000			0.000				0.000			0.000
			0.0000			0.000				0.000			0.000
			0.0000			0.000				0.000			0.000
No of Visit			0.0000			0.000	No of Visit			0.000			0.000
No of vehicles	8	0.6	4.8000	8.000	0.600	4.800	No of Visit	9	0.6	5.400	9	0.600	5.400
Lumpsum	12	0.100	1.2000	12	0.100	1.200	Lumpsum	24	0.100	2.4000	24	0.100	2.400
-	1328	0.0805	32.675	1328	0.0805	32.675	0	1835	0.0805	43.325	1835	0.0805	43.325
No of Patient	1018	0.03	30.5400	1018.000	0.03	30.540	No of Patient	1357	0.03	40.7100	1357	0.03	40.710
No of Patient	40	0.05	2.0000	40.000	0.05	2.000	No of Patient	48	0.05	2.4000	48	0.05	2.400

National Health Mission, Assam

1- Fund allocated to Baksa							2-Fund allocated to Barpeta						
2024-25				2025-26			2024-25				2025-26		
Fresh approval				Fresh approval			Fresh approval				Fresh approval		
Measure of quantity/ Target	Quantity/ Target	Avr. Unit Cost (In lakh)	Fin. Allocation (Rs. in lakh)	Quantity/ Target	Avr. Unit Cost (In lakh)	Fin. Allocation (Rs. in lakh)	Measure of quantity/ Target	Quantity/ Target	Avr. Unit Cost (In lakh)	Fin. Allocation (Rs. in lakh)	Quantity/ Target	Avr. Unit Cost (In lakh)	Fin. Allocation (Rs. in lakh)
No of Patient	270	0.0005	0.1350	270.000	0.0005	0.135	No of Patient	430	0.0005	0.2150	430	0.0005	0.215
-	203	1.515	2.510	203	1.515	2.51	0	323	2.465	4.055	323	2.465	4.055
No of Patient	100	0.005	0.5000	100.000	0.005	0.500	No of Patient	160	0.005	0.8000	160	0.005	0.800
No of Patient	60	0.005	0.3000	60.000	0.005	0.300	No of Patient	90	0.005	0.4500	90	0.005	0.450
No. of Scheme	1	1.5	1.5000	1.000	1.5	1.500	No. of Scheme	1	2.00	2.0000	1	2	2.000
							No of Activity	1	0.45	0.4500	1	0.45	0.450
No of Patient	42	0.005	0.2100	42.000	0.005	0.210	No of Patient	71	0.005	0.3550	71	0.005	0.355

National Health Mission, Assam

1- Fund allocated to Baksa							2-Fund allocated to Barpeta						
2024-25				2025-26			2024-25				2025-26		
Fresh approval				Fresh approval			Fresh approval				Fresh approval		
Measure of quantity/ Target	Quantity/ Target	Avr. Unit Cost (In lakh)	Fin. Allocation (Rs. in lakh)	Quantity/ Target	Avr. Unit Cost (In lakh)	Fin. Allocation (Rs. in lakh)	Measure of quantity/ Target	Quantity/ Target	Avr. Unit Cost (In lakh)	Fin. Allocation (Rs. in lakh)	Quantity/ Target	Avr. Unit Cost (In lakh)	Fin. Allocation (Rs. in lakh)
-	882	0.0551	17.191	882	0.0551	17.1906	0	1475	0.0551	29.076	1475	0.0551	29.076
No of Patient	657	0.025	16.4250	657.000	0.025	16.425	No of Patient	1116	0.025	27.9000	1116	0.025	27.900
No of Participants	6	0.0176	0.1056	6.000	0.0176	0.106	No of Participants	7	0.0176	0.1232	7	0.0176	0.123
No of Participants	15	0.01	0.1500	15.000	0.01	0.150	No of Participants	23	0.01	0.2300	23	0.01	0.230
No of Patients	204	0.0025	0.5100	204.000	0.0025	0.510	No of Patients	329	0.0025	0.8225	329	0.0025	0.823

National Health Mission, Assam

1- Fund allocated to Baksa							2-Fund allocated to Barpeta						
2024-25				2025-26			2024-25				2025-26		
Fresh approval				Fresh approval			Fresh approval				Fresh approval		
Measure of quantity/ Target	Quantity/ Target	Avr. Unit Cost (In lakh)	Fin. Allocation (Rs. in lakh)	Quantity/ Target	Avr. Unit Cost (In lakh)	Fin. Allocation (Rs. in lakh)	Measure of quantity/ Target	Quantity/ Target	Avr. Unit Cost (In lakh)	Fin. Allocation (Rs. in lakh)	Quantity/ Target	Avr. Unit Cost (In lakh)	Fin. Allocation (Rs. in lakh)
	1309		3.500	1309		3.500		1544		4.600	1544		4.600
No of activity	109	0.03	3.260	109	0.03	3.26	No of activity	144.000	0.030	4.320	144	0.030	4.320
No. of poster	1200	0.0002	0.240	1200	0.0002	0.24	No. of poster	1400.000	0.0002	0.280	1400	0.0002	0.280
No. of Patients	1223.000	3.320	12.962	1223.000	3.320	12.962	#VALUE!	6.000	3.312	7.624	6.000	3.312	7.624
No. of Patients	1220	0.0075	9.150	1220	0.0075	9.150							
No of activity	2	0.5	1.000	2	0.5	1.000	No of activity	4	0.5	2.000	4	0.5	2.000
No of Batches	1	2.812	2.812	1	2.812	2.812	No of Batches	2	2.812	5.624	2	2.812	5.624

National Health Mission, Assam

1- Fund allocated to Baksa							2-Fund allocated to Barpeta						
2024-25				2025-26			2024-25				2025-26		
Fresh approval				Fresh approval			Fresh approval				Fresh approval		
Mesure of quantity/ Target	Quantity/ Target	Avr. Unit Cost (In lakh)	Fin. Allocation (Rs. in lakh)	Quantity/ Target	Avr. Unit Cost (In lakh)	Fin. Allocation (Rs. in lakh)	Mesure of quantity/ Target	Quantity/ Target	Avr. Unit Cost (In lakh)	Fin. Allocation (Rs. in lakh)	Quantity/ Target	Avr. Unit Cost (In lakh)	Fin. Allocation (Rs. in lakh)
	52316.00	11.029	99.620	52316.00	11.029	99.628	#VALUE!	111743	12.917	132.991	111743	12.917	133.004
0	0	0	0	0	0	0	0	0	0	0	0	0	0
0	1	0.15	0.15	1	0.15	0.15	0	1	0.15	0.15	1	0.15	0.15

National Health Mission, Assam

1- Fund allocated to Baksa							2-Fund allocated to Barpeta						
2024-25				2025-26			2024-25				2025-26		
Fresh approval				Fresh approval			Fresh approval				Fresh approval		
Measure of quantity/ Target	Quantity/ Target	Avr. Unit Cost (In lakh)	Fin. Allocation (Rs. in lakh)	Quantity/ Target	Avr. Unit Cost (In lakh)	Fin. Allocation (Rs. in lakh)	Measure of quantity/ Target	Quantity/ Target	Avr. Unit Cost (In lakh)	Fin. Allocation (Rs. in lakh)	Quantity/ Target	Avr. Unit Cost (In lakh)	Fin. Allocation (Rs. in lakh)
			0.00			0.00				0.00			0.00
			0.00			0.00				0.00			0.00
			171.74			165.12				226.33			224.87
In nos.	1300	0.01	6.50	1300	0.01	6.50	In nos.	2200	0.01	11.00	2200	0.01	11.00
In nos.	1500	0.02	22.50	1500	0.02	22.50	In nos.	2000	0.02	30.00	2000	0.02	30.00
In nos.	0	0	0	0	0	0	0.000	0	0	0	0	0	0
	0	0	0.00	0.00	0.000	0.000	0	0	0.00	0.00	0.000	0	0.000
	0	0	0.00	0.00	0	0.00	0	0	0.00	0.00	0	0.00	0.00
	0	0	0.00	0.00	0	0.00	0	0	0.00	0.00	0	0.00	0.00
	0	0	0.00	0.00	0	0.00	0	0	0.00	0.00	0	0.00	0.00

National Health Mission, Assam

1- Fund allocated to Baksa							2-Fund allocated to Barpeta						
2024-25				2025-26			2024-25				2025-26		
Fresh approval				Fresh approval			Fresh approval				Fresh approval		
Mesure of quantity/ Target	Quantity/ Target	Avr. Unit Cost (In lakh)	Fin. Allocation (Rs. in lakh)	Quantity/ Target	Avr. Unit Cost (In lakh)	Fin. Allocation (Rs. in lakh)	Mesure of quantity/ Target	Quantity/ Target	Avr. Unit Cost (In lakh)	Fin. Allocation (Rs. in lakh)	Quantity/ Target	Avr. Unit Cost (In lakh)	Fin. Allocation (Rs. in lakh)
In nos.	200	0.00	0.00	200	0.00	0.00	In nos.	1200	0.00	0.00	1200	0.00	0.00
In nos.	800	0.00	0.00	800	0.00	0.00	In nos.	1500	0.00	0.00	1500	0.00	0.00
0	0	0.00	0.00	0	0.00	0.00	0	0	0.00	0.00	0	0.00	0.00
0	0	0.00	0.00	0	0.00	0.00	0	0	0.00	0.00	0	0.00	0.00
0	1	0.30	0.30	1	0.30	0.30	0	1	0.40	0.40	1	0.40	0.40
	3801		29.30	3801		29.30		6901		41.40	6901		41.40
per district	1	4.8	4.8	1	4.8	4.8	per district	1	5.28	5.28	1	5.28	5.28
per district				1	1.25	1.25							
per district	1	1.00	1.00	1	1.00	1.00	per district	1	1.00	1.00	1	1.00	1.00
per district	1	0.10	0.10	1	0.10	0.10	per district	1	0.10	0.10	1	0.10	0.10
per district	4	0.2655	1.062	3	0.2655	0.797	per district	4.000	0.2655	1.062	4.000	0.2655	1.062

National Health Mission, Assam

1- Fund allocated to Baksa							2-Fund allocated to Barpeta						
2024-25				2025-26			2024-25				2025-26		
Fresh approval				Fresh approval			Fresh approval				Fresh approval		
Mesure of quantity/ Target	Quantity/ Target	Avr. Unit Cost (In lakh)	Fin. Allocation (Rs. in lakh)	Quantity/ Target	Avr. Unit Cost (In lakh)	Fin. Allocation (Rs. in lakh)	Mesure of quantity/ Target	Quantity/ Target	Avr. Unit Cost (In lakh)	Fin. Allocation (Rs. in lakh)	Quantity/ Target	Avr. Unit Cost (In lakh)	Fin. Allocation (Rs. in lakh)
per district	1	0.12	0.12	1	0.12	0.12	per district	1	0.12	0.12	1	0.12	0.12
per district	1	1.2672	1.27	1	1.32	1.32	per district	1	1.4234	1.42	1	1.47	1.47
per district	1	0.25	0.25	1	0.25	0.25	per district	1	0.25	0.25	1	0.25	0.25
	10		8.60	10		9.6319		10		9.24	10		9.2833
0	1.00	0.75	0.75	1	0.75	0.75	0	1.00	0.75	0.75	1	0.75	0.75
Per District	1	0.75	0.75	1	0.75	0.75	Per District	1	0.75	0.75	1	0.75	0.75

National Health Mission, Assam

1- Fund allocated to Baksa							2-Fund allocated to Barpeta						
2024-25				2025-26			2024-25				2025-26		
Fresh approval				Fresh approval			Fresh approval				Fresh approval		
Mesure of quantity/ Target	Quantity/ Target	Avr. Unit Cost (In lakh)	Fin. Allocation (Rs. in lakh)	Quantity/ Target	Avr. Unit Cost (In lakh)	Fin. Allocation (Rs. in lakh)	Mesure of quantity/ Target	Quantity/ Target	Avr. Unit Cost (In lakh)	Fin. Allocation (Rs. in lakh)	Quantity/ Target	Avr. Unit Cost (In lakh)	Fin. Allocation (Rs. in lakh)
0	2.00	-	-	2	-	-	0	2.00	-	-	2	-	-
Per District	1	-	-	1	-	-	Per District	1	-	-	1	-	-
Per District	1	-	-	1	-	-	Per District	1	-	-	1	-	-
	3		0.75	3		0.75		3		0.75	3		0.75
Month wise	12	0.03	0.36	12	0.03	0.36	Month wise	12	0.03	0.36	12	0.03	0.36
Batchwise	1	0.25	0.25	1	0.25	0.25	Batchwise	1	0.25	0.25	1	0.25	0.25
Districtwise	1	0.75	0.75	1	0.75	0.75	Districtwise	1	0.75	0.75	1	0.75	0.75

National Health Mission, Assam

1- Fund allocated to Baksa							2-Fund allocated to Barpeta						
2024-25				2025-26			2024-25				2025-26		
Fresh approval				Fresh approval			Fresh approval				Fresh approval		
Measure of quantity/ Target	Quantity/ Target	Avr. Unit Cost (In lakh)	Fin. Allocation (Rs. in lakh)	Quantity/ Target	Avr. Unit Cost (In lakh)	Fin. Allocation (Rs. in lakh)	Measure of quantity/ Target	Quantity/ Target	Avr. Unit Cost (In lakh)	Fin. Allocation (Rs. in lakh)	Quantity/ Target	Avr. Unit Cost (In lakh)	Fin. Allocation (Rs. in lakh)
College wise	4	0.05	0.20	4	0.05	0.20	College wise	2	0.05	0.10	2	0.05	0.10
Batchwise	1	0.25	0.25	1	0.25	0.25	Batchwise	1	0.25	0.25	1	0.25	0.25
District wise	0	0.25	0.00	0	0.25	0.00	District wise	0	0.25	0.00	0	0.25	0.00

National Health Mission, Assam

1- Fund allocated to Baksa							2-Fund allocated to Barpeta						
2024-25				2025-26			2024-25				2025-26		
Fresh approval				Fresh approval			Fresh approval				Fresh approval		
Measure of quantity/ Target	Quantity/ Target	Avr. Unit Cost (In lakh)	Fin. Allocation (Rs. in lakh)	Quantity/ Target	Avr. Unit Cost (In lakh)	Fin. Allocation (Rs. in lakh)	Measure of quantity/ Target	Quantity/ Target	Avr. Unit Cost (In lakh)	Fin. Allocation (Rs. in lakh)	Quantity/ Target	Avr. Unit Cost (In lakh)	Fin. Allocation (Rs. in lakh)
Batchwise	1	0.25	0.25	1	0.25	0.25	Batchwise	1	0.25	0.25	1	0.25	0.25
No. of survey	0	0.20	0.00	0	0.20	0.00	No. of survey	0	0.20	0.00	0	0.20	0.00
	20		2.06	20		2.06		18		1.96	18		1.96
-	0	-	-	0	-	-	-	0	-	-	0	-	-
Per Unit	0	-	-	0	-	-	Per Unit	0	-	-	0	-	-
Per Unit	0	-	-	0	-	-	Per Unit	0	-	-	0	-	-
Per Unit	0	-	-	0	-	-	Per Unit	0	-	-	0	-	-
-	0	-	-	0	-	-	-	10	-	-	10	-	-
Per Unit	0	-	-	0	-	-	Per Unit	10	-	-	10	-	-
Per Unit	0	-	-	0	-	-	Per Unit	0	-	-	0	-	-
Per Unit	0	-	-	0	-	-	Per Unit	0	-	-	0	-	-

National Health Mission, Assam

1- Fund allocated to Baksa							2-Fund allocated to Barpeta						
2024-25				2025-26			2024-25				2025-26		
Fresh approval				Fresh approval			Fresh approval				Fresh approval		
Measure of quantity/ Target	Quantity/ Target	Avr. Unit Cost (In lakh)	Fin. Allocation (Rs. in lakh)	Quantity/ Target	Avr. Unit Cost (In lakh)	Fin. Allocation (Rs. in lakh)	Measure of quantity/ Target	Quantity/ Target	Avr. Unit Cost (In lakh)	Fin. Allocation (Rs. in lakh)	Quantity/ Target	Avr. Unit Cost (In lakh)	Fin. Allocation (Rs. in lakh)
Per Unit	0	-	-	0	-	-	Per Unit	0	-	-	0	-	-
Per Unit	0	-	-	0	-	-	Per Unit	0	-	-	0	-	-
Per Unit	0	-	-	0	-	-	Per Unit	0	-	-	0	-	-
Per Unit	1	1.24	1.24	1	1.24	1.24	Per Unit	1	1.24	1.24	1	1.24	1.24
Per Unit	1	1.36	1.36	1	1.36	1.36	Per Unit	1	1.36	1.36	1	1.36	1.36
Per Unit	0	-	-	0	-	-	Per Unit	0	-	-	0	-	-
Per Unit	0	-	-	0	-	-	Per Unit	0	-	-	0	-	-
Per Unit	0	-	-	0	-	-	Per Unit	0	-	-	0	-	-
Per Unit	0	-	-	0	-	-	Per Unit	0	-	-	0	-	-
Per Unit	0	-	-	0	-	-	Per Unit	0	-	-	0	-	-
Per Unit	0	-	-	0	-	-	Per Unit	0	-	-	0	-	-

National Health Mission, Assam

1- Fund allocated to Baksa							2-Fund allocated to Barpeta						
2024-25				2025-26			2024-25				2025-26		
Fresh approval				Fresh approval			Fresh approval				Fresh approval		
Measure of quantity/ Target	Quantity/ Target	Avr. Unit Cost (In lakh)	Fin. Allocation (Rs. in lakh)	Quantity/ Target	Avr. Unit Cost (In lakh)	Fin. Allocation (Rs. in lakh)	Measure of quantity/ Target	Quantity/ Target	Avr. Unit Cost (In lakh)	Fin. Allocation (Rs. in lakh)	Quantity/ Target	Avr. Unit Cost (In lakh)	Fin. Allocation (Rs. in lakh)
No of IEC materials	0	0.008	0.000	0	0.008	0.000	No of IEC materials	0	0.008	0.000	0	0.008	0.000
per District/State	0	0.344	0.000	0	0.344	0.000	per District/State	0	0.344	0.000	0	0.344	0.000
No of VHNSC	0	0.000	0.000	0	0.000	0.000	No of VHNSC	0	0.000	0.000	0	0.000	0.000
No. Of Batch	1	0.250	0.250	1	0.250	0.250	No. Of Batch	1	0.250	0.250	1	0.250	0.250

National Health Mission, Assam

1- Fund allocated to Baksa							2-Fund allocated to Barpeta						
2024-25				2025-26			2024-25				2025-26		
Fresh approval				Fresh approval			Fresh approval				Fresh approval		
Measure of quantity/ Target	Quantity/ Target	Avr. Unit Cost (In lakh)	Fin. Allocation (Rs. in lakh)	Quantity/ Target	Avr. Unit Cost (In lakh)	Fin. Allocation (Rs. in lakh)	Measure of quantity/ Target	Quantity/ Target	Avr. Unit Cost (In lakh)	Fin. Allocation (Rs. in lakh)	Quantity/ Target	Avr. Unit Cost (In lakh)	Fin. Allocation (Rs. in lakh)
Per HI	0	0.000	0.000	0	0.000	0.000	Per HI	0	0.000	0.000	0	0.000	0.000
Per HI	0	0.000	0.000	0	0.000	0.000	Per HI	0	0.000	0.000	0	0.000	0.000
Per HI	0	0.000	0.000	0	0.000	0.000	Per HI	0	0.000	0.000	0	0.000	0.000
Per HI	0	0.000	0.000	0	0.000	0.000	Per HI	0	0.000	0.000	0	0.000	0.000
Per HI	0	0.000	0.000	0	0.000	0.000	Per HI	0	0.000	0.000	0	0.000	0.000

National Health Mission, Assam

1- Fund allocated to Baksa							2-Fund allocated to Barpeta						
2024-25				2025-26			2024-25				2025-26		
Fresh approval				Fresh approval			Fresh approval				Fresh approval		
Measure of quantity/ Target	Quantity/ Target	Avr. Unit Cost (In lakh)	Fin. Allocation (Rs. in lakh)	Quantity/ Target	Avr. Unit Cost (In lakh)	Fin. Allocation (Rs. in lakh)	Measure of quantity/ Target	Quantity/ Target	Avr. Unit Cost (In lakh)	Fin. Allocation (Rs. in lakh)	Quantity/ Target	Avr. Unit Cost (In lakh)	Fin. Allocatio n (Rs. in lakh)
Pert Facility	0	0.000	0.000	0	0.000	0.000	Pert Facility	0	0.000	0.000	0	0.000	0.000
Pert Facility	0	0.000	0.000	0	0.000	0.000	Pert Facility	0	0.000	0.000	0	0.000	0.000
No of HF	0	0.100	0.000	0	0.100	0.000	No of HF	0	0.100	0.000	0	0.100	0.000
per equipment	0	2.500	0.000	0	2.500	0.000	per equipment	0	2.500	0.000	0	2.500	0.000
Per state & district	1	0.080	0.080	1	0.080	0.080	Per state & district	1	0.080	0.080	1	0.080	0.080
per workshop	0	0.000	0.000	0	0.000	0.000	per workshop	0	0.000	0.000	0	0.000	0.000

National Health Mission, Assam

1- Fund allocated to Baksa							2-Fund allocated to Barpeta						
2024-25				2025-26			2024-25				2025-26		
Fresh approval				Fresh approval			Fresh approval				Fresh approval		
Measure of quantity/ Target	Quantity/ Target	Avr. Unit Cost (In lakh)	Fin. Allocation (Rs. in lakh)	Quantity/ Target	Avr. Unit Cost (In lakh)	Fin. Allocation (Rs. in lakh)	Measure of quantity/ Target	Quantity/ Target	Avr. Unit Cost (In lakh)	Fin. Allocation (Rs. in lakh)	Quantity/ Target	Avr. Unit Cost (In lakh)	Fin. Allocation (Rs. in lakh)
	0		0.00	0		0.00		35		4.53	35		4.53

National Health Mission, Assam

3- Fund allocated to Bajali							4- Fund allocated to Biswanath						
2024-25				2025-26			2024-25				2025-26		
Fresh approval				Fresh approval			Fresh approval				Fresh approval		
Mesure of quantity/ Target	Quantity/ Target	Avr. Unit Cost (In lakh)	Fin. Allocation (Rs. in lakh)	Quantity/ Target	Avr. Unit Cost (In lakh)	Fin. Allocation (Rs. in lakh)	Mesure of quantity/ Target	Quantity/ Target	Avr. Unit Cost (In lakh)	Fin. Allocation (Rs. in lakh)	Quantity/ Target	Avr. Unit Cost (In lakh)	Fin. Allocation (Rs. in lakh)
	0	0	0.00	0	0	0.00	0	4003	0	2.00	4669	0	2.33
No. of VHSND session	0	0	0.00	0	0.0005	0.00	No. of VHSND session	4003	0.0005	2.00	4669	0.0005	2.33
			0.00			0.00				0.00			0.00
	0		0.00	0	0	0.00		0		0.00	0	0	0.00
	0	0	0.000	0	0.000	0.00	0	0	0.000	0.00	0	0.00	0.00
	0	0	0.000	0	0.000	0.00	0	0	0.000	0.00	0	0.00	0.00
	0	0	0.000	0	0.000	0.00	0	0	0.000	0.00	0	0.00	0.00
	3	0.02	0.00	3	0.03	0.00		5072	41.35	111.23	5072	37.35	107.23
No of Home Deliveries	0	0	0.00	0	0.005	0.00	No of Home Deliveries	4	0.005	0.02	4	0.005	0.02
No of Istitutional Deliveires (Rural)	0	0.014	0.00	0	0.014	0.00	No of Istitutional Deliveires (Rural)	4811	0.014	67.35	4811	0.014	67.35

National Health Mission, Assam

3- Fund allocated to Bajali							4- Fund allocated to Biswanath						
2024-25				2025-26			2024-25				2025-26		
Fresh approval				Fresh approval			Fresh approval				Fresh approval		
Mesure of quantity/ Target	Quantity/ Target	Avr. Unit Cost (In lakh)	Fin. Allocation (Rs. in lakh)	Quantity/ Target	Avr. Unit Cost (In lakh)	Fin. Allocation (Rs. in lakh)	Mesure of quantity/ Target	Quantity/ Target	Avr. Unit Cost (In lakh)	Fin. Allocation (Rs. in lakh)	Quantity/ Target	Avr. Unit Cost (In lakh)	Fin. Allocation (Rs. in lakh)
No of Istitutional Deliveires (Urban)	0	0.01	0.00	0	0.01	0.00	No of Istitutional Deliveires (Urban)	254	0.01	2.54	254	0.01	2.54
No of districts	1	0	0.00	1	0	0.00	No of districts	1	1.2	1.20	1	0	0.00
No of districts	1	0	0.00	1	0	0.00	No of districts	1	37.320	37.32	1	37.320	37.32
No of districts	1	0	0.00	1	0	0.00	No of districts	1	2.80	2.80	1	0	0.00
	3	0.01	0.00	3	0.01	0.00		422	77.06	79.78	442	49.70	52.55
No of districts	1	0	0.00	1	0	0.00	No of districts	1	27.48	27.48	1	0	0.00
No of complicated pregnancie s	0	0.0065	0.00	0	0.0065	0.00	No of complicated pregnancie s	419	0.0065	2.72	439	0.0065	2.85
No of districts	1	0	0.000	1	0	0.000	No of districts	1	13.557	13.557	1	13.677	13.677
No of districts	1	0	0.00	1	0	0.00	No of districts	1	36.02	36.02	1	36.02	36.02

National Health Mission, Assam

3- Fund allocated to Bajali							4- Fund allocated to Biswanath						
2024-25				2025-26			2024-25				2025-26		
Fresh approval				Fresh approval			Fresh approval				Fresh approval		
Mesure of quantity/ Target	Quantity/ Target	Avr. Unit Cost (In lakh)	Fin. Allocation (Rs. in lakh)	Quantity/ Target	Avr. Unit Cost (In lakh)	Fin. Allocation (Rs. in lakh)	Mesure of quantity/ Target	Quantity/ Target	Avr. Unit Cost (In lakh)	Fin. Allocation (Rs. in lakh)	Quantity/ Target	Avr. Unit Cost (In lakh)	Fin. Allocation (Rs. in lakh)
	0	0.01	0.00	0	0.01	0.000		6331	0.01	44.32	6331	0.01	44.317
No of Institutional Deliveries	0	0.007	0.00	0	0.007	0.00	No of Institutional Deliveries	6331	0.007	44.32	6331	0.007	44.32
	1	0.00	0.00	1	0.00	0.00		1	4.71	4.71	1	4.89	4.89
No of districts	1	0.00	0.00	1	0.00	0.00	No of districts	1	4.71	4.71	1	4.89	4.89
	6		0.21	6		0.21		8		0.23	8		0.23
			0.00			0.00				0.00			0.00
No of districts	1	0.12	0.12	1	0.12	0.12	No of districts	1	0.12	0.12	1	0.12	0.12
No of blocks	2	0.02	0.04	2	0.02	0.04	No of blocks	3	0.020	0.06	3	0.020	0.06
No of districts	1	0.05	0.05	1	0.05	0.05	No of districts	1	0.05	0.05	1	0.05	0.05
No of blocks	2	0	0.00	2	0	0.00	No of blocks	3	0	0.00	3	0	0.00
	0	0	0.00	0	0.00	0.00		0	0.00	0.00	0	0.00	0.00
No of regional institute	0	0	0.00	0	0	0.00	No of regional institute	0	0	0.00	0	0	0.00

National Health Mission, Assam

3- Fund allocated to Bajali							4- Fund allocated to Biswanath						
2024-25				2025-26			2024-25				2025-26		
Fresh approval				Fresh approval			Fresh approval				Fresh approval		
Measure of quantity/ Target	Quantity/ Target	Avr. Unit Cost (In lakh)	Fin. Allocation (Rs. in lakh)	Quantity/ Target	Avr. Unit Cost (In lakh)	Fin. Allocation (Rs. in lakh)	Measure of quantity/ Target	Quantity/ Target	Avr. Unit Cost (In lakh)	Fin. Allocation (Rs. in lakh)	Quantity/ Target	Avr. Unit Cost (In lakh)	Fin. Allocation (Rs. in lakh)
No of ME	0	0	0.00	0	0	0.00	No of ME	0	0	0.00	0	0	0.00
No of NPM	0	0	0.00	0	0	0.00	No of NPM	0	0	0.00	0	0	0.00
	0		0.00	0		0.00		9		0.24	9		0.24
			0.00			0.00	no of activity	1	0.223	0.22	1	0.223	0.22
							no of claims	8	0.002	0.02	8	0.002	0.02
			0.00			0.00				0.00			0.00
			0.00			0.00				0.00			0.00
	804		2.74	905		3.39		570		2.89	594		2.92
No of cases	800	0.0015	1.20	900	0.0015	1.35	No of cases	565	0.0015	0.85	589	0.0015	0.88
	0	0	0.00	0	0	0.00		0	0	0.00	0	0	0.00
	0	0	0.00	0	0	0.00		0	0	0.00	0	0	0.00
	0	0	0.00	0	0	0.00		0	0	0.00	0	0	0.00
	0	0	0.00	0	0	0.00		0	0	0.00	0	0	0.00
No of batch	1	1.396	1.40	1	1.396	1.40	No of batch	1	1.396	1.40	1	1.396	1.40
No of batch	0	0.000	0.00	1	0.502	0.50	No of batch	1	0.502	0.50	1	0.502	0.50

National Health Mission, Assam

3- Fund allocated to Bajali							4- Fund allocated to Biswanath						
2024-25				2025-26			2024-25				2025-26		
Fresh approval				Fresh approval			Fresh approval				Fresh approval		
Measure of quantity/ Target	Quantity/ Target	Avr. Unit Cost (In lakh)	Fin. Allocation (Rs. in lakh)	Quantity/ Target	Avr. Unit Cost (In lakh)	Fin. Allocation (Rs. in lakh)	Measure of quantity/ Target	Quantity/ Target	Avr. Unit Cost (In lakh)	Fin. Allocation (Rs. in lakh)	Quantity/ Target	Avr. Unit Cost (In lakh)	Fin. Allocation (Rs. in lakh)
0	0	0	0.00	0	0	0.00	0	0	0	0.00	0	0	0.00
No of meeting	1	0.072	0.07	1	0.072	0.07	No of meeting	1	0.072	0.07	1	0.072	0.07
No of meeting	2	0.036	0.07	2	0.036	0.07	No of meeting	2	0.036	0.07	2	0.036	0.07
			0.00			0.00				0.00			0.00
0	0	0	0.00	0	0	0.00	0	0	0	0.00	0	0	0.00
0	0	0	0.00	0	0	0.00	0	0	0	0.00	0	0	0.00
0	0	0	0.00	0	0	0.00	0	0	0	0.00	0	0	0.00
0	0	0	0.00	0	0	0.00	0	0	0	0.00	0	0	0.00
0	0	0	0.00	0	0	0.00	0	0	0	0.00	0	0	0.00
0	0	0	0.00	0	0	0.00	0	0	0	0.00	0	0	0.00
0	0	0.00	0.00	0	0.00	0.00	0	0	0.00	0.00	0	0.00	0.00
0	0	0.00	0.00	0	0.00	0.00	0	0	0.00	0.00	0	0.00	0.00
0	0	0.00	0.00	0	0.00	0.00	0	0	0.00	0.00	0	0.00	0.00

National Health Mission, Assam

3- Fund allocated to Bajali							4- Fund allocated to Biswanath						
2024-25				2025-26			2024-25				2025-26		
Fresh approval				Fresh approval			Fresh approval				Fresh approval		
Measure of quantity/ Target	Quantity/ Target	Avr. Unit Cost (In lakh)	Fin. Allocation (Rs. in lakh)	Quantity/ Target	Avr. Unit Cost (In lakh)	Fin. Allocation (Rs. in lakh)	Measure of quantity/ Target	Quantity/ Target	Avr. Unit Cost (In lakh)	Fin. Allocation (Rs. in lakh)	Quantity/ Target	Avr. Unit Cost (In lakh)	Fin. Allocation (Rs. in lakh)
	0	0	0.00	0	0.00	0.00	0	0	0.00	0.00	0	0.00	0.00
	0	0	0.00	0	0.00	0.00	0	0	0.00	0.00	0	0.00	0.00
	0	0	0.00	0	0.00	0.00	0	0	0.00	0.00	0	0.00	0.00
			0.00			0.00				0.00			0.00
	0	0	0.00	0	0.00	0.00	0	0	0.00	0.00	0	0.00	0.00
	0	0	0.00	0	0.00	0.00	0	0	0.00	0.00	0	0.00	0.00
		0	0.00	0		0.00		6		0.12	6		0.12
	0	0	0.00	0	0.00	0.00	no of visit	6	0.02	0.12	6	0.02	0.12
	0	0	0.00	0	0.00	0.00	0	0	0.00	0.00	0	0.00	0.00
		0	0.00	0		0.00		299		7.18	299		7.18
Budgeted Under Barpeta							No of ANMs	299	0.024	7.18	299	0.024	7.18
			0.00			0.00				0.00			0.00

National Health Mission, Assam

3- Fund allocated to Bajali							4- Fund allocated to Biswanath						
2024-25				2025-26			2024-25				2025-26		
Fresh approval				Fresh approval			Fresh approval				Fresh approval		
Measure of quantity/ Target	Quantity/ Target	Avr. Unit Cost (In lakh)	Fin. Allocation (Rs. in lakh)	Quantity/ Target	Avr. Unit Cost (In lakh)	Fin. Allocation (Rs. in lakh)	Measure of quantity/ Target	Quantity/ Target	Avr. Unit Cost (In lakh)	Fin. Allocation (Rs. in lakh)	Quantity/ Target	Avr. Unit Cost (In lakh)	Fin. Allocation (Rs. in lakh)
	6		5.34	6		5.34		8689		23.90	9105		23.96
			0.00			0.00				0.00			0.00
			0.00			0.00	no of claims	8246	0.002	12.37	8659	0.002	12.99
no of claims			0.00			0.00	no of claims	275	0.001	0.28	275	0.001	0.28
			0.00			0.00				0.00			0.00
0	0	0.00	0.00	0	0.00	0.00	0	0	0.00	0.00	0	0.00	0.00
			0.00			0.00				0.00			0.00
			0.00			0.00				0.00			0.00
			0.00			0.00				0.00			0.00
			0.00			0.00				0.00			0.00
			0.00			0.00				0.00			0.00
			0.00			0.00				0.00			0.00
0	0	0.00	0.00	0	0.00	0.00	0	0	0.00	0.00	0	0.00	0.00
			0.00			0.00				0.00			0.00
			0.00			0.00				0.00			0.00

National Health Mission, Assam

3- Fund allocated to Bajali							4- Fund allocated to Biswanath						
2024-25				2025-26			2024-25				2025-26		
Fresh approval				Fresh approval			Fresh approval				Fresh approval		
Measure of quantity/ Target	Quantity/ Target	Avr. Unit Cost (In lakh)	Fin. Allocation (Rs. in lakh)	Quantity/ Target	Avr. Unit Cost (In lakh)	Fin. Allocation (Rs. in lakh)	Measure of quantity/ Target	Quantity/ Target	Avr. Unit Cost (In lakh)	Fin. Allocatio n (Rs. in lakh)	Quantity/ Target	Avr. Unit Cost (In lakh)	Fin. Allocation (Rs. in lakh)
0	0	0	0.00	0	0	0.00	0	0	0	0.00	0	0	0.00
No of batch	2	1.650	3.30	2	1.650	3.30	No of batch	5	1.650	8.25	5	1.650	8.25
0	0	0	0.00	0	0	0.00	0	0	0	0.00	0	0	0.00
No of batch	1	0.2904	0.29	1	0.2904	0.29	No of batch	1	0.2904	0.29	1	0.2904	0.29
No of batch	1	0.3564	0.36	1	0.3564	0.36	No of batch	1	0.3564	0.36	1	0.3564	0.36
0.000	0	0.000	0.00	0	0.000	0.00	0	0	0.000	0.00	0	0.000	0.00
No of batch	2	0.6963	1.39	2	0.6963	1.39	No of batch	2	0.6963	1.39	2	0.6963	1.39
			0.00			0.00				0.00			0.00
			0.00			0.00				0.00			0.00
			0.00			0.00				0.00			0.00
			0.00			0.00				0.00			0.00
			0.00			0.00				0.00			0.00
			0.00			0.00				0.00			0.00
no of cases			0.00			0.00	no of cases	158	0.0025	0.40	162	0.003	0.41

National Health Mission, Assam

3- Fund allocated to Bajali							4- Fund allocated to Biswanath						
2024-25				2025-26			2024-25				2025-26		
Fresh approval				Fresh approval			Fresh approval				Fresh approval		
Mesure of quantity/ Target	Quantity/ Target	Avr. Unit Cost (In lakh)	Fin. Allocation (Rs. in lakh)	Quantity/ Target	Avr. Unit Cost (In lakh)	Fin. Allocation (Rs. in lakh)	Mesure of quantity/ Target	Quantity/ Target	Avr. Unit Cost (In lakh)	Fin. Allocation (Rs. in lakh)	Quantity/ Target	Avr. Unit Cost (In lakh)	Fin. Allocation (Rs. in lakh)
no of waiting home	0	0.000	0.00	0	0.000	0.00	no of waiting home	1	0.576	0.58	0	0.000	0.00
0.000	0	0.000	0.00	0	0.000	0.00	0	0	0.000	0.00	0	0.000	0.00
	0		0.00	0		0.00		650		88.40	0		0.00
			0.00			0.00				0.00			0.00
			0.00			0.00				0.00			0.00
			0.00			0.00				0.00			0.00
			0.00			0.00				0.00			0.00
			0.00			0.00				0.00			0.00
0	0	0.00	0.00	0	0.00	0.00	0	0	0.00	0.00	0	0.00	0.00
0	0	0.00	0.00	0	0.00	0.00	0	650	0.14	88.40	0	0.00	0.00
			8.29			8.94				365.00			245.97

National Health Mission, Assam

3- Fund allocated to Bajali							4- Fund allocated to Biswanath						
2024-25				2025-26			2024-25				2025-26		
Fresh approval				Fresh approval			Fresh approval				Fresh approval		
Mesure of quantity/ Target	Quantity/ Target	Avr. Unit Cost (In lakh)	Fin. Allocation (Rs. in lakh)	Quantity/ Target	Avr. Unit Cost (In lakh)	Fin. Allocation (Rs. in lakh)	Mesure of quantity/ Target	Quantity/ Target	Avr. Unit Cost (In lakh)	Fin. Allocation (Rs. in lakh)	Quantity/ Target	Avr. Unit Cost (In lakh)	Fin. Allocation (Rs. in lakh)
							Clinics	25	0.00375	0.09375	25	0.00375	0.09375
							Lumpsum	1	0.3	0.3	1	0.3	0.3
Number	1	0.5	0.5	1	0.5	0.5	Number	1	0.5	0.5	1	0.5	0.5
	1		0.5	1		0.5		27		0.89375	27		0.89375
	21		17.74	16		17.18		30		26.33	23		25.73
4	4	4.2	16.80	4	4.2	16.80	6	6	4.2	25.20	6	4.2	25.20
4	4	0.036	0.144	4	0.036	0.144	6	6	0.036	0.216	6	0.036	0.216
4	4	0.023	0.092			0.00	6	6	0.023	0.138			0.00
			0.00			0.00				0.00			0.00

National Health Mission, Assam

3- Fund allocated to Bajali							4- Fund allocated to Biswanath						
2024-25				2025-26			2024-25				2025-26		
Fresh approval				Fresh approval			Fresh approval				Fresh approval		
Mesure of quantity/ Target	Quantity/ Target	Avr. Unit Cost (In lakh)	Fin. Allocation (Rs. in lakh)	Quantity/ Target	Avr. Unit Cost (In lakh)	Fin. Allocation (Rs. in lakh)	Mesure of quantity/ Target	Quantity/ Target	Avr. Unit Cost (In lakh)	Fin. Allocation (Rs. in lakh)	Quantity/ Target	Avr. Unit Cost (In lakh)	Fin. Allocation (Rs. in lakh)
1	1	0.463	0.46			0.00	1	1	0.463	0.46			0.00
			0.00			0.00				0.00			0.00
8	8	0.030	0.24	8	0.030	0.24	11	11	0.028	0.31	11	0.028	0.31
	34		0.700	35		1.057		36		0.900	37		1.257
0	0	0	0.00	0	0	0.00	0	0	0	0.00	0	0	0.00
30	30	0.010	0.30	30	0.010	0.30	30	30	0.010	0.30	30	0.010	0.30
			0.00			0.00				0.00			0.00
			0.00			0.00				0.00			0.00
			0.00			0.00				0.00			0.00
0	0	0.000	0.00	1	0.357	0.36	0	0	0.000	0.00	1	0.357	0.36
			0.00			0.00				0.00			0.00

National Health Mission, Assam

3- Fund allocated to Bajali							4- Fund allocated to Biswanath						
2024-25				2025-26			2024-25				2025-26		
Fresh approval				Fresh approval			Fresh approval				Fresh approval		
Mesure of quantity/ Target	Quantity/ Target	Avr. Unit Cost (In lakh)	Fin. Allocation (Rs. in lakh)	Quantity/ Target	Avr. Unit Cost (In lakh)	Fin. Allocation (Rs. in lakh)	Mesure of quantity/ Target	Quantity/ Target	Avr. Unit Cost (In lakh)	Fin. Allocation (Rs. in lakh)	Quantity/ Target	Avr. Unit Cost (In lakh)	Fin. Allocation (Rs. in lakh)
			0.00			0.00				0.00			0.00
			0.00			0.00				0.00			0.00
4	4	0.100	0.40	4	0.100	0.40	6	6	0.100	0.60	6	0.100	0.60
	55		18.44	51		18.24		66		27.23	60		26.98
	6172.220	16.276	31.694	6295.584	15.086	30.813		9975.825	30.835	55.762	#####	31.766	57.192
Nos	6168	0.0025	15.421	6292	0.0025	15.729	Nos	9972	0.0025	24.930	10171	0.0025	25.428
Nos							Nos						
Nos							Nos						
Nos	1	14.33	14.328	1	14.58	14.580	Nos	1	23.98	23.982	1	24.90	24.898
Nos							Nos						

National Health Mission, Assam

3- Fund allocated to Bajali							4- Fund allocated to Biswanath						
2024-25				2025-26			2024-25				2025-26		
Fresh approval				Fresh approval			Fresh approval				Fresh approval		
Measure of quantity/ Target	Quantity/ Target	Avr. Unit Cost (In lakh)	Fin. Allocation (Rs. in lakh)	Quantity/ Target	Avr. Unit Cost (In lakh)	Fin. Allocation (Rs. in lakh)	Measure of quantity/ Target	Quantity/ Target	Avr. Unit Cost (In lakh)	Fin. Allocatio n (Rs. in lakh)	Quantity/ Target	Avr. Unit Cost (In lakh)	Fin. Allocation (Rs. in lakh)
Nos	1	0.29	0.290	1	0.29	0.290	Nos	1	0.74	0.740	1	0.74	0.740
Nos							Nos						
Nos	1	0.210	0.210	1	0.214	0.214	Nos	1	0.331	0.331	1	0.346	0.346
Nos	1	1.445	1.445	1	0	0.000	Nos	1	5.78	5.780	1	5.78	5.780
Nos							Nos						
Nos							Nos						
	7	4.9116	4.912	3	0.7236	0.724		49	7.4567576	11.191	48	7.6527576	12.887
Nos							Nos	2	1.5	3.000	2.000	3	6.000
Nos	1	0.150	0.150				Nos	3	0.1766667	0.530	3	0.1766667	0.530
Nos							Nos	33	0.05	1.620	33	0.05	1.620
Nos							Nos	2	0.25	0.500	2	0.25	0.500
Nos							Nos						

National Health Mission, Assam

3- Fund allocated to Bajali							4- Fund allocated to Biswanath						
2024-25				2025-26			2024-25				2025-26		
Fresh approval				Fresh approval			Fresh approval				Fresh approval		
Measure of quantity/ Target	Quantity/ Target	Avr. Unit Cost (In lakh)	Fin. Allocation (Rs. in lakh)	Quantity/ Target	Avr. Unit Cost (In lakh)	Fin. Allocation (Rs. in lakh)	Measure of quantity/ Target	Quantity/ Target	Avr. Unit Cost (In lakh)	Fin. Allocation (Rs. in lakh)	Quantity/ Target	Avr. Unit Cost (In lakh)	Fin. Allocation (Rs. in lakh)
Nos							Nos						
Nos							Nos						
Nos							Nos						
Nos							Nos						
Nos of Batches	1	1.416	1.416				Nos of Batches	1	1.416	1.416	1	1.416	1.416
Nos of Batches	1	1.318	1.318				Nos of Batches	1	1.328	1.328	1	1.328	1.328

National Health Mission, Assam

3- Fund allocated to Bajali							4- Fund allocated to Biswanath						
2024-25				2025-26			2024-25				2025-26		
Fresh approval				Fresh approval			Fresh approval				Fresh approval		
Measure of quantity/ Target	Quantity/ Target	Avr. Unit Cost (In lakh)	Fin. Allocation (Rs. in lakh)	Quantity/ Target	Avr. Unit Cost (In lakh)	Fin. Allocation (Rs. in lakh)	Measure of quantity/ Target	Quantity/ Target	Avr. Unit Cost (In lakh)	Fin. Allocation (Rs. in lakh)	Quantity/ Target	Avr. Unit Cost (In lakh)	Fin. Allocation (Rs. in lakh)
Nos of Batches	1	1.304	1.304	0	0	0.000	Nos of Batches	1	1.304	1.304	0	0	0.000
Nos of Batches							Nos of Batches						
Nos of Batches							Nos of Batches						
Nos of Batches							Nos of Batches						
Nos of Batches							Nos of Batches						
Nos of Batches							Nos of Batches						
Nos							Nos						
Nos							Nos						
Nos	1	0.3106	0.311	1	0.3106	0.311	Nos	1	0.82	0.820	1	0.82	0.820
Nos							Nos						
Nos							Nos						
Nos							Nos	1	0.200	0.200	1	0.200	0.200
Nos	1	0.030	0.030	1	0.030	0.030	Nos	3	0.03	0.090	3	0.03	0.090

National Health Mission, Assam

3- Fund allocated to Bajali							4- Fund allocated to Biswanath						
2024-25				2025-26			2024-25				2025-26		
Fresh approval				Fresh approval			Fresh approval				Fresh approval		
Mesure of quantity/ Target	Quantity/ Target	Avr. Unit Cost (In lakh)	Fin. Allocation (Rs. in lakh)	Quantity/ Target	Avr. Unit Cost (In lakh)	Fin. Allocation (Rs. in lakh)	Mesure of quantity/ Target	Quantity/ Target	Avr. Unit Cost (In lakh)	Fin. Allocation (Rs. in lakh)	Quantity/ Target	Avr. Unit Cost (In lakh)	Fin. Allocation (Rs. in lakh)
	1	0.292	0.292	1	0.292	0.292		1	0.8138	0.814	1	0.8138	0.814
	1	10.496	10.496	2	7.585	7.585		2	11.496	11.496	2	11.125	11.125
Nos	0	0.0	0.000	1	1.0	1.000	Nos	1	1.0	1.000	1	1	1.000
Nos							Nos						
Nos							Nos						
Nos	1	10.496	10.496	1	6.585	6.585	Nos	1	10.496	10.496	1	10.125	10.125
Nos							Nos						
	1	1	1.000	1	1	1.000		1	2.3	2.300	1	2.3	2.300

National Health Mission, Assam

3- Fund allocated to Bajali							4- Fund allocated to Biswanath						
2024-25				2025-26			2024-25				2025-26		
Fresh approval				Fresh approval			Fresh approval				Fresh approval		
Mesure of quantity/ Target	Quantity/ Target	Avr. Unit Cost (In lakh)	Fin. Allocation (Rs. in lakh)	Quantity/ Target	Avr. Unit Cost (In lakh)	Fin. Allocation (Rs. in lakh)	Mesure of quantity/ Target	Quantity/ Target	Avr. Unit Cost (In lakh)	Fin. Allocation (Rs. in lakh)	Quantity/ Target	Avr. Unit Cost (In lakh)	Fin. Allocation (Rs. in lakh)
Nos	1	1	1.000	1	1	1.000	Nos	1	2.3	2.300	1	2.3	2.300
	0	0	0.000	0	0	0.000		1	0.38	0.375	1	0.76	0.750
Nos							Nos	1	0.38	0.375	1	0.760	0.750
	0	0	0.000	0	0	0.000		0	0	0.000	0	0	0.000
Nos							Nos						
	0	0	0	0	0	0		0	0	0	0	0	0
Nos							Nos						
	6191		53.477	6312		45.038		10046		89.718	10244		92.412
			0.00			0.00				88.79			88.73

National Health Mission, Assam

3- Fund allocated to Bajali							4- Fund allocated to Biswanath						
2024-25				2025-26			2024-25				2025-26		
Fresh approval				Fresh approval			Fresh approval				Fresh approval		
Measure of quantity/ Target	Quantity/ Target	Avr. Unit Cost (In lakh)	Fin. Allocation (Rs. in lakh)	Quantity/ Target	Avr. Unit Cost (In lakh)	Fin. Allocation (Rs. in lakh)	Measure of quantity/ Target	Quantity/ Target	Avr. Unit Cost (In lakh)	Fin. Allocatio n (Rs. in lakh)	Quantity/ Target	Avr. Unit Cost (In lakh)	Fin. Allocation (Rs. in lakh)
							No. of DVS+RVS	1	12000.000	0.120	1	12000.000	0.120
							months	12	18000.000	2.160	12	18000.000	2.160
							Urban Slum	170	625.000	1.062	170	625.000	1.062
							Underserve d Session per Yr	32	2475.000	0.792	32	2475.000	0.792
							Expected Complete Imm, (upto 5 yrs)	14569	225.000	32.780	14543	225.000	32.722

National Health Mission, Assam

3- Fund allocated to Bajali							4- Fund allocated to Biswanath						
2024-25				2025-26			2024-25				2025-26		
Fresh approval				Fresh approval			Fresh approval				Fresh approval		
Measure of quantity/ Target	Quantity/ Target	Avr. Unit Cost (In lakh)	Fin. Allocation (Rs. in lakh)	Quantity/ Target	Avr. Unit Cost (In lakh)	Fin. Allocation (Rs. in lakh)	Measure of quantity/ Target	Quantity/ Target	Avr. Unit Cost (In lakh)	Fin. Allocatio n (Rs. in lakh)	Quantity/ Target	Avr. Unit Cost (In lakh)	Fin. Allocation (Rs. in lakh)
							No. of Batches	9	70934.000	6.694	9	70934.000	6.694
							BRIDGE Mtng Batch Number	14	18000.000	2.520	14	18000.000	2.520
							RI/IMI Session Planned	230	900.000	2.072	230	900.000	2.072
							Beneficiary Infant Target	14600	5.000	0.730	14600	5.000	0.730
							Yearly No. of AVD (HtRA)	1476	200.000	2.952	1476	200.000	2.952
							Yearly No. of AVD for Very Hard to Reach Area	249	450.000	1.121	249	450.000	1.121

National Health Mission, Assam

3- Fund allocated to Bajali							4- Fund allocated to Biswanath						
2024-25				2025-26			2024-25				2025-26		
Fresh approval				Fresh approval			Fresh approval				Fresh approval		
Measure of quantity/ Target	Quantity/ Target	Avr. Unit Cost (In lakh)	Fin. Allocation (Rs. in lakh)	Quantity/ Target	Avr. Unit Cost (In lakh)	Fin. Allocation (Rs. in lakh)	Measure of quantity/ Target	Quantity/ Target	Avr. Unit Cost (In lakh)	Fin. Allocatio n (Rs. in lakh)	Quantity/ Target	Avr. Unit Cost (In lakh)	Fin. Allocation (Rs. in lakh)
							No. of Participants	27	600.000	0.160	27	600.000	0.160
							No. of Sub Centre & Plan. Unit	140	1200.000	1.680	140	1200.000	1.680
							No. of Supervisory Visits planned yearly	868	384.280	3.336	868	384.280	3.336
							No. of PHC	3	29167.000	0.875	3	29167.000	0.875
			0.00			0.00				12.01			12.01
							No. of Beneficiary	126491	9.498	12.014	126491	9.498	12.014
	0		0.000	0		0.000		13		1.874	13		1.874

National Health Mission, Assam

3- Fund allocated to Bajali							4- Fund allocated to Biswanath						
2024-25				2025-26			2024-25				2025-26		
Fresh approval				Fresh approval			Fresh approval				Fresh approval		
Mesure of quantity/ Target	Quantity/ Target	Avr. Unit Cost (In lakh)	Fin. Allocation (Rs. in lakh)	Quantity/ Target	Avr. Unit Cost (In lakh)	Fin. Allocation (Rs. in lakh)	Mesure of quantity/ Target	Quantity/ Target	Avr. Unit Cost (In lakh)	Fin. Allocation (Rs. in lakh)	Quantity/ Target	Avr. Unit Cost (In lakh)	Fin. Allocation (Rs. in lakh)
							No. of DVS & RVS	1	92600.000	0.926	1	92600.000	0.926
							No. of Months	12	7900	0.948	12	7900	0.948
			0.00			0.00				102.68			102.62
	0	0	0	0	0	0		102	300.125	0.518	102	300.125	0.518
							No of AFHC	1	0.06	0.06	1	0.06	0.06
No of Counsellors visits							No of Counsellors visits	96	300	0.288	96	300	0.288

National Health Mission, Assam

3- Fund allocated to Bajali							4- Fund allocated to Biswanath						
2024-25				2025-26			2024-25				2025-26		
Fresh approval				Fresh approval			Fresh approval				Fresh approval		
Measure of quantity/ Target	Quantity/ Target	Avr. Unit Cost (In lakh)	Fin. Allocation (Rs. in lakh)	Quantity/ Target	Avr. Unit Cost (In lakh)	Fin. Allocation (Rs. in lakh)	Measure of quantity/ Target	Quantity/ Target	Avr. Unit Cost (In lakh)	Fin. Allocation (Rs. in lakh)	Quantity/ Target	Avr. Unit Cost (In lakh)	Fin. Allocation (Rs. in lakh)
	1		0.05	995		10.56		890		6.63	875		2.74
0.000	0	#DIV/0!	0.000	0	#DIV/0!	0.000	0.000	1641	#DIV/0!	29.197	1755	#DIV/0!	31.574
		#DIV/0!			#DIV/0!		Nos of Camp	26	0.150	3.900	28	0.150	4.200
		#DIV/0!			#DIV/0!			955	0.025	23.647	1037	0.025	25.649
		#DIV/0!			#DIV/0!			660	0.002500	1.650	690	0.002500	1.725
		#DIV/0!			#DIV/0!				#DIV/0!			#DIV/0!	
		#DIV/0!			#DIV/0!				#DIV/0!			#DIV/0!	
		#DIV/0!			#DIV/0!				#DIV/0!			#DIV/0!	
		#DIV/0!			#DIV/0!				#DIV/0!			#DIV/0!	
		#DIV/0!			#DIV/0!				#DIV/0!			#DIV/0!	
		#DIV/0!			#DIV/0!				#DIV/0!			#DIV/0!	
		#DIV/0!			#DIV/0!				#DIV/0!			#DIV/0!	
		#DIV/0!			#DIV/0!				#DIV/0!			#DIV/0!	

National Health Mission, Assam

3- Fund allocated to Bajali							4- Fund allocated to Biswanath						
2024-25			2025-26				2024-25				2025-26		
Fresh approval			Fresh approval				Fresh approval				Fresh approval		
Measure of quantity/ Target	Quantity/ Target	Avr. Unit Cost (In lakh)	Fin. Allocation (Rs. in lakh)	Quantity/ Target	Avr. Unit Cost (In lakh)	Fin. Allocation (Rs. in lakh)	Measure of quantity/ Target	Quantity/ Target	Avr. Unit Cost (In lakh)	Fin. Allocation (Rs. in lakh)	Quantity/ Target	Avr. Unit Cost (In lakh)	Fin. Allocation (Rs. in lakh)
		#DIV/0!			#DIV/0!				#DIV/0!			#DIV/0!	
0.00	0	#DIV/0!	0.00	0	#DIV/0!	0.00	0.00	62	#DIV/0!	2.72	62	#DIV/0!	2.72
		#DIV/0!			#DIV/0!			2	0.160	0.320	2	0.160	0.320
		#DIV/0!			#DIV/0!			60	0.040	2.400	60	0.040	2.400
		#DIV/0!			#DIV/0!				#DIV/0!			#DIV/0!	
		#DIV/0!			#DIV/0!				#DIV/0!			#DIV/0!	
		#DIV/0!			#DIV/0!				#DIV/0!			#DIV/0!	
0.000	0	#DIV/0!	0.000	0	#DIV/0!	0.000	0.000	9076	#DIV/0!	15.437	9090	#DIV/0!	16.319
		#DIV/0!			#DIV/0!			10	0.050	0.500	12	0.050	0.600
		#DIV/0!			#DIV/0!			1849	0.0002	0.370	1405	0.0002	0.281
		#DIV/0!			#DIV/0!			3373	0.002	8.100	3542	0.002	8.500
		#DIV/0!			#DIV/0!			234	0.003	0.700	293	0.003	0.880
		#DIV/0!			#DIV/0!			3373	0.001	4.050	3542	0.001	4.250

National Health Mission, Assam

3- Fund allocated to Bajali							4- Fund allocated to Biswanath						
2024-25				2025-26			2024-25				2025-26		
Fresh approval				Fresh approval			Fresh approval				Fresh approval		
Measure of quantity/ Target	Quantity/ Target	Avr. Unit Cost (In lakh)	Fin. Allocation (Rs. in lakh)	Quantity/ Target	Avr. Unit Cost (In lakh)	Fin. Allocation (Rs. in lakh)	Measure of quantity/ Target	Quantity/ Target	Avr. Unit Cost (In lakh)	Fin. Allocation (Rs. in lakh)	Quantity/ Target	Avr. Unit Cost (In lakh)	Fin. Allocation (Rs. in lakh)
		#DIV/0!			#DIV/0!			234	0.001	0.350	293	0.002	0.440
		#DIV/0!			#DIV/0!				#DIV/0!			#DIV/0!	
		#DIV/0!			#DIV/0!				#DIV/0!			#DIV/0!	
		#DIV/0!			#DIV/0!			1	0.493	0.4925	1	0.493	0.4925
		#DIV/0!			#DIV/0!			2	0.438	0.875	2	0.438	0.875
		#DIV/0!			#DIV/0!				#DIV/0!			#DIV/0!	
		#DIV/0!			#DIV/0!				#DIV/0!			#DIV/0!	
		#DIV/0!			#DIV/0!				#DIV/0!			#DIV/0!	
0.000	0	#DIV/0!	0.000	0	#DIV/0!	0.000	0.000	6082	#DIV/0!	5.067	6142	#DIV/0!	5.107
		#DIV/0!			#DIV/0!			3040	0.000750	2.280	3070	0.000749	2.300
		#DIV/0!			#DIV/0!			3040	0.001	2.280	3070	0.001	2.300
		#DIV/0!			#DIV/0!				#DIV/0!			#DIV/0!	

National Health Mission, Assam

3- Fund allocated to Bajali							4- Fund allocated to Biswanath						
2024-25			2025-26				2024-25				2025-26		
Fresh approval			Fresh approval				Fresh approval				Fresh approval		
Mesure of quantity/ Target	Quantity/ Target	Avr. Unit Cost (In lakh)	Fin. Allocation (Rs. in lakh)	Quantity/ Target	Avr. Unit Cost (In lakh)	Fin. Allocation (Rs. in lakh)	Mesure of quantity/ Target	Quantity/ Target	Avr. Unit Cost (In lakh)	Fin. Allocation (Rs. in lakh)	Quantity/ Target	Avr. Unit Cost (In lakh)	Fin. Allocation (Rs. in lakh)
		#DIV/0!			#DIV/0!			1	0.174	0.1735	1	0.174	0.1735
		#DIV/0!			#DIV/0!			1	0.333	0.333	1	0.333	0.333
		#DIV/0!			#DIV/0!				#DIV/0!			#DIV/0!	
		#DIV/0!			#DIV/0!				#DIV/0!			#DIV/0!	
		#DIV/0!			#DIV/0!				#DIV/0!			#DIV/0!	
0.000	0	#DIV/0!	0.000	0	#DIV/0!	0.000	0.000	6465	#DIV/0!	26.558	6575	#DIV/0!	27.356
		#DIV/0!			#DIV/0!			1104	0.001	1.10	1159	0.001	1.16
		#DIV/0!			#DIV/0!			3500	0.001	3.500	3500	0.001	3.500
		#DIV/0!			#DIV/0!			756	0.005	3.630	756	0.005	3.630
		#DIV/0!			#DIV/0!	0.000		1104	0.013500	14.904	1159	0.013500	15.647
		#DIV/0!			#DIV/0!			1	3.420	3.420	1	3.420	3.420
		#DIV/0!			#DIV/0!				#DIV/0!			#DIV/0!	
		#DIV/0!			#DIV/0!				#DIV/0!			#DIV/0!	
		#DIV/0!			#DIV/0!				#DIV/0!			#DIV/0!	
0.000	0	#DIV/0!	0.000	0	#DIV/0!	0.000	0.000	0	#DIV/0!	0.000	0	#DIV/0!	0.000

National Health Mission, Assam

3- Fund allocated to Bajali							4- Fund allocated to Biswanath						
2024-25				2025-26			2024-25				2025-26		
Fresh approval				Fresh approval			Fresh approval				Fresh approval		
Measure of quantity/ Target	Quantity/ Target	Avr. Unit Cost (In lakh)	Fin. Allocation (Rs. in lakh)	Quantity/ Target	Avr. Unit Cost (In lakh)	Fin. Allocation (Rs. in lakh)	Measure of quantity/ Target	Quantity/ Target	Avr. Unit Cost (In lakh)	Fin. Allocatio n (Rs. in lakh)	Quantity/ Target	Avr. Unit Cost (In lakh)	Fin. Allocation (Rs. in lakh)
		#DIV/0!			#DIV/0!				#DIV/0!			#DIV/0!	
0.000	0	#DIV/0!	0.000	0	#DIV/0!	0.000	0.000	2	0.637	0.637	2	0.637	0.637
		#DIV/0!			#DIV/0!			1	0.295	0.295	1	0.295	0.295
		#DIV/0!			#DIV/0!			1	0.342	0.342	1	0.342	0.342
0.000	0	#DIV/0!	0.000	0	#DIV/0!	0.000	0.000	294	0.107	2.058	294	0.107	2.058
		#DIV/0!			#DIV/0!			4	0.020	0.08	4	0.020	0.08
		#DIV/0!			#DIV/0!			4	0.015	0.060	4	0.015	0.060
		#DIV/0!			#DIV/0!			4	0.030	0.12	4	0.030	0.12
		#DIV/0!			#DIV/0!			4	0.030	0.12	4	0.030	0.12
		#DIV/0!			#DIV/0!			139	0.006	0.836	139	0.0060144	0.836

National Health Mission, Assam

3- Fund allocated to Bajali							4- Fund allocated to Biswanath						
2024-25				2025-26			2024-25				2025-26		
Fresh approval				Fresh approval			Fresh approval				Fresh approval		
Measure of quantity/ Target	Quantity/ Target	Avr. Unit Cost (In lakh)	Fin. Allocation (Rs. in lakh)	Quantity/ Target	Avr. Unit Cost (In lakh)	Fin. Allocation (Rs. in lakh)	Measure of quantity/ Target	Quantity/ Target	Avr. Unit Cost (In lakh)	Fin. Allocation (Rs. in lakh)	Quantity/ Target	Avr. Unit Cost (In lakh)	Fin. Allocation (Rs. in lakh)
		#DIV/0!			#DIV/0!			139	0.006	0.842	139	0.0060576	0.842
0.000	0	#DIV/0!	0.000	0	#DIV/0!	0.000	0.000	4404	#DIV/0!	27.575	4504	#DIV/0!	28.713
		#DIV/0!			#DIV/0!			42	0.005	0.210	42	0.005	0.210
		#DIV/0!			#DIV/0!			106	0.008	0.880	106	0.008	0.880
		#DIV/0!			#DIV/0!			3062	0.005	15.310	3368	0.005	16.840
		#DIV/0!			#DIV/0!			823	0.010	8.230	895	0.010	8.950
		#DIV/0!			#DIV/0!				#DIV/0!			#DIV/0!	
		#DIV/0!			#DIV/0!			1	0.165	0.165	1	0.165	0.165
		#DIV/0!			#DIV/0!				#DIV/0!			#DIV/0!	
		#DIV/0!			#DIV/0!				#DIV/0!			#DIV/0!	
		#DIV/0!			#DIV/0!				#DIV/0!			#DIV/0!	
		#DIV/0!			#DIV/0!				#DIV/0!			#DIV/0!	

National Health Mission, Assam

3- Fund allocated to Bajali							4- Fund allocated to Biswanath							
2024-25				2025-26			2024-25				2025-26			
Fresh approval				Fresh approval			Fresh approval				Fresh approval			
Measure of quantity/ Target	Quantity/ Target	Avr. Unit Cost (In lakh)	Fin. Allocation (Rs. in lakh)	Quantity/ Target	Avr. Unit Cost (In lakh)	Fin. Allocation (Rs. in lakh)	Measure of quantity/ Target	Quantity/ Target	Avr. Unit Cost (In lakh)	Fin. Allocation (Rs. in lakh)	Quantity/ Target	Avr. Unit Cost (In lakh)	Fin. Allocation (Rs. in lakh)	
		#DIV/0!			#DIV/0!			4	0.025	0.100		4	0.025	0.100
		#DIV/0!			#DIV/0!				#DIV/0!			#DIV/0!		
		#DIV/0!			#DIV/0!				#DIV/0!			#DIV/0!		
		#DIV/0!			#DIV/0!			278	0.00400	1.112		#DIV/0!		
		#DIV/0!			#DIV/0!				#DIV/0!			#DIV/0!		
		#DIV/0!			#DIV/0!				#DIV/0!			#DIV/0!		
		#DIV/0!			#DIV/0!			1	0.423	0.4225		1	0.423	0.4225
		#DIV/0!			#DIV/0!			85	0.005	0.425		85	0.005	0.425
		#DIV/0!			#DIV/0!			2	0.360	0.720		2	0.360	0.720
		#DIV/0!			#DIV/0!				#DIV/0!			#DIV/0!		
		#DIV/0!			#DIV/0!				#DIV/0!			#DIV/0!		
		#DIV/0!			#DIV/0!				#DIV/0!			#DIV/0!		
		#DIV/0!			#DIV/0!				#DIV/0!			#DIV/0!		
		#DIV/0!			#DIV/0!				#DIV/0!			#DIV/0!		

National Health Mission, Assam

3- Fund allocated to Bajali							4- Fund allocated to Biswanath						
2024-25				2025-26			2024-25				2025-26		
Fresh approval				Fresh approval			Fresh approval				Fresh approval		
Measure of quantity/ Target	Quantity/ Target	Avr. Unit Cost (In lakh)	Fin. Allocation (Rs. in lakh)	Quantity/ Target	Avr. Unit Cost (In lakh)	Fin. Allocation (Rs. in lakh)	Measure of quantity/ Target	Quantity/ Target	Avr. Unit Cost (In lakh)	Fin. Allocatio n (Rs. in lakh)	Quantity/ Target	Avr. Unit Cost (In lakh)	Fin. Allocation (Rs. in lakh)
0	0	0	0	0	0	0	0	0	0	0	0	0	0
0	0	0	0	0	0	0	0	0	0	0	0	0	0
0	0	0	0	0	0	0	0	0	0	0	0	0	0
0	0	0	0	0	0	0	0	0	0	0	0	0	0
0	0	0	0	0	0	0	0	0	0	0	0	0	0
0.00	0.00	0.00	0.00	0.00	0.00	0.00	0.00	786.00	200.00	1.57	786.00	200.00	1.57
No of ASHA							No of ASHA	786	200.000	1.572	786	200.000	1.57
										0.00			0.00

National Health Mission, Assam

3- Fund allocated to Bajali							4- Fund allocated to Biswanath						
2024-25				2025-26			2024-25				2025-26		
Fresh approval				Fresh approval			Fresh approval				Fresh approval		
Measure of quantity/ Target	Quantity/ Target	Avr. Unit Cost (In lakh)	Fin. Allocation (Rs. in lakh)	Quantity/ Target	Avr. Unit Cost (In lakh)	Fin. Allocation (Rs. in lakh)	Measure of quantity/ Target	Quantity/ Target	Avr. Unit Cost (In lakh)	Fin. Allocation (Rs. in lakh)	Quantity/ Target	Avr. Unit Cost (In lakh)	Fin. Allocation (Rs. in lakh)
	0.00	0.00	0.00	0.00	0.00	0.00	0.00	0.00	0.00	0.00	0.00	0.00	0.00
										0.0000			0.0000
	0.00	0.00	0.00	0.00	0.00	0.00	0.00	786.00	400.00	3.14	786.00	400.00	3.14
										0.000			0.000
				0.000	0.000	0.00	NO OF ASHA	786	400.000	3.144	786.000	400.000	3.14
	0.00	0.00	0.00	0.00	0.00	0.00	0.00	87708.00	79501.00	1.67	87708.00	79501.00	1.67
							no of children	87707	1.000	0.88	87707	1.000	0.88
										0.00			0.00
										0.00			0.00

National Health Mission, Assam

3- Fund allocated to Bajali							4- Fund allocated to Biswanath						
2024-25				2025-26			2024-25				2025-26		
Fresh approval				Fresh approval			Fresh approval				Fresh approval		
Mesure of quantity/ Target	Quantity/ Target	Avr. Unit Cost (In lakh)	Fin. Allocation (Rs. in lakh)	Quantity/ Target	Avr. Unit Cost (In lakh)	Fin. Allocation (Rs. in lakh)	Mesure of quantity/ Target	Quantity/ Target	Avr. Unit Cost (In lakh)	Fin. Allocation (Rs. in lakh)	Quantity/ Target	Avr. Unit Cost (In lakh)	Fin. Allocation (Rs. in lakh)
										0.00			0.00
										0.00			0.00
							no of district	1	79500.000	0.80	1	79500.000	0.80
0	0	0	0	0	0	0	0	1	27000	0.27	1	27000	0.27
no of district							no of district	1	27000.000	0.27	1	27000.000	0.27
			0.000			0.000				19.259			20.607
0.000	0	0.000	0.000	0.000	0.000	0.000	0.000	0	0.000	0.000	0.000	0.000	0
0.000	0	0.000	0.000	0.000	0.000	0.000	0.000	0	0.000	0.000	0.000	0.000	0
0.000	0	0.000	0.000	0.000	0.000	0.000	0.000	0	0.000	0.000	0.000	0.000	0
0.000	0	0.000	0.000	0.000	0.000	0.000	0.000	0	0.000	0.000	0.000	0.000	0

National Health Mission, Assam

3- Fund allocated to Bajali							4- Fund allocated to Biswanath						
2024-25				2025-26			2024-25				2025-26		
Fresh approval				Fresh approval			Fresh approval				Fresh approval		
Measure of quantity/ Target	Quantity/ Target	Avr. Unit Cost (In lakh)	Fin. Allocation (Rs. in lakh)	Quantity/ Target	Avr. Unit Cost (In lakh)	Fin. Allocation (Rs. in lakh)	Measure of quantity/ Target	Quantity/ Target	Avr. Unit Cost (In lakh)	Fin. Allocation (Rs. in lakh)	Quantity/ Target	Avr. Unit Cost (In lakh)	Fin. Allocation (Rs. in lakh)
0	0	0	0	0	0	0	0	0	0	0	0	0	0
0	0	0	0	0	0	0	0	0	0	0	0	0	0
Per District	2	0.030	0.060	2.000	0.030	0.060	Per District	2.00	0.03	0.06	2.00	0.03	0.06
0	0	0	0	0	0	0	0	0	0	0	0	0	0
per block	1	0.360	0.360	1.000	0.360	0.360	per block	4	0.360	1.440	4	0.36000	1.44000
Per District	1	0.960	0.960	1.000	0.960	0.960	Per District	1	0.960	0.960	1.000	0.960	0.96
0	0	0	0	0	0	0	0	0	0	0	0	0	0
0	9	2.305	2.335	8	2.3475	2.3775	0	15	4.305	5.665	13	4.3475	5.7075

National Health Mission, Assam

3- Fund allocated to Bajali							4- Fund allocated to Biswanath						
2024-25				2025-26			2024-25				2025-26		
Fresh approval				Fresh approval			Fresh approval				Fresh approval		
Measure of quantity/ Target	Quantity/ Target	Avr. Unit Cost (In lakh)	Fin. Allocation (Rs. in lakh)	Quantity/ Target	Avr. Unit Cost (In lakh)	Fin. Allocation (Rs. in lakh)	Measure of quantity/ Target	Quantity/ Target	Avr. Unit Cost (In lakh)	Fin. Allocatio n (Rs. in lakh)	Quantity/ Target	Avr. Unit Cost (In lakh)	Fin. Allocation (Rs. in lakh)
							No. of MTS	1	0.02	0.02	1	0.02	0.02
Month wise	12	0.10	1.20	12	0.10	1.20	Month wise	12	0.10	1.20	12	0.10	1.20
			8.90645			9.039				10.4293			10.583
case wise	4	0.003	0.01	4	0.003	0.01	case wise	14	0.003	0.04	14	0.003	0.04
Operational cost wise	3	0.375	1.125	3	0.375	1.125	Operational cost wise	3	0.375	1.125	3	0.375	1.125
In litres	100	0.0061	0.61	100	0.0061	0.61	In litres	100	0.0061	0.61	100	0.0061	0.61
Batchwise	2	0.35	0.70	2	0.35	0.70	Batchwise	2	0.35	0.70	2	0.35	0.70

National Health Mission, Assam

3- Fund allocated to Bajali							4- Fund allocated to Biswanath						
2024-25				2025-26			2024-25				2025-26		
Fresh approval				Fresh approval			Fresh approval				Fresh approval		
Measure of quantity/ Target	Quantity/ Target	Avr. Unit Cost (In lakh)	Fin. Allocation (Rs. in lakh)	Quantity/ Target	Avr. Unit Cost (In lakh)	Fin. Allocation (Rs. in lakh)	Measure of quantity/ Target	Quantity/ Target	Avr. Unit Cost (In lakh)	Fin. Allocatio n (Rs. in lakh)	Quantity/ Target	Avr. Unit Cost (In lakh)	Fin. Allocation (Rs. in lakh)
Districtwise	1	0.40	0.40	1	0.40	0.40	Districtwise	1	0.40	0.40	1	0.40	0.40
Districtwise	1	0.50	0.50	1	0.50	0.50	Districtwise	1	0.80	0.80	1	0.80	0.80
			1.700			1.700				2.210			2.210
							District wise	1	0.445	0.445	1	0.445	0.445
							Block wise	3	0.07500	0.225	3	0.07500	0.225
							District wise	1	0.07	0.07	1	0.07	0.07
							District wise	1	3.42	3.42	1	3.42	3.42
District wise	1	0.50	0.50	1	0.50	0.50	District wise	1	3.00	3.00	1	3.00	3.00

National Health Mission, Assam

3- Fund allocated to Bajali							4- Fund allocated to Biswanath						
2024-25				2025-26			2024-25				2025-26		
Fresh approval				Fresh approval			Fresh approval				Fresh approval		
Mesure of quantity/ Target	Quantity/ Target	Avr. Unit Cost (In lakh)	Fin. Allocation (Rs. in lakh)	Quantity/ Target	Avr. Unit Cost (In lakh)	Fin. Allocation (Rs. in lakh)	Mesure of quantity/ Target	Quantity/ Target	Avr. Unit Cost (In lakh)	Fin. Allocation (Rs. in lakh)	Quantity/ Target	Avr. Unit Cost (In lakh)	Fin. Allocation (Rs. in lakh)
District	1	0.20	0.20	1	0.20	0.20	District	1	0.20	0.20	1	0.20	0.20
							District	1	0.15	0.15	1	0.15	0.15
							District	1	0.10	0.10	1	0.10	0.10
							District	1	0.81	0.81	1	0.81	0.81
							District	1	14.810	14.810	1	14.810	14.810
			0.700			0.700				23.230			23.230
			14.83			14.96				39.42			39.57
	619	0.424	0.924	563	0.394	0.8185		734	15.594	16.1955	684	15.594	16.1455
Round	1	0.260	0.260	1	0.230	0.230							
Camp	1	0.100	0.100	1	0.100	0.100	Camp	2	0.200	0.200	2	0.200	0.200
No. of case	8	0.0025	0.020	5	0.0025	0.013	No. of case	15	0.0025	0.038	15	0.0025	0.038

National Health Mission, Assam

3- Fund allocated to Bajali							4- Fund allocated to Biswanath						
2024-25				2025-26			2024-25				2025-26		
Fresh approval				Fresh approval			Fresh approval				Fresh approval		
Mesure of quantity/ Target	Quantity/ Target	Avr. Unit Cost (In lakh)	Fin. Allocation (Rs. in lakh)	Quantity/ Target	Avr. Unit Cost (In lakh)	Fin. Allocation (Rs. in lakh)	Mesure of quantity/ Target	Quantity/ Target	Avr. Unit Cost (In lakh)	Fin. Allocation (Rs. in lakh)	Quantity/ Target	Avr. Unit Cost (In lakh)	Fin. Allocation (Rs. in lakh)
No. of case	2	0.004	0.008	2	0.004	0.008	No. of case	6	0.004	0.024	6	0.004	0.024
No. of case	6	0.006	0.036	3	0.006	0.018	No. of case	9	0.006	0.054	9	0.006	0.054
No. of case	300	0.0005	0.150	300	0.0005	0.150	No. of case	400	0.0005	0.200	400	0.0005	0.200
No. of ASHA	300	0.001	0.300	250	0.001	0.250	No. of ASHA	300	0.001	0.300	250	0.001	0.250
District	1	0.050	0.050	1	0.050	0.050	District	1	0.150	0.150	1	0.150	0.150
Round							Round	1	15.230	15.230	1	15.230	15.230
	32	0.007	0.104	32	0.035	0.104		56	0.007	0.182	56	0.007	0.182
Foot wear	8	0.004	0.032	8	0.032	0.032	Foot wear	14	0.004	0.056	14	0.004	0.056
No. of Kits	24	0.003	0.072	24	0.003	0.072	No. of Kits	42	0.003	0.126	42	0.003	0.126
	7.00	1.69	2.56	7.00	1.69	2.56		8.00	11.44	12.31	8.00	11.44	12.31
No. of batch	3	0.43	1.300	3	0.43	1.300	No. of batch	3	0.43	1.300	3	0.43	1.300

National Health Mission, Assam

3- Fund allocated to Bajali							4- Fund allocated to Biswanath						
2024-25				2025-26			2024-25				2025-26		
Fresh approval				Fresh approval			Fresh approval				Fresh approval		
Mesure of quantity/ Target	Quantity/ Target	Avr. Unit Cost (In lakh)	Fin. Allocation (Rs. in lakh)	Quantity/ Target	Avr. Unit Cost (In lakh)	Fin. Allocation (Rs. in lakh)	Mesure of quantity/ Target	Quantity/ Target	Avr. Unit Cost (In lakh)	Fin. Allocation (Rs. in lakh)	Quantity/ Target	Avr. Unit Cost (In lakh)	Fin. Allocation (Rs. in lakh)
No. of District	1	0.200	0.200	1	0.200	0.200	No. of District	1	0.200	0.200	1	0.200	0.200
No. of District	1	0.100	0.100	1	0.100	0.100	No. of District	1	0.100	0.100	1	0.100	0.100
							NGO	1	9.750	9.750	1	9.750	9.750
District	1	0.600	0.600	1	0.600	0.600	District	1	0.600	0.600	1	0.600	0.600
District	1	0.360	0.360	1	0.360	0.360	District	1	0.360	0.360	1	0.360	0.360
	658		3.588	602		3.483		798		28.688	748		28.638
0	0	0	0	0	0	0	0	28826	6.51675	22.654	28826	6.51683	22.663

National Health Mission, Assam

3- Fund allocated to Bajali							4- Fund allocated to Biswanath						
2024-25				2025-26			2024-25				2025-26		
Fresh approval				Fresh approval			Fresh approval				Fresh approval		
Measure of quantity/ Target	Quantity/ Target	Avr. Unit Cost (In lakh)	Fin. Allocation (Rs. in lakh)	Quantity/ Target	Avr. Unit Cost (In lakh)	Fin. Allocation (Rs. in lakh)	Measure of quantity/ Target	Quantity/ Target	Avr. Unit Cost (In lakh)	Fin. Allocation (Rs. in lakh)	Quantity/ Target	Avr. Unit Cost (In lakh)	Fin. Allocation (Rs. in lakh)
No. of Patient	0		0.000	0	0	0	No. of Patient	250	0.01	2.500	250	0.01	2.500
			0.000					3000	0.00025	0.750	3000	0.00025	0.750
			0.000					23600	0.00010	2.360	23600	0.00010	2.360
			0.000							0.000			0.000
			0.000							0.000			0.000
			0.000							0.000			0.000
0	0		0.000	0	0.000	0.000	No. of DTC	1	0.500	0.500	1	0.500	0.500
			0.000				No. of DDS	1	0.200	0.200	1	0.200	0.200
			0.000		0.000	0.000	No. of TU	3	0.200	0.600	3	0.200	0.600
			0.000				No. of DMC	10	0.05	0.500	10	0.05	0.500
			0.000							0.000			0.000
			0.000							0.000			0.000
			0.000							0.000			0.000
			0.000				No. of Machine	10	0.04	0.400	10	0.04	0.400
			0.000							0.000			0.000
			0.000				No. of Str	1	0.515	0.515	1	0.515	0.515

National Health Mission, Assam

3- Fund allocated to Bajali							4- Fund allocated to Biswanath						
2024-25				2025-26			2024-25				2025-26		
Fresh approval				Fresh approval			Fresh approval				Fresh approval		
Measure of quantity/ Target	Quantity/ Target	Avr. Unit Cost (In lakh)	Fin. Allocation (Rs. in lakh)	Quantity/ Target	Avr. Unit Cost (In lakh)	Fin. Allocation (Rs. in lakh)	Measure of quantity/ Target	Quantity/ Target	Avr. Unit Cost (In lakh)	Fin. Allocatio n (Rs. in lakh)	Quantity/ Target	Avr. Unit Cost (In lakh)	Fin. Allocation (Rs. in lakh)
			0.000							0.000			0.000
			0.000				No. of items	1800	0.00238	4.284	1800	0.00238	4.284
			0.000							0.000			0.000
			0.000							0.000			0.000
			0.000				No. of Batches	1	2.36	2.360	1	2.36	2.360
			0.000				No of Participants	24	0.0055	0.132	24	0.006	0.132
			0.000				No ofCHOs	106	0.01352	1.4331	106	0.0136	1.442
			0.000							0.000			0.000
			0.000							0.000			0.000
			0.000							0.000			0.000
			0.000				No. of workshop	1	0.520	0.520	1	0.520	0.520
			0.000							0.000			0.000
			0.000							0.000			0.000
			0.000							0.000			0.000

National Health Mission, Assam

3- Fund allocated to Bajali							4- Fund allocated to Biswanath						
2024-25				2025-26			2024-25				2025-26		
Fresh approval				Fresh approval			Fresh approval				Fresh approval		
Measure of quantity/ Target	Quantity/ Target	Avr. Unit Cost (In lakh)	Fin. Allocation (Rs. in lakh)	Quantity/ Target	Avr. Unit Cost (In lakh)	Fin. Allocation (Rs. in lakh)	Measure of quantity/ Target	Quantity/ Target	Avr. Unit Cost (In lakh)	Fin. Allocatio n (Rs. in lakh)	Quantity/ Target	Avr. Unit Cost (In lakh)	Fin. Allocation (Rs. in lakh)
			0.000				No. of Items	1	1.400	1.400	1	1.400	1.400
			0.000							0.000			0.000
			0.000							0.000			0.000
			0.000							0.000			0.000
			0.000				No of Visit			0.000			0.000
			0.000				No of Visit	5	0.6	3.000	5	0.600	3.000
			0.000				Lumpsum	12	0.100	1.2000	12	0.100	1.200
	0	0	0	0	0	0		0	0.0805	13.150	720	0.0805	13.150
							No of Patient	400	0.03	12.0000	400	0.03	12.000
							No of Patient	20	0.05	1.0000	20	0.05	1.000

National Health Mission, Assam

3- Fund allocated to Bajali							4- Fund allocated to Biswanath						
2024-25				2025-26			2024-25				2025-26		
Fresh approval				Fresh approval			Fresh approval				Fresh approval		
Measure of quantity/ Target	Quantity/ Target	Avr. Unit Cost (In lakh)	Fin. Allocation (Rs. in lakh)	Quantity/ Target	Avr. Unit Cost (In lakh)	Fin. Allocation (Rs. in lakh)	Measure of quantity/ Target	Quantity/ Target	Avr. Unit Cost (In lakh)	Fin. Allocatio n (Rs. in lakh)	Quantity/ Target	Avr. Unit Cost (In lakh)	Fin. Allocation (Rs. in lakh)
							No of Patient	300	0.0005	0.1500	300	0.0005	0.150
0	0	0	0	0	0	0	0	233	2.015	3.160	233	2.015	3.160
							No of Patient	150	0.005	0.7500	150	0.005	0.750
							No of Patient	60	0.005	0.3000	60	0.005	0.300
							No. of Scheme	1	2	2.0000	1	2	2.000
							No of Patient	22	0.005	0.1100	22	0.005	0.110

National Health Mission, Assam

3- Fund allocated to Bajali							4- Fund allocated to Biswanath						
2024-25				2025-26			2024-25				2025-26		
Fresh approval				Fresh approval			Fresh approval				Fresh approval		
Mesure of quantity/ Target	Quantity/ Target	Avr. Unit Cost (In lakh)	Fin. Allocation (Rs. in lakh)	Quantity/ Target	Avr. Unit Cost (In lakh)	Fin. Allocation (Rs. in lakh)	Mesure of quantity/ Target	Quantity/ Target	Avr. Unit Cost (In lakh)	Fin. Allocation (Rs. in lakh)	Quantity/ Target	Avr. Unit Cost (In lakh)	Fin. Allocation (Rs. in lakh)
	0		0.000	0		0.000		658		1.850	658		1.850
No of activity							No of activity	58	0.030	1.730	58	0.030	1.730
No. of poster							No. of poster	600	0.0002	0.120	600	0.0002	0.120
	0.000	0.000	0.000	0.000	0.000	0.000	#VALUE!	3.000	3.312	3.812	3.000	3.312	3.812
							No of activity	2	0.5	1.000	2	0.5	1.000
							No of Batches	1	2.812	2.812	1	2.812	2.812

National Health Mission, Assam

3- Fund allocated to Bajali							4- Fund allocated to Biswanath						
2024-25				2025-26			2024-25				2025-26		
Fresh approval				Fresh approval			Fresh approval				Fresh approval		
Mesure of quantity/ Target	Quantity/ Target	Avr. Unit Cost (In lakh)	Fin. Allocation (Rs. in lakh)	Quantity/ Target	Avr. Unit Cost (In lakh)	Fin. Allocation (Rs. in lakh)	Mesure of quantity/ Target	Quantity/ Target	Avr. Unit Cost (In lakh)	Fin. Allocation (Rs. in lakh)	Quantity/ Target	Avr. Unit Cost (In lakh)	Fin. Allocation (Rs. in lakh)
0.000	0.000	0.000	0.000	0.000	0.000	0.000	#VALUE!	31462	12.042	60.551	31462	12.042	60.560
0	0	0	0	0	0	0	0	0	0	0	0	0	0
0	1	0.15	0.15	1	0.15	0.15	0	1	0.15	0.15	1	0.15	0.15

National Health Mission, Assam

3- Fund allocated to Bajali							4- Fund allocated to Biswanath						
2024-25				2025-26			2024-25				2025-26		
Fresh approval				Fresh approval			Fresh approval				Fresh approval		
Measure of quantity/ Target	Quantity/ Target	Avr. Unit Cost (In lakh)	Fin. Allocation (Rs. in lakh)	Quantity/ Target	Avr. Unit Cost (In lakh)	Fin. Allocation (Rs. in lakh)	Measure of quantity/ Target	Quantity/ Target	Avr. Unit Cost (In lakh)	Fin. Allocatio n (Rs. in lakh)	Quantity/ Target	Avr. Unit Cost (In lakh)	Fin. Allocation (Rs. in lakh)
per district	1.00	0.15	0.15	1.00	0.15	0.15	per district	1.00	0.15	0.15	1.00	0.15	0.15
0	0	0	0	0	0	0	0	1	0.12	0.12	1	0.12	0.12
							Per TC	1.00	0.12	0.12	1.00	0.12	0.12

National Health Mission, Assam

3- Fund allocated to Bajali							4- Fund allocated to Biswanath						
2024-25				2025-26			2024-25				2025-26		
Fresh approval				Fresh approval			Fresh approval				Fresh approval		
Measure of quantity/ Target	Quantity/ Target	Avr. Unit Cost (In lakh)	Fin. Allocation (Rs. in lakh)	Quantity/ Target	Avr. Unit Cost (In lakh)	Fin. Allocation (Rs. in lakh)	Measure of quantity/ Target	Quantity/ Target	Avr. Unit Cost (In lakh)	Fin. Allocation (Rs. in lakh)	Quantity/ Target	Avr. Unit Cost (In lakh)	Fin. Allocation (Rs. in lakh)
			0.00			0.00				0.00			0.00
			0.00			0.00				0.00			0.00
			22.00			21.07				135.69			134.85
0	0	0	0	0	0	0	0	0	0	0	0	0	0
0	0	0	0	0	0	0	In nos.	500	0.02	7.50	500	0.02	7.50
0.000	0	0.000	0.000	0.000	0.000	0.000	In nos.	0	0	0.00	0	0	0.00
0.000	0	0.000	0.000	0.000	0.000	0.000	0.000	0	0.000	0.000	0.000	0.000	0
0	0	0	0	0	0.00	0.00	0	0	0.00	0.00	0.000	0.000	0
0	0	0	0	0	0.00	0.00	0	0	0.00	0.00	0.000	0.000	0
0	0	0	0	0	0.00	0.00	0	0	0.00	0.00	0.000	0.000	0

National Health Mission, Assam

3- Fund allocated to Bajali							4- Fund allocated to Biswanath						
2024-25				2025-26			2024-25				2025-26		
Fresh approval				Fresh approval			Fresh approval				Fresh approval		
Measure of quantity/ Target	Quantity/ Target	Avr. Unit Cost (In lakh)	Fin. Allocation (Rs. in lakh)	Quantity/ Target	Avr. Unit Cost (In lakh)	Fin. Allocation (Rs. in lakh)	Measure of quantity/ Target	Quantity/ Target	Avr. Unit Cost (In lakh)	Fin. Allocation (Rs. in lakh)	Quantity/ Target	Avr. Unit Cost (In lakh)	Fin. Allocation (Rs. in lakh)
0	0	0	0	0	0.00	0.00	In nos.	100	0.00	0.00	100	0.000	0
0	0	0	0	0	0.00	0.00	In nos.	300	0.00	0.00	300	0.000	0
0	0	0	0	0	0.00	0.00	0	0	0.00	0.00	0.000	0.000	0
0	0	0	0	0	0.00	0.00	0	0	0.00	0.00	0.000	0.000	0
0	0	0	0	0	0.00	0.00	0	1	0.20	0.20	1	0.20	0.20
	0		0.00	0		0.00		901		7.70	901		7.70
							per district	1	4.38	4.38	1	4.38	4.38
							per district	1	1.25	1.25			
per district							per district	1	0.50	0.50	1	0.50	0.50
per district	1	0.00	0.00	1	0.00	0.00	per district	1	0.10	0.10	1	0.10	0.10
							per district	3	0.2655	0.797	3.000	0.2655	0.797

National Health Mission, Assam

3- Fund allocated to Bajali							4- Fund allocated to Biswanath						
2024-25				2025-26			2024-25				2025-26		
Fresh approval				Fresh approval			Fresh approval				Fresh approval		
Mesure of quantity/ Target	Quantity/ Target	Avr. Unit Cost (In lakh)	Fin. Allocation (Rs. in lakh)	Quantity/ Target	Avr. Unit Cost (In lakh)	Fin. Allocation (Rs. in lakh)	Mesure of quantity/ Target	Quantity/ Target	Avr. Unit Cost (In lakh)	Fin. Allocation (Rs. in lakh)	Quantity/ Target	Avr. Unit Cost (In lakh)	Fin. Allocation (Rs. in lakh)
per district	1	0	0.00	1	0.00	0.00	per district	1	0.12	0.12	1	0.12	0.12
							per district	1	0.7986	0.80	1	0.85	0.85
per district	1	0		1	0		per district	1	0.25	0.25	1	0.25	0.25
	3		0.00	3		0		10		8.20	9		6.9942
0	1.00	0.75	0.75	1	0.75	0.75	0	1.00	0.75	0.75	1	0.75	0.75
Per District	1	0.75	0.75	1	0.75	0.75	Per District	1	0.75	0.75	1	0.75	0.75

National Health Mission, Assam

3- Fund allocated to Bajali							4- Fund allocated to Biswanath						
2024-25				2025-26			2024-25				2025-26		
Fresh approval				Fresh approval			Fresh approval				Fresh approval		
Measure of quantity/ Target	Quantity/ Target	Avr. Unit Cost (In lakh)	Fin. Allocation (Rs. in lakh)	Quantity/ Target	Avr. Unit Cost (In lakh)	Fin. Allocation (Rs. in lakh)	Measure of quantity/ Target	Quantity/ Target	Avr. Unit Cost (In lakh)	Fin. Allocatio n (Rs. in lakh)	Quantity/ Target	Avr. Unit Cost (In lakh)	Fin. Allocation (Rs. in lakh)
0	2.00	-	-	2	-	-	0	2.00	-	-	2	-	-
Per District	1	-	-	1	-	-	Per District	1	-	-	1	-	-
Per District	1	-	-	1	-	-	Per District	1	-	-	1	-	-
	3		0.75	3		0.75		3		0.75	3		0.75
Month wise	12	0.03	0.36	12	0.03	0.36	Month wise	12	0.03	0.36	12	0.03	0.36
Batchwise	1	0.25	0.25	1	0.25	0.25	Batchwise	1	0.25	0.25	1	0.25	0.25
Districtwise	1	0.75	0.75	1	0.75	0.75	Districtwise	1	0.75	0.75	1	0.75	0.75

National Health Mission, Assam

3- Fund allocated to Bajali							4- Fund allocated to Biswanath						
2024-25				2025-26			2024-25				2025-26		
Fresh approval				Fresh approval			Fresh approval				Fresh approval		
Measure of quantity/ Target	Quantity/ Target	Avr. Unit Cost (In lakh)	Fin. Allocation (Rs. in lakh)	Quantity/ Target	Avr. Unit Cost (In lakh)	Fin. Allocation (Rs. in lakh)	Measure of quantity/ Target	Quantity/ Target	Avr. Unit Cost (In lakh)	Fin. Allocation (Rs. in lakh)	Quantity/ Target	Avr. Unit Cost (In lakh)	Fin. Allocation (Rs. in lakh)
College wise	2	0.05	0.10	2	0.05	0.10	College wise	2	0.05	0.10	2	0.05	0.10
Batchwise	1	0.25	0.25	1	0.25	0.25	Batchwise	1	0.25	0.25	1	0.25	0.25
District wise	0	0.25	0.00	0	0.25	0.00	District wise	0	0.25	0.00	0	0.25	0.00

National Health Mission, Assam

3- Fund allocated to Bajali							4- Fund allocated to Biswanath						
2024-25				2025-26			2024-25				2025-26		
Fresh approval				Fresh approval			Fresh approval				Fresh approval		
Measure of quantity/ Target	Quantity/ Target	Avr. Unit Cost (In lakh)	Fin. Allocation (Rs. in lakh)	Quantity/ Target	Avr. Unit Cost (In lakh)	Fin. Allocation (Rs. in lakh)	Measure of quantity/ Target	Quantity/ Target	Avr. Unit Cost (In lakh)	Fin. Allocation (Rs. in lakh)	Quantity/ Target	Avr. Unit Cost (In lakh)	Fin. Allocation (Rs. in lakh)
Batchwise	1	0.25	0.25	1	0.25	0.25	Batchwise	1	0.25	0.25	1	0.25	0.25
No. of survey	0	0.20	0.00	0	0.20	0.00	No. of survey	0	0.20	0.00	0	0.20	0.00
	18		1.96	18		1.96		18		1.96	18		1.96
-	0	-	-	-	-	-	-	-	-	-	-	-	-
Per Unit	0	-	-	0	-	-	Per Unit	0	-	-	0	-	-
Per Unit	0	-	-	0	-	-	Per Unit	0	-	-	0	-	-
Per Unit	0	-	-	0	-	-	Per Unit	0	-	-	0	-	-
-	0	-	-	-	-	-	-	3.00	-	-	3.00	-	-
Per Unit	0	-	-	0	-	-	Per Unit	3	-	-	3	-	-
Per Unit	0	-	-	0	-	-	Per Unit	0	-	-	0	-	-
Per Unit	0	-	-	0	-	-	Per Unit	0	-	-	0	-	-

National Health Mission, Assam

3- Fund allocated to Bajali							4- Fund allocated to Biswanath						
2024-25				2025-26			2024-25				2025-26		
Fresh approval				Fresh approval			Fresh approval				Fresh approval		
Measure of quantity/ Target	Quantity/ Target	Avr. Unit Cost (In lakh)	Fin. Allocation (Rs. in lakh)	Quantity/ Target	Avr. Unit Cost (In lakh)	Fin. Allocation (Rs. in lakh)	Measure of quantity/ Target	Quantity/ Target	Avr. Unit Cost (In lakh)	Fin. Allocatio n (Rs. in lakh)	Quantity/ Target	Avr. Unit Cost (In lakh)	Fin. Allocation (Rs. in lakh)
Per Unit	0	-	-	0	-	-	Per Unit	0	-	-	0	-	-
Per Unit	0	-	-	0	-	-	Per Unit	0	-	-	0	-	-
Per Unit	0	-	-	0	-	-	Per Unit	0	-	-	0	-	-
Per Unit	1	1.24	1.24	1	1.24	1.24	Per Unit	1	1.24	1.24	1	1.24	1.24
Per Unit	1	1.36	1.36	1	1.36	1.36	Per Unit	1	1.36	1.36	1	1.36	1.36
Per Unit	0	-	-	0	-	-	Per Unit	0	-	-	0	-	-
Per Unit	0	-	-	0	-	-	Per Unit	0	-	-	0	-	-
Per Unit	0	-	-	0	-	-	Per Unit	0	-	-	0	-	-
Per Unit	0	-	-	0	-	-	Per Unit	0	-	-	0	-	-
Per Unit	0	-	-	-	-	-	Per Unit	-	-	-	-	-	-
Per Unit	0	-	-	0	-	-	Per Unit	0	-	-	0	-	-

National Health Mission, Assam

3- Fund allocated to Bajali							4- Fund allocated to Biswanath						
2024-25				2025-26			2024-25				2025-26		
Fresh approval				Fresh approval			Fresh approval				Fresh approval		
Measure of quantity/ Target	Quantity/ Target	Avr. Unit Cost (In lakh)	Fin. Allocation (Rs. in lakh)	Quantity/ Target	Avr. Unit Cost (In lakh)	Fin. Allocation (Rs. in lakh)	Measure of quantity/ Target	Quantity/ Target	Avr. Unit Cost (In lakh)	Fin. Allocation (Rs. in lakh)	Quantity/ Target	Avr. Unit Cost (In lakh)	Fin. Allocation (Rs. in lakh)
No of IEC materials	0	0.008	0.000	0	0.008	0.000	No of IEC materials	0	0.008	0.000	0	0.008	0.000
per District/State	0	0.344	0.000	0	0.344	0.000	per District/State	0	0.344	0.000	0	0.344	0.000
No of VHNSC	0	0.000	0.000	0	0.000	0.000	No of VHNSC	0	0.000	0.000	0	0.000	0.000
No. Of Batch	2	0.250	0.500	2	0.250	0.500	No. Of Batch	1	0.250	0.250	1	0.250	0.250

National Health Mission, Assam

3- Fund allocated to Bajali							4- Fund allocated to Biswanath						
2024-25				2025-26			2024-25				2025-26		
Fresh approval				Fresh approval			Fresh approval				Fresh approval		
Measure of quantity/ Target	Quantity/ Target	Avr. Unit Cost (In lakh)	Fin. Allocation (Rs. in lakh)	Quantity/ Target	Avr. Unit Cost (In lakh)	Fin. Allocation (Rs. in lakh)	Measure of quantity/ Target	Quantity/ Target	Avr. Unit Cost (In lakh)	Fin. Allocation (Rs. in lakh)	Quantity/ Target	Avr. Unit Cost (In lakh)	Fin. Allocation (Rs. in lakh)
Per HI	0	0.000	0.000	0	0.000	0.000	Per HI	0	0.000	0.000	0	0.000	0.000
Per HI	0	0.000	0.000	0	0.000	0.000	Per HI	0	0.000	0.000	0	0.000	0.000
Per HI	0	0.000	0.000	0	0.000	0.000	Per HI	0	0.000	0.000	0	0.000	0.000
Per HI	0	0.000	0.000	0	0.000	0.000	Per HI	0	0.000	0.000	0	0.000	0.000
Per HI	0	0.000	0.000	0	0.000	0.000	Per HI	0	0.000	0.000	0	0.000	0.000

National Health Mission, Assam

3- Fund allocated to Bajali							4- Fund allocated to Biswanath						
2024-25				2025-26			2024-25				2025-26		
Fresh approval				Fresh approval			Fresh approval				Fresh approval		
Measure of quantity/ Target	Quantity/ Target	Avr. Unit Cost (In lakh)	Fin. Allocation (Rs. in lakh)	Quantity/ Target	Avr. Unit Cost (In lakh)	Fin. Allocation (Rs. in lakh)	Measure of quantity/ Target	Quantity/ Target	Avr. Unit Cost (In lakh)	Fin. Allocatio n (Rs. in lakh)	Quantity/ Target	Avr. Unit Cost (In lakh)	Fin. Allocation (Rs. in lakh)
Pert Facility	0	0.000	0.000	0	0.000	0.000	Pert Facility	0	0.000	0.000	0	0.000	0.000
Pert Facility	0	0.000	0.000	0	0.000	0.000	Pert Facility	0	0.000	0.000	0	0.000	0.000
No of HF	0	0.100	0.000	0	0.100	0.000	No of HF	0	0.100	0.000	0	0.100	0.000
per equipment	0	2.500	0.000	0	2.500	0.000	per equipment	0	2.500	0.000	0	2.500	0.000
Per state & district	1	0.080	0.080	1	0.080	0.080	Per state & district	1	0.080	0.080	1	0.080	0.080
per workshop	0	0.000	0.000	0	0.000	0.000	per workshop	0	0.000	0.000	0	0.000	0.000

National Health Mission, Assam

3- Fund allocated to Bajali							4- Fund allocated to Biswanath						
2024-25				2025-26			2024-25				2025-26		
Fresh approval				Fresh approval			Fresh approval				Fresh approval		
Measure of quantity/ Target	Quantity/ Target	Avr. Unit Cost (In lakh)	Fin. Allocation (Rs. in lakh)	Quantity/ Target	Avr. Unit Cost (In lakh)	Fin. Allocation (Rs. in lakh)	Measure of quantity/ Target	Quantity/ Target	Avr. Unit Cost (In lakh)	Fin. Allocation (Rs. in lakh)	Quantity/ Target	Avr. Unit Cost (In lakh)	Fin. Allocation (Rs. in lakh)
	0		0.00	0		0.00		32		6.39	32		6.39

National Health Mission, Assam

5-Fund allocated to Bongaingaon							6-Fund allocated to Cachar						
2024-25				2025-26			2024-25				2025-26		
Fresh approval				Fresh approval			Fresh approval				Fresh approval		
Measure of quantity/ Target	Quantity/ Target	Avr. Unit Cost (In lakh)	Fin. Allocation (Rs. in lakh)	Quantity/ Target	Avr. Unit Cost (In lakh)	Fin. Allocation (Rs. in lakh)	Measure of quantity/ Target	Quantity/ Target	Avr. Unit Cost (In lakh)	Fin. Allocation (Rs. in lakh)	Quantity/ Target	Avr. Unit Cost (In lakh)	Fin. Allocation (Rs. in lakh)
0	3110	0	1.56	3628	0	1.81	0	7776	0	3.89	9064	0	4.53
No. of VHSND session	3110	0.0005	1.56	3628	0.0005	1.81	No. of VHSND session	7776	0.0005	3.89	9064	0.0005	4.53
			0.00			0.00				0.00			0.00
	0		0.00	0	0	0.00		0		0.00	0	0	0.00
0	0	0.000	0.00	0	0.00	0.00	0	0	0.000	0.00	0	0.00	0.00
0	0	0.000	0.00	0	0.00	0.00	0	0	0.000	0.00	0	0.00	0.00
0	0	0.000	0.00	0	0.00	0.00	0	0	0.000	0.00	0	0.00	0.00
	6985	55.16	151.30	6985	51.31	147.45		22895	183.53	500.93	22895	169.63	487.03
No of Home Deliveries	21	0.005	0.11	21	0.005	0.11	No of Home Deliveries	35	0.005	0.18	35	0.005	0.18
No of Istitutional Deliveires (Rural)	6613	0.014	92.58	6613	0.014	92.58	No of Istitutional Deliveires (Rural)	22171	0.014	310.39	22171	0.014	310.39

National Health Mission, Assam

5-Fund allocated to Bongaingaon							6-Fund allocated to Cachar						
2024-25				2025-26			2024-25				2025-26		
Fresh approval				Fresh approval			Fresh approval				Fresh approval		
Mesure of quantity/ Target	Quantity/ Target	Avr. Unit Cost (In lakh)	Fin. Allocation (Rs. in lakh)	Quantity/ Target	Avr. Unit Cost (In lakh)	Fin. Allocation (Rs. in lakh)	Mesure of quantity/ Target	Quantity/ Target	Avr. Unit Cost (In lakh)	Fin. Allocation (Rs. in lakh)	Quantity/ Target	Avr. Unit Cost (In lakh)	Fin. Allocation (Rs. in lakh)
No of Istitutional Deliveires (Urban)	348	0.01	3.48	348	0.01	3.48	No of Istitutional Deliveires (Urban)	686	0.01	6.86	686	0.01	6.86
No of districts	1	0	0.00	1	0	0.00	No of districts	1	1.2	1.20	1	0	0.00
No of districts	1	51.28	51.28	1	51.28	51.28	No of districts	1	169.600	169.60	1	169.600	169.60
No of districts	1	3.85	3.85	1	0	0.00	No of districts	1	12.70	12.70	1	0	0.00
	175	113.78	114.89	183	69.90	71.07		1598	339.93	350.29	1674	201.20	212.05
No of districts	1	44.40	44.40	1	0	0.00	No of districts	1	140.32	140.32	1	0	0.00
No of complicated pregnancies	172	0.0065	1.12	180	0.0065	1.17	No of complicated pregnancies	1595	0.0065	10.37	1671	0.0065	10.86
No of districts	1	28.149	28.149	1	28.677	28.677	No of districts	1	90.891	90.891	1	92.483	92.483
No of districts	1	41.22	41.22	1	41.22	41.22	No of districts	1	108.71	108.71	1	108.71	108.71

National Health Mission, Assam

5-Fund allocated to Bongaingaon							6-Fund allocated to Cachar						
2024-25				2025-26			2024-25				2025-26		
Fresh approval				Fresh approval			Fresh approval				Fresh approval		
Mesure of quantity/ Target	Quantity/ Target	Avr. Unit Cost (In lakh)	Fin. Allocation (Rs. in lakh)	Quantity/ Target	Avr. Unit Cost (In lakh)	Fin. Allocation (Rs. in lakh)	Mesure of quantity/ Target	Quantity/ Target	Avr. Unit Cost (In lakh)	Fin. Allocation (Rs. in lakh)	Quantity/ Target	Avr. Unit Cost (In lakh)	Fin. Allocation (Rs. in lakh)
	8701	0.01	60.91	8701	0.01	60.907		28571	0.01	200.00	28571	0.01	199.997
No of Institutional Deliveries	8701	0.007	60.91	8701	0.007	60.91	No of Institutional Deliveries	28571	0.007	200.00	28571	0.007	200.00
	1	1.11	1.11	1	1.17	1.17		1	8.42	8.42	1	8.76	8.76
No of districts	1	1.11	1.11	1	1.17	1.17	No of districts	1	8.42	8.42	1	8.76	8.76
	10		0.25	10		0.25		18		0.33	18		0.33
			0.00			0.00				0.00			0.00
No of districts	1	0.12	0.12	1	0.12	0.12	No of districts	1	0.12	0.12	1	0.12	0.12
No of blocks	4	0.020	0.08	4	0.020	0.08	No of blocks	8	0.02	0.16	8	0.02	0.16
No of districts	1	0.05	0.05	1	0.05	0.05	No of districts	1	0.05	0.05	1	0.05	0.05
No of blocks	4	0	0.00	4	0	0.00	No of blocks	8	0	0.00	8	0	0.00
	0	0	0.00	0	0.00	0.00		0	0	0.00	0	0.00	0.00
No of regional institute	0	0	0.00	0	0	0.00	No of regional institute	0	0	0.00	0	0	0.00

National Health Mission, Assam

5-Fund allocated to Bongaingaon							6-Fund allocated to Cachar						
2024-25				2025-26			2024-25				2025-26		
Fresh approval				Fresh approval			Fresh approval				Fresh approval		
Mesure of quantity/ Target	Quantity/ Target	Avr. Unit Cost (In lakh)	Fin. Allocation (Rs. in lakh)	Quantity/ Target	Avr. Unit Cost (In lakh)	Fin. Allocation (Rs. in lakh)	Mesure of quantity/ Target	Quantity/ Target	Avr. Unit Cost (In lakh)	Fin. Allocation (Rs. in lakh)	Quantity/ Target	Avr. Unit Cost (In lakh)	Fin. Allocation (Rs. in lakh)
No of ME	0	0	0.00	0	0	0.00	No of ME	0	0	0.00	0	0	0.00
No of NPM	0	0	0.00	0	0	0.00	No of NPM	0	0	0.00	0	0	0.00
	7		0.22	7		0.22		10		0.49	10		0.49
no of activities	1	0.209	0.21	1	0	0.21	no of activities	1	0.467	0.47	1	0.467	0.47
no of claims	6	0.002	0.012	6	0.002	0.01	no of claims	9	0	0.02	9	0	0.02
			0.00			0.00				0.00			0.00
			0.00			0.00				0.00			0.00
	1553		4.36	1618		5.85		1062		5.02	1106		5.09
No of cases	1548	0.0015	2.32	1612	0.0015	2.42	No of cases	1056	0.0015	1.58	1100	0.0015	1.65
	0	0	0.00	0	0	0.00		0	0	0.00	0	0	0.00
	0	0	0.00	0	0	0.00		0	0	0.00	0	0	0.00
	0	0	0.00	0	0	0.00		0	0	0.00	0	0	0.00
	0	0	0.00	0	0	0.00		0	0	0.00	0	0	0.00
No of batch	1	1.396	1.40	2	1.396	2.79	No of batch	2	1.396	2.79	2	1.396	2.79
No of batch	1	0.502	0.50	1	1	0.50	No of batch	1	1	0.50	1	0.502	0.50

National Health Mission, Assam

5-Fund allocated to Bongaingaon							6-Fund allocated to Cachar						
2024-25				2025-26			2024-25				2025-26		
Fresh approval				Fresh approval			Fresh approval				Fresh approval		
Measure of quantity/ Target	Quantity/ Target	Avr. Unit Cost (In lakh)	Fin. Allocation (Rs. in lakh)	Quantity/ Target	Avr. Unit Cost (In lakh)	Fin. Allocation (Rs. in lakh)	Measure of quantity/ Target	Quantity/ Target	Avr. Unit Cost (In lakh)	Fin. Allocation (Rs. in lakh)	Quantity/ Target	Avr. Unit Cost (In lakh)	Fin. Allocation (Rs. in lakh)
0	0	0	0.00	0	0	0.00	0	0	0	0.00	0	0	0.00
No of meeting	1	0.072	0.07	1	0.072	0.07	No of meeting	1	0.072	0.07	1	0.072	0.07
No of meeting	2	0.036	0.07	2	0	0.07	No of meeting	2	0	0.07	2	0.036	0.07
			0.00			0.00				0.00			0.00
0	0	0	0.00	0	0	0.00	0	0	0	0.00	0	0	0.00
0	0	0	0.00	0	0	0.00	0	0	0	0.00	0	0	0.00
0	0	0	0.00	0	0	0.00	0	0	0	0.00	0	0	0.00
0	0	0	0.00	0	0	0.00	0	0	0	0.00	0	0	0.00
0	0	0	0.00	0	0	0.00	0	0	0	0.00	0	0	0.00
0	0	0	0.00	0	0	0.00	0	0	0	0.00	0	0	0.00
0	0	0.00	0.00	0	0.00	0.00	0	0	0.00	0.00	0	0.00	0.00
0	0	0.00	0.00	0	0.00	0.00	0	0	0.00	0.00	0	0.00	0.00
0	0	0.00	0.00	0	0.00	0.00	0	0	0.00	0.00	0	0.00	0.00

National Health Mission, Assam

5-Fund allocated to Bongaingaon							6-Fund allocated to Cachar						
2024-25				2025-26			2024-25				2025-26		
Fresh approval				Fresh approval			Fresh approval				Fresh approval		
Measure of quantity/ Target	Quantity/ Target	Avr. Unit Cost (In lakh)	Fin. Allocation (Rs. in lakh)	Quantity/ Target	Avr. Unit Cost (In lakh)	Fin. Allocation (Rs. in lakh)	Measure of quantity/ Target	Quantity/ Target	Avr. Unit Cost (In lakh)	Fin. Allocation (Rs. in lakh)	Quantity/ Target	Avr. Unit Cost (In lakh)	Fin. Allocation (Rs. in lakh)
0	0	0.00	0.00	0	0.00	0.00	0	0	0.00	0.00	0	0.00	0.00
0	0	0.00	0.00	0	0.00	0.00	0	0	0.00	0.00	0	0.00	0.00
0	0	0.00	0.00	0	0.00	0.00	0	0	0.00	0.00	0	0.00	0.00
			0.00			0.00				0.00			0.00
0	0	0.00	0.00	0	0.00	0.00	0	0	0.00	0.00	0	0.00	0.00
0	0	0.00	0.00	0	0.00	0.00	0	0	0.00	0.00	0	0.00	0.00
	9		0.18	9		0.18		12		0.24	12		0.24
no of visit	9	0.02	0.18	9	0.02	0.18	no of visits	12	0.02	0.24	12	0.02	0.24
0	0	0.00	0.00	0	0.00	0.00	0	0	0.00	0.00	0	0.00	0.00
	160		3.84	160		3.84		449		10.78	449		10.78
No of ANMs	160	0.024	3.84	160	0	3.84	No of ANMs	449	0	10.78	449	0.024	10.78
			0.00			0.00				0.00			0.00

National Health Mission, Assam

5-Fund allocated to Bongaingaon							6-Fund allocated to Cachar						
2024-25				2025-26			2024-25				2025-26		
Fresh approval				Fresh approval			Fresh approval				Fresh approval		
Measure of quantity/ Target	Quantity/ Target	Avr. Unit Cost (In lakh)	Fin. Allocation (Rs. in lakh)	Quantity/ Target	Avr. Unit Cost (In lakh)	Fin. Allocation (Rs. in lakh)	Measure of quantity/ Target	Quantity/ Target	Avr. Unit Cost (In lakh)	Fin. Allocation (Rs. in lakh)	Quantity/ Target	Avr. Unit Cost (In lakh)	Fin. Allocation (Rs. in lakh)
	10551		24.02	11053		23.63		27242		59.42	28430		59.04
			0.00			0.00				0.00			0.00
no of claims	9947	0.002	14.92	10444	0	15.67	no of calims	23381	0	35.07	24551	0.002	36.83
no of claims	355	0.001	0.36	355	0	0.36	no of claims	3108	0	3.11	3108	0.001	3.11
			0.00			0.00				0.00			0.00
0	0	0.00	0.00	0	0.00	0.00	0	0	0.00	0.00	0	0.00	0.00
			0.00			0.00				0.00			0.00
			0.00			0.00				0.00			0.00
			0.00			0.00				0.00			0.00
			0.00			0.00				0.00			0.00
			0.00			0.00				0.00			0.00
0	0	0.00	0.00	0	0.00	0.00	0	0	0.00	0.00	0	0.00	0.00
			0.00			0.00				0.00			0.00
			0.00			0.00				0.00			0.00

National Health Mission, Assam

5-Fund allocated to Bongaingaon							6-Fund allocated to Cachar						
2024-25				2025-26			2024-25				2025-26		
Fresh approval				Fresh approval			Fresh approval				Fresh approval		
Measure of quantity/ Target	Quantity/ Target	Avr. Unit Cost (In lakh)	Fin. Allocation (Rs. in lakh)	Quantity/ Target	Avr. Unit Cost (In lakh)	Fin. Allocation (Rs. in lakh)	Measure of quantity/ Target	Quantity/ Target	Avr. Unit Cost (In lakh)	Fin. Allocation (Rs. in lakh)	Quantity/ Target	Avr. Unit Cost (In lakh)	Fin. Allocation (Rs. in lakh)
0	0	0	0.00	0	0	0.00	0	0	0	0.00	0	0	0.00
No of batch	3	1.650	4.95	3	1.650	4.95	No of batch	6	1.65	9.90	6	1.65	9.90
0	0	0	0.00	0	0	0.00	0	0	0	0.00	0	0	0.00
No of batch	1	0.2904	0.29	1	0.2904	0.29	No of batch	1	0.2904	0.29	1	0.2904	0.29
No of batch	1	0.3564	0.36	1	0.3564	0.36	No of batch	1	0.3564	0.36	1	0.3564	0.36
0	0	0.000	0.00	0	0.000	0.00	No of batch	2	1.9415	3.88	2	1.9415	3.88
No of batch	2	0.6963	1.39	2	0.6963	1.39	No of batch	3	0.6963	2.09	4	0.6963	2.79
			0.00			0.00				0.00			0.00
			0.00			0.00				0.00			0.00
			0.00			0.00				0.00			0.00
			0.00			0.00				0.00			0.00
			0.00			0.00				0.00			0.00
			0.00			0.00				0.00			0.00
no of cases	240	0.003	0.60	247	0	0.62	no of cases	735	0	1.84	757	0.003	1.89

National Health Mission, Assam

5-Fund allocated to Bongaingaon							6-Fund allocated to Cachar						
2024-25				2025-26			2024-25				2025-26		
Fresh approval				Fresh approval			Fresh approval				Fresh approval		
Measure of quantity/ Target	Quantity/ Target	Avr. Unit Cost (In lakh)	Fin. Allocation (Rs. in lakh)	Quantity/ Target	Avr. Unit Cost (In lakh)	Fin. Allocation (Rs. in lakh)	Measure of quantity/ Target	Quantity/ Target	Avr. Unit Cost (In lakh)	Fin. Allocation (Rs. in lakh)	Quantity/ Target	Avr. Unit Cost (In lakh)	Fin. Allocation (Rs. in lakh)
no of waiting home	2	0.576	1.15	0	0	0.00	no of waiting home	5	1	2.88	0	0.000	0.00
0	0	0.000	0.00	0	0	0.00	0.000	0	0	0.00	0	0.000	0.00
	30		4.08	0		0.00		900		122.40	0		0.00
			0.00			0.00				0.00			0.00
			0.00			0.00				0.00			0.00
			0.00			0.00				0.00			0.00
			0.00			0.00				0.00			0.00
			0.00			0.00				0.00			0.00
0	0	0.00	0.00	0	0.00	0.00	0	0	0.00	0.00	0	0.00	0.00
0	30	0.14	4.08	0	0.00	0.00	0	900	0.14	122.40	0	0.00	0.00
			366.71			316.38				1262.19			988.33

National Health Mission, Assam

5-Fund allocated to Bongaingaon							6-Fund allocated to Cachar						
2024-25				2025-26			2024-25				2025-26		
Fresh approval				Fresh approval			Fresh approval				Fresh approval		
Measure of quantity/ Target	Quantity/ Target	Avr. Unit Cost (In lakh)	Fin. Allocation (Rs. in lakh)	Quantity/ Target	Avr. Unit Cost (In lakh)	Fin. Allocation (Rs. in lakh)	Measure of quantity/ Target	Quantity/ Target	Avr. Unit Cost (In lakh)	Fin. Allocation (Rs. in lakh)	Quantity/ Target	Avr. Unit Cost (In lakh)	Fin. Allocation (Rs. in lakh)
Clinics	50	0.00375	0.1875	50	0.00375	0.1875	Clinics	100	0.0038	0.375	100	0.00375	0.375
Lumpsum	1	0.3	0.3	1	0.3	0.3	Lumpsum	1	0.3	0.3	1	0.3	0.3
Number	1	0.5	0.5	1	0.5	0.5	Number	1	0.5	0.5	1	0.5	0.5
Lumpsum	1	0.5	0.5	0.000	0	0.000	Lumpsum	1	0.5	0.5	0.000	0	0.000
	53		1.4875	52		0.9875		103		1.675	102		1.175
	39		34.92	30		34.27		76		69.73	58		68.44
8	8	4.2	33.60	8	4.2	33.60	16	16	4.2	67.20	16	4.2	67.20
8	8	0.036	0.288	8	0.036	0.288	16	16	0.036	0.576	16.000	0.036	0.576
8	8	0.023	0.184			0.00	16	16	0.023	0.368			0.00
			0.00			0.00				0.00			0.00

National Health Mission, Assam

5-Fund allocated to Bongaingaon							6-Fund allocated to Cachar						
2024-25				2025-26			2024-25				2025-26		
Fresh approval				Fresh approval			Fresh approval				Fresh approval		
Measure of quantity/ Target	Quantity/ Target	Avr. Unit Cost (In lakh)	Fin. Allocation (Rs. in lakh)	Quantity/ Target	Avr. Unit Cost (In lakh)	Fin. Allocation (Rs. in lakh)	Measure of quantity/ Target	Quantity/ Target	Avr. Unit Cost (In lakh)	Fin. Allocation (Rs. in lakh)	Quantity/ Target	Avr. Unit Cost (In lakh)	Fin. Allocation (Rs. in lakh)
1	1	0.463	0.46			0.00	2	2	0.463	0.93			0.00
			0.00			0.00				0.00			0.00
14	14	0.027	0.38	14	0.027	0.38	26	26	0.025	0.66	26	0.025	0.66
	60		3.740	60		3.097		217		3.720	219		5.693
0	0	0	0.00	0	0	0.00	0	0	0	0.00	0	0	0.00
50	50	0.010	0.50	50	0.010	0.50	200	200	0.010	2.00	200	0.010	2.00
1	1	1.440	1.44	1	1.440	1.44	1	1	0.120	0.12	1	1.380	1.38
			0.00			0.00				0.00			0.00
			0.00			0.00				0.00			0.00
0.000	0.000	0.000	0.00	1	0.357	0.36	0.000	0.000	0.000	0.00	2	0.357	0.71
			0.00			0.00				0.00			0.00

National Health Mission, Assam

5-Fund allocated to Bongaingaon							6-Fund allocated to Cachar						
2024-25				2025-26			2024-25				2025-26		
Fresh approval				Fresh approval			Fresh approval				Fresh approval		
Mesure of quantity/ Target	Quantity/ Target	Avr. Unit Cost (In lakh)	Fin. Allocation (Rs. in lakh)	Quantity/ Target	Avr. Unit Cost (In lakh)	Fin. Allocation (Rs. in lakh)	Mesure of quantity/ Target	Quantity/ Target	Avr. Unit Cost (In lakh)	Fin. Allocation (Rs. in lakh)	Quantity/ Target	Avr. Unit Cost (In lakh)	Fin. Allocation (Rs. in lakh)
1	1	1.00	1.00	0.000	0.000	0.00				0.00			0.00
			0.00			0.00				0.00			0.00
8	8	0.100	0.80	8	0.100	0.80	16	16	0.100	1.60	16	0.100	1.60
	99		38.66	90		37.36		293		73.45	277		74.13
	12353.126	28.309	59.177	12600.089	34.272	65.757		37620.859	89.540	183.580	38373.196	90.162	186.083
Nos	12348	0.0025	30.870	12595	0.0025	31.488	Nos	37617	0.0025	94.042	38369	0.0025	95.923
Nos	1	1.80	1.797	1	1.410	1.410	Nos						
Nos							Nos						
Nos	1	15.62	15.615	1	23.30	23.298	Nos	1	83.97	83.970	1	87.42	87.424
Nos							Nos						

National Health Mission, Assam

5-Fund allocated to Bongaingaon							6-Fund allocated to Cachar						
2024-25				2025-26			2024-25				2025-26		
Fresh approval				Fresh approval			Fresh approval				Fresh approval		
Measure of quantity/ Target	Quantity/ Target	Avr. Unit Cost (In lakh)	Fin. Allocation (Rs. in lakh)	Quantity/ Target	Avr. Unit Cost (In lakh)	Fin. Allocation (Rs. in lakh)	Measure of quantity/ Target	Quantity/ Target	Avr. Unit Cost (In lakh)	Fin. Allocation (Rs. in lakh)	Quantity/ Target	Avr. Unit Cost (In lakh)	Fin. Allocation (Rs. in lakh)
Nos	1	0.57	0.570	1	0.57	0.570	Nos	1	1.43	1.430	1	1.43	1.430
Nos							Nos						
Nos	1	0.210	0.210	1	0.321	0.321	Nos	1	1.247	1.247	1	1.305	1.305
Nos	1	10.115	10.115	1	8.67	8.670	Nos	1	2.89	2.890	1	0	0.000
Nos							Nos						
Nos							Nos						
	62	15.85983	18.924	60	13.9438	17.008		94	35.696	53.553	88	35.132	49.249
Nos	1.000	8	8.000	1.000	8	8.000	Nos	1.000	20	20.000	1	21	21.000
Nos	3	0.336667	1.010	3	0.34	1.010	Nos	16	0.265	4.240	16	0.27	4.240
Nos	47	0.05	2.320	47	0.05	2.320	Nos	52	0.05	2.680	52	0.05	2.680
Nos	1	0.40	0.400	1	0.40	0.400	Nos	1	1.00	1.000	1	1.00	1.000
Nos							Nos						

National Health Mission, Assam

5-Fund allocated to Bongaingaon							6-Fund allocated to Cachar						
2024-25				2025-26			2024-25				2025-26		
Fresh approval				Fresh approval			Fresh approval				Fresh approval		
Measure of quantity/ Target	Quantity/ Target	Avr. Unit Cost (In lakh)	Fin. Allocation (Rs. in lakh)	Quantity/ Target	Avr. Unit Cost (In lakh)	Fin. Allocation (Rs. in lakh)	Measure of quantity/ Target	Quantity/ Target	Avr. Unit Cost (In lakh)	Fin. Allocation (Rs. in lakh)	Quantity/ Target	Avr. Unit Cost (In lakh)	Fin. Allocation (Rs. in lakh)
Nos							Nos						
Nos							Nos						
Nos							Nos						
Nos							Nos						
Nos of Batches	1	1.416	1.416				Nos of Batches	1	1.416	1.416	1	1.416	1.416
Nos of Batches	1	1.328	1.328	1	1.328	1.328	Nos of Batches	2	1.328	2.656	2	1.328	2.656

National Health Mission, Assam

5-Fund allocated to Bongaingaon							6-Fund allocated to Cachar						
2024-25				2025-26			2024-25				2025-26		
Fresh approval				Fresh approval			Fresh approval				Fresh approval		
Measure of quantity/ Target	Quantity/ Target	Avr. Unit Cost (In lakh)	Fin. Allocation (Rs. in lakh)	Quantity/ Target	Avr. Unit Cost (In lakh)	Fin. Allocation (Rs. in lakh)	Measure of quantity/ Target	Quantity/ Target	Avr. Unit Cost (In lakh)	Fin. Allocation (Rs. in lakh)	Quantity/ Target	Avr. Unit Cost (In lakh)	Fin. Allocation (Rs. in lakh)
Nos of Batches	1	1.304	1.304	1	1.304	1.304	Nos of Batches	1	1.304	1.304			
Nos of Batches							Nos of Batches	1.000	3	3.314	1.000	4	3.554
Nos of Batches							Nos of Batches	3	2.694	8.082	3	2.694	8.082
Nos of Batches							Nos of Batches	2.000	2	4.480	1	2.24	2.240
Nos of Batches							Nos of Batches						
Nos of Batches							Nos of Batches						
Nos							Nos						
Nos							Nos						
Nos	1	1.8828	1.883	1	1.8828	1.883	Nos	1	0.8676	0.868	1	0.8676	0.868
Nos							Nos						
Nos	1.000	0.200	0.200	1.000	0.200	0.200	Nos	1.000	0.20	0.200	1.000	0.20	0.200
Nos	3	0.06	0.180	3	0.06	0.180	Nos	7	0.1329	0.930	7	0.13286	0.930

National Health Mission, Assam

5-Fund allocated to Bongaingaon							6-Fund allocated to Cachar						
2024-25			2025-26				2024-25				2025-26		
Fresh approval			Fresh approval				Fresh approval				Fresh approval		
Measure of quantity/ Target	Quantity/ Target	Avr. Unit Cost (In lakh)	Fin. Allocation (Rs. in lakh)	Quantity/ Target	Avr. Unit Cost (In lakh)	Fin. Allocation (Rs. in lakh)	Measure of quantity/ Target	Quantity/ Target	Avr. Unit Cost (In lakh)	Fin. Allocation (Rs. in lakh)	Quantity/ Target	Avr. Unit Cost (In lakh)	Fin. Allocation (Rs. in lakh)
	1	0.7736	0.774	1	0.7736	0.774		1	1.88	1.880	1	1.88	1.880
	2	11.496	11.496	2	11.125	11.125		4	21.095	29.095	4	20.724	28.724
Nos	1	1.0	1.000	1	1	1.000	Nos	2	8.0	16.000	2	8	16.000
Nos							Nos						
Nos							Nos						
Nos	1	10.496	10.496	1	10.125	10.125	Nos	1	10.496	10.496	1	10.125	10.125
Nos							Nos	1.000	2.599	2.599	1.000	2.599	2.599
	1	5	5.000	1	5	5.000		1	50	50.000	1	50	50.000

National Health Mission, Assam

5-Fund allocated to Bongaingaon							6-Fund allocated to Cachar						
2024-25				2025-26			2024-25				2025-26		
Fresh approval				Fresh approval			Fresh approval				Fresh approval		
Mesure of quantity/ Target	Quantity/ Target	Avr. Unit Cost (In lakh)	Fin. Allocation (Rs. in lakh)	Quantity/ Target	Avr. Unit Cost (In lakh)	Fin. Allocation (Rs. in lakh)	Mesure of quantity/ Target	Quantity/ Target	Avr. Unit Cost (In lakh)	Fin. Allocation (Rs. in lakh)	Quantity/ Target	Avr. Unit Cost (In lakh)	Fin. Allocation (Rs. in lakh)
Nos	1	5	5.000	1	5	5.000	Nos	1	50	50.000	1	50	50.000
	1	1.923	1.923	1	1.9225	1.923		1	10.63	10.630	1	10.63	10.630
Nos	1	1.923	1.923	1	1.9225	1.923	Nos	1	10.63	10.630	1	10.63	10.630
	0	0	0.000	0	0	0.000		0	0	0.000	0	0	0.000
Nos							Nos						
	0	0	0	0	0	0		1	61.41	61.41	1	61.41	61.41
Nos							Nos						
								1	61.410	61.410	1	61.410	61.410
	12437		104.958	12682		108.811		37744		399.983	38495		399.285
			93.01			93.36				217.77			217.90

National Health Mission, Assam

5-Fund allocated to Bongaingaon							6-Fund allocated to Cachar						
2024-25				2025-26			2024-25				2025-26		
Fresh approval				Fresh approval			Fresh approval				Fresh approval		
Measure of quantity/ Target	Quantity/ Target	Avr. Unit Cost (In lakh)	Fin. Allocation (Rs. in lakh)	Quantity/ Target	Avr. Unit Cost (In lakh)	Fin. Allocation (Rs. in lakh)	Measure of quantity/ Target	Quantity/ Target	Avr. Unit Cost (In lakh)	Fin. Allocation (Rs. in lakh)	Quantity/ Target	Avr. Unit Cost (In lakh)	Fin. Allocation (Rs. in lakh)
No. of DVS+RVS	1	#####	0.120	1	#####	0.120	No. of DVS+RVS	1	#####	0.120	1	#####	0.120
months	12	#####	2.160	12	#####	2.160	months	12	#####	2.160	12	#####	2.160
Urban Slum	800	625.000	5.003	800	625.000	5.003	Urban Slum	805	625.000	5.030	805	625.000	5.030
Underserved Session per Yr	32	2475.000	0.792	32	#####	0.792	Underserved Session per Yr	56	#####	1.386	56	#####	1.386
Expected Complete Imm, (upto 5 yrs)	16167	225.000	36.376	16322	225.000	36.725	Expected Complete Imm, (upto 5 yrs)	46282	225.000	104.136	46342	225.000	104.269

National Health Mission, Assam

5-Fund allocated to Bongaingaon							6-Fund allocated to Cachar						
2024-25				2025-26			2024-25				2025-26		
Fresh approval				Fresh approval			Fresh approval				Fresh approval		
Measure of quantity/ Target	Quantity/ Target	Avr. Unit Cost (In lakh)	Fin. Allocation (Rs. in lakh)	Quantity/ Target	Avr. Unit Cost (In lakh)	Fin. Allocation (Rs. in lakh)	Measure of quantity/ Target	Quantity/ Target	Avr. Unit Cost (In lakh)	Fin. Allocation (Rs. in lakh)	Quantity/ Target	Avr. Unit Cost (In lakh)	Fin. Allocation (Rs. in lakh)
No. of Batches	7	#####	5.134	7	#####	5.134	No. of Batches	17	#####	11.850	17	#####	11.850
BRIDGE Mtng Batch Number	10	#####	1.800	10	#####	1.800	BRIDGE Mtng Batch Number	29	#####	5.220	29	#####	5.220
RI/IMI Session Planned	250	900.000	2.253	250	900.000	2.253	RI/IMI Session Planned	489	900.000	4.403	489	900.000	4.403
Beneficiary Infant Target	16200	5.000	0.810	16400	4.990	0.818	Beneficiary Infant Target	46700	5.000	2.335	46700	4.996	2.333
Yearly No. of AVD (HtRA)	948	200.000	1.896	948	200.000	1.896	Yearly No. of AVD (HtRA)	3741	200.000	7.482	3741	200.000	7.482
Yearly No. of AVD for Very Hard to Reach Area	213	450.000	0.959	213	450.000	0.959	Yearly No. of AVD for Very Hard to Reach Area	1569	450.000	7.061	1569	450.000	7.061

National Health Mission, Assam

5-Fund allocated to Bongaingaon							6-Fund allocated to Cachar						
2024-25				2025-26			2024-25				2025-26		
Fresh approval				Fresh approval			Fresh approval				Fresh approval		
Measure of quantity/ Target	Quantity/ Target	Avr. Unit Cost (In lakh)	Fin. Allocation (Rs. in lakh)	Quantity/ Target	Avr. Unit Cost (In lakh)	Fin. Allocation (Rs. in lakh)	Measure of quantity/ Target	Quantity/ Target	Avr. Unit Cost (In lakh)	Fin. Allocation (Rs. in lakh)	Quantity/ Target	Avr. Unit Cost (In lakh)	Fin. Allocation (Rs. in lakh)
No. of Participants	27	600.000	0.160	27	600.000	0.160	No. of Participants	37	600.000	0.220	37	600.000	0.220
No. of Sub Centre & Plan. Unit	116	1200.000	1.392	116	#####	1.392	No. of Sub Centre & Plan. Unit	270	#####	3.240	270	#####	3.240
No. of Supervisory Visits planned yearly	840	384.280	3.228	840	384.280	3.228	No. of Supervisory Visits planned yearly	1187	384.280	4.560	1187	384.280	4.560
No. of PHC	6	#####	0.920	6	#####	0.920	No. of PHC	9	#####	0.965	9	#####	0.965
			10.75			10.75				25.51			25.51
No. of Beneficiary	104522	10.288	10.753	104522	10.288	10.753	No. of Beneficiary	265074	9.622	25.506	265074	9.622	25.506
	13		1.874	13		1.874		14		2.516	14		2.516

National Health Mission, Assam

5-Fund allocated to Bongaingaon							6-Fund allocated to Cachar						
2024-25				2025-26			2024-25				2025-26		
Fresh approval				Fresh approval			Fresh approval				Fresh approval		
Mesure of quantity/ Target	Quantity/ Target	Avr. Unit Cost (In lakh)	Fin. Allocation (Rs. in lakh)	Quantity/ Target	Avr. Unit Cost (In lakh)	Fin. Allocation (Rs. in lakh)	Mesure of quantity/ Target	Quantity/ Target	Avr. Unit Cost (In lakh)	Fin. Allocation (Rs. in lakh)	Quantity/ Target	Avr. Unit Cost (In lakh)	Fin. Allocation (Rs. in lakh)
	1492		13.53	1479		15.69		1744		13.00	1715		6.35
0.000	1593	#DIV/0!	30.444	1669	#DIV/0!	32.114	0.000	3984	#DIV/0!	76.387	4217	#DIV/0!	81.555
Nos of Camp	17	0.150	2.550	17	0.150	2.550	Nos of Camp	38	0.150	5.700	40	0.150	6.000
	932	0.028	26.284	992	0.028	27.914		2334	0.029	66.657	2509	0.028	71.385
	644	0.002500	1.610	660	#####	1.650		1612	#####	4.030	1668	#####	4.170
		#DIV/0!			#DIV/0!				#DIV/0!			#DIV/0!	
		#DIV/0!			#DIV/0!				#DIV/0!			#DIV/0!	
		#DIV/0!			#DIV/0!				#DIV/0!			#DIV/0!	
		#DIV/0!			#DIV/0!				#DIV/0!			#DIV/0!	
		#DIV/0!			#DIV/0!				#DIV/0!			#DIV/0!	
		#DIV/0!			#DIV/0!				#DIV/0!			#DIV/0!	
		#DIV/0!			#DIV/0!				#DIV/0!			#DIV/0!	
		#DIV/0!			#DIV/0!				#DIV/0!			#DIV/0!	

National Health Mission, Assam

5-Fund allocated to Bongaingaon							6-Fund allocated to Cachar						
2024-25				2025-26			2024-25				2025-26		
Fresh approval				Fresh approval			Fresh approval				Fresh approval		
Measure of quantity/ Target	Quantity/ Target	Avr. Unit Cost (In lakh)	Fin. Allocation (Rs. in lakh)	Quantity/ Target	Avr. Unit Cost (In lakh)	Fin. Allocation (Rs. in lakh)	Measure of quantity/ Target	Quantity/ Target	Avr. Unit Cost (In lakh)	Fin. Allocation (Rs. in lakh)	Quantity/ Target	Avr. Unit Cost (In lakh)	Fin. Allocation (Rs. in lakh)
		#DIV/0!			#DIV/0!				#DIV/0!			#DIV/0!	
0.00	42	#DIV/0!	1.92	57	#DIV/0!	2.52	0.00	166	#DIV/0!	7.36	166	#DIV/0!	7.36
	2	0.160	0.320	2	0.160	0.320		6	0.160	0.960	6	0.160	0.960
	40	0.040	1.600	55	0.040	2.200		160	0.040	6.400	160	0.040	6.400
		#DIV/0!			#DIV/0!				#DIV/0!			#DIV/0!	
		#DIV/0!			#DIV/0!				#DIV/0!			#DIV/0!	
		#DIV/0!			#DIV/0!				#DIV/0!			#DIV/0!	
0.000	13180	#DIV/0!	23.571	14084	#DIV/0!	25.324	0.000	35049	#DIV/0!	61.289	36906	#DIV/0!	64.524
	10	0.050	0.500	12	0.050	0.600		25	0.050	1.250	25	0.050	1.250
	1615	0.0002	0.323	1683	0.0002	0.337		2909	0.0002	0.582	3030	0.0002	0.606
	5131	0.002	12.310	5387	0.002	12.930		15728	0.002	37.750	16514	0.002	39.630
	645	0.003	1.940	806	0.003	2.420		328	0.003	0.980	410	0.003	1.230
	5131	0.001	6.160	5387	0.001	6.460		15728	0.001	18.870	16514	0.001	19.820

National Health Mission, Assam

5-Fund allocated to Bongaingaon							6-Fund allocated to Cachar						
2024-25			2025-26				2024-25				2025-26		
Fresh approval			Fresh approval				Fresh approval				Fresh approval		
Measure of quantity/ Target	Quantity/ Target	Avr. Unit Cost (In lakh)	Fin. Allocation (Rs. in lakh)	Quantity/ Target	Avr. Unit Cost (In lakh)	Fin. Allocation (Rs. in lakh)	Measure of quantity/ Target	Quantity/ Target	Avr. Unit Cost (In lakh)	Fin. Allocation (Rs. in lakh)	Quantity/ Target	Avr. Unit Cost (In lakh)	Fin. Allocation (Rs. in lakh)
	645	0.002	0.970	806	0.002	1.210		328	0.001	0.490	410	0.002	0.620
		#DIV/0!			#DIV/0!			#DIV/0!			#DIV/0!		
		#DIV/0!			#DIV/0!			#DIV/0!			#DIV/0!		
	1	0.493	0.4925	1	0.493	0.4925		1	0.493	0.4925	1	0.493	0.4925
	2	0.438	0.875	2	0.438	0.875		2	0.438	0.875	2	0.438	0.875
		#DIV/0!			#DIV/0!			#DIV/0!			#DIV/0!		
		#DIV/0!			#DIV/0!			#DIV/0!			#DIV/0!		
		#DIV/0!			#DIV/0!			#DIV/0!			#DIV/0!		
0.000	5082	#DIV/0!	4.347	5122	#DIV/0!	4.347	0.000	12082	#DIV/0!	9.567	12192	#DIV/0!	9.647
	2540	0.000756	1.920	2560	#####	1.920		6040	#####	4.530	6095	#####	4.570
	2540	0.001	1.920	2560	0.001	1.920		6040	0.001	4.530	6095	0.001	4.570
		#DIV/0!			#DIV/0!			#DIV/0!			#DIV/0!		

National Health Mission, Assam

5-Fund allocated to Bongaingaon							6-Fund allocated to Cachar						
2024-25				2025-26			2024-25				2025-26		
Fresh approval				Fresh approval			Fresh approval				Fresh approval		
Measure of quantity/ Target	Quantity/ Target	Avr. Unit Cost (In lakh)	Fin. Allocation (Rs. in lakh)	Quantity/ Target	Avr. Unit Cost (In lakh)	Fin. Allocation (Rs. in lakh)	Measure of quantity/ Target	Quantity/ Target	Avr. Unit Cost (In lakh)	Fin. Allocation (Rs. in lakh)	Quantity/ Target	Avr. Unit Cost (In lakh)	Fin. Allocation (Rs. in lakh)
	1	0.174	0.1735	1	0.174	0.1735		1	0.174	0.1735	1	0.174	0.1735
	1	0.333	0.333	1	0.333	0.333		1	0.333	0.333	1	0.333	0.333
		#DIV/0!			#DIV/0!			#DIV/0!			#DIV/0!		
		#DIV/0!			#DIV/0!			#DIV/0!			#DIV/0!		
		#DIV/0!			#DIV/0!			#DIV/0!			#DIV/0!		
0.000	6385	#DIV/0!	22.862	6567	#DIV/0!	23.557	0.000	14707	#DIV/0!	43.060	14951	#DIV/0!	44.204
	816	0.001	0.82	857	0.001	0.86		1440	0.001	1.44	1512	0.001	1.51
	4000	0.001	4.000	4100	0.001	4.100		10000	0.001	10.000	10100	0.001	10.100
	752	0.005	3.610	752	0.005	3.610		1826	0.005	8.760	1826	0.005	8.760
	816	0.013500	11.016	857	#####	11.570		1440	#####	19.440	1512	#####	20.412
	1	3.420	3.420	1	3.420	3.420		1	3.420	3.420	1	3.420	3.420
		#DIV/0!			#DIV/0!			#DIV/0!			#DIV/0!		
		#DIV/0!			#DIV/0!			#DIV/0!			#DIV/0!		
		#DIV/0!			#DIV/0!			#DIV/0!			#DIV/0!		
0.000	0	#DIV/0!	0.000	0	#DIV/0!	0.000	0.000	0	#DIV/0!	0.000	0	#DIV/0!	0.000

National Health Mission, Assam

5-Fund allocated to Bongaingaon							6-Fund allocated to Cachar						
2024-25				2025-26			2024-25				2025-26		
Fresh approval				Fresh approval			Fresh approval				Fresh approval		
Mesure of quantity/ Target	Quantity/ Target	Avr. Unit Cost (In lakh)	Fin. Allocation (Rs. in lakh)	Quantity/ Target	Avr. Unit Cost (In lakh)	Fin. Allocation (Rs. in lakh)	Mesure of quantity/ Target	Quantity/ Target	Avr. Unit Cost (In lakh)	Fin. Allocation (Rs. in lakh)	Quantity/ Target	Avr. Unit Cost (In lakh)	Fin. Allocation (Rs. in lakh)
		#DIV/0!			#DIV/0!				#DIV/0!			#DIV/0!	
0.000	2	0.637	0.637	2	0.637	0.637	0.000	3	0.637	0.979	2	0.637	0.637
	1	0.295	0.295	1	0.295	0.295		1	0.295	0.295	1	0.295	0.295
	1	0.342	0.342	1	0.342	0.342		2	0.342	0.684	1	0.342	0.342
0.000	234	0.108	1.752	234	0.108	1.752	0.000	580	0.107	4.076	580	0.106	4.076
	4	0.020	0.08	4	0.020	0.08		8	0.020	0.16	8	0.020	0.16
	4	0.015	0.060	4	0.015	0.060		8	0.015	0.120	8	0.015	0.120
	4	0.030	0.12	4	0.030	0.12		8	0.030	0.24	8	0.030	0.24
	4	0.030	0.12	4	0.030	0.12		8	0.030	0.24	8	0.030	0.24
	109	0.007	0.712	109	0.00653	0.712		274	0.0061	1.658	274	0.00605	1.658

National Health Mission, Assam

5-Fund allocated to Bongaingaon							6-Fund allocated to Cachar						
2024-25			2025-26				2024-25				2025-26		
Fresh approval			Fresh approval				Fresh approval				Fresh approval		
Measure of quantity/ Target	Quantity/ Target	Avr. Unit Cost (In lakh)	Fin. Allocation (Rs. in lakh)	Quantity/ Target	Avr. Unit Cost (In lakh)	Fin. Allocation (Rs. in lakh)	Measure of quantity/ Target	Quantity/ Target	Avr. Unit Cost (In lakh)	Fin. Allocation (Rs. in lakh)	Quantity/ Target	Avr. Unit Cost (In lakh)	Fin. Allocation (Rs. in lakh)
	109	0.006	0.660	109	0.00606	0.660		274	0.0061	1.658	274	0.00605	1.658
0.000	6848	#DIV/0!	39.460	7243	#DIV/0!	41.868	0.000	9077	#DIV/0!	57.830	9294	#DIV/0!	60.323
	35	0.005	0.180	35	0.005	0.180		78	0.005	0.390	78	0.005	0.390
	106	0.008	0.880	106	0.008	0.880		192	0.005	0.960	192	0.005	0.960
	5669	0.005	28.350	6236	0.005	31.180		5977	0.005	29.880	6575	0.005	32.880
	742	0.010	7.420	786	0.010	7.860		2113	0.010	21.130	2283	0.010	22.830
		#DIV/0!			#DIV/0!				#DIV/0!			#DIV/0!	
	1	0.165	0.165	1	0.165	0.165		1	0.165	0.165	1	0.165	0.165
		#DIV/0!			#DIV/0!				#DIV/0!			#DIV/0!	
		#DIV/0!			#DIV/0!				#DIV/0!			#DIV/0!	
		#DIV/0!			#DIV/0!				#DIV/0!			#DIV/0!	
		#DIV/0!			#DIV/0!				#DIV/0!			#DIV/0!	

National Health Mission, Assam

5-Fund allocated to Bongaingaon							6-Fund allocated to Cachar						
2024-25				2025-26			2024-25				2025-26		
Fresh approval				Fresh approval			Fresh approval				Fresh approval		
Measure of quantity/ Target	Quantity/ Target	Avr. Unit Cost (In lakh)	Fin. Allocation (Rs. in lakh)	Quantity/ Target	Avr. Unit Cost (In lakh)	Fin. Allocation (Rs. in lakh)	Measure of quantity/ Target	Quantity/ Target	Avr. Unit Cost (In lakh)	Fin. Allocation (Rs. in lakh)	Quantity/ Target	Avr. Unit Cost (In lakh)	Fin. Allocation (Rs. in lakh)
	4	0.025	0.100	4	0.025	0.100		4	0.025	0.100	4	0.025	0.100
		#DIV/0!			#DIV/0!			#DIV/0!				#DIV/0!	
		#DIV/0!			#DIV/0!			#DIV/0!				#DIV/0!	
	218	0.004	0.872		#DIV/0!			548	0.004	2.192		#DIV/0!	
		#DIV/0!			#DIV/0!			#DIV/0!				#DIV/0!	
		#DIV/0!			#DIV/0!			#DIV/0!				#DIV/0!	
	1	0.423	0.4225	1	0.423	0.4225		1	0.423	0.4225	1	0.423	0.4225
	70	0.005	0.350	72	0.005	0.360		158	0.005	0.790	155	0.005	0.775
	2	0.360	0.720	2	0.360	0.720		5	0.360	1.800	5	0.360	1.800
		#DIV/0!			#DIV/0!			#DIV/0!				#DIV/0!	
		#DIV/0!			#DIV/0!			#DIV/0!				#DIV/0!	
		#DIV/0!			#DIV/0!			#DIV/0!				#DIV/0!	
		#DIV/0!			#DIV/0!			#DIV/0!				#DIV/0!	
		#DIV/0!			#DIV/0!			#DIV/0!				#DIV/0!	

National Health Mission, Assam

5-Fund allocated to Bongaingaon							6-Fund allocated to Cachar						
2024-25			2025-26				2024-25				2025-26		
Fresh approval			Fresh approval				Fresh approval				Fresh approval		
Mesure of quantity/ Target	Quantity/ Target	Avr. Unit Cost (In lakh)	Fin. Allocation (Rs. in lakh)	Quantity/ Target	Avr. Unit Cost (In lakh)	Fin. Allocation (Rs. in lakh)	Mesure of quantity/ Target	Quantity/ Target	Avr. Unit Cost (In lakh)	Fin. Allocation (Rs. in lakh)	Quantity/ Target	Avr. Unit Cost (In lakh)	Fin. Allocation (Rs. in lakh)
		#DIV/0!			#DIV/0!				#DIV/0!			#DIV/0!	
		#DIV/0!			#DIV/0!				#DIV/0!			#DIV/0!	
		#DIV/0!			#DIV/0!				#DIV/0!			#DIV/0!	
		#DIV/0!			#DIV/0!				#DIV/0!			#DIV/0!	
	33366		124.99	34978		132.12		75648		260.55	78308		272.32
0.00	1612.00	2800.00	9.20	1612.00	2800.00	10.56	0.00	3930.00	2800.00	22.46	3930.00	2800.00	25.76
No of camps	108.000	1000.000	1.08	108.000	#####	1.08	No of camps	270.000	1000	2.70	270.000	1000	2.70
No of ASHAs	752.000	600.000	2.71	752.000	600.000	3.16	No of ASHA	1830.000	600	6.59	1830.000	600	7.69
No of ASHAs	752.000	1200.000	5.41	752.000	1200	6.32	No of ASHA	1830.000	1200	13.18	1830.000	#####	15.37
0	0	0	0	0	0	0	0	0	0	0	0	0	0

National Health Mission, Assam

5-Fund allocated to Bongaingaon							6-Fund allocated to Cachar						
2024-25				2025-26			2024-25				2025-26		
Fresh approval				Fresh approval			Fresh approval				Fresh approval		
Mesure of quantity/ Target	Quantity/ Target	Avr. Unit Cost (In lakh)	Fin. Allocation (Rs. in lakh)	Quantity/ Target	Avr. Unit Cost (In lakh)	Fin. Allocation (Rs. in lakh)	Mesure of quantity/ Target	Quantity/ Target	Avr. Unit Cost (In lakh)	Fin. Allocation (Rs. in lakh)	Quantity/ Target	Avr. Unit Cost (In lakh)	Fin. Allocation (Rs. in lakh)
0	0	0	0	0	0	0	0	0	0	0	0	0	0
0	0	0	0	0	0	0	0	0	0	0	0	0	0
0	0	0	0	0	0	0	0	0	0	0	0	0	0
0	0	0	0	0	0	0	0	0	0	0	0	0	0
0	0	0	0	0	0	0	0	0	0	0	0	0	0
0	0	0	0	0	0	0	0	0	0	0	0	0	0
0.00	752.00	200.00	1.50	752.00	200.00	1.50	0.00	1830.00	200.00	3.66	1830.00	200.00	3.66
No of ASHAs	752.000	200.000	1.50	752.000	200.000	1.50	No of ASHA	1830.000	200	3.66	1830.000	200	3.66
			0.00			0.00				0.00			0.00

National Health Mission, Assam

5-Fund allocated to Bongaingaon							6-Fund allocated to Cachar						
2024-25				2025-26			2024-25				2025-26		
Fresh approval				Fresh approval			Fresh approval				Fresh approval		
Measure of quantity/ Target	Quantity/ Target	Avr. Unit Cost (In lakh)	Fin. Allocation (Rs. in lakh)	Quantity/ Target	Avr. Unit Cost (In lakh)	Fin. Allocation (Rs. in lakh)	Measure of quantity/ Target	Quantity/ Target	Avr. Unit Cost (In lakh)	Fin. Allocation (Rs. in lakh)	Quantity/ Target	Avr. Unit Cost (In lakh)	Fin. Allocation (Rs. in lakh)
0.00	0.00	0.00	0.00	0.00	0.00	0.00	0.00	0.00	0.00	0.00	0.00	0.00	0.00
			0.0000			0.0000				0.0000			0.0000
0.00	752.00	400.00	3.01	752.00	400.00	3.01	0.00	1830.00	400.00	7.32	1830.00	400.00	7.32
			0.000			0.000				0.000			0.000
NO OF ASHA	752.000	400.000	3.008	752.000	400.000	3.01	NO OF ASHA	1830.000	400	7.320	1830.000	400.000	7.32
0.00	206162.00	64001.00	2.70	206162.00	#####	2.70	0.00	54445.00	#####	1.99	54445.00	#####	1.99
no of children	206161.000	1.000	2.062	206161.000	1.000	2.062	no of children	54444.000	1	0.544	54444.000	1	0.544
			0.000			0.000				0.000			0.000
			0.000			0.000				0.000			0.000

National Health Mission, Assam

5-Fund allocated to Bongaingaon							6-Fund allocated to Cachar						
2024-25				2025-26			2024-25				2025-26		
Fresh approval				Fresh approval			Fresh approval				Fresh approval		
Mesure of quantity/ Target	Quantity/ Target	Avr. Unit Cost (In lakh)	Fin. Allocation (Rs. in lakh)	Quantity/ Target	Avr. Unit Cost (In lakh)	Fin. Allocation (Rs. in lakh)	Mesure of quantity/ Target	Quantity/ Target	Avr. Unit Cost (In lakh)	Fin. Allocation (Rs. in lakh)	Quantity/ Target	Avr. Unit Cost (In lakh)	Fin. Allocation (Rs. in lakh)
			0.000			0.000				0.000			0.000
			0.000			0.000				0.000			0.000
no of district	1.000	#####	0.640	1.000	#####	0.640	no of district	1.000	145000	1.450	1.000	145000	1.450
0	1	32000	0.32	1	32000	0.32	0	1	32000	0.32	1	32000	0.32
no of district	1.000	#####	0.320	1.000	#####	0.320	no of district	1.000	#####	0.320	1.000	#####	0.320
			22.149			24.482				44.404			47.786
0	0.000	0.000	0	0.000	0	0.000	0.000	0.000	0	0.000	0	0.000	0.000
0	0.000	0.000	0	0.000	0	0.000	0.000	0.000	0	0.000	0	0.000	0.000
0	0.000	0.000	0	0.000	0	0.000	0.000	0.000	0	0.000	0	0.000	0.000
0	0.000	0.000	0	0.000	0	0.000	0.000	0.000	0	0.000	0	0.000	0.000

National Health Mission, Assam

5-Fund allocated to Bongaingaon							6-Fund allocated to Cachar						
2024-25				2025-26			2024-25				2025-26		
Fresh approval				Fresh approval			Fresh approval				Fresh approval		
Mesure of quantity/ Target	Quantity/ Target	Avr. Unit Cost (In lakh)	Fin. Allocation (Rs. in lakh)	Quantity/ Target	Avr. Unit Cost (In lakh)	Fin. Allocation (Rs. in lakh)	Mesure of quantity/ Target	Quantity/ Target	Avr. Unit Cost (In lakh)	Fin. Allocation (Rs. in lakh)	Quantity/ Target	Avr. Unit Cost (In lakh)	Fin. Allocation (Rs. in lakh)
0	0	0	0	0	0	0	0	0	0	0	0	0	0
0	0	0	0	0	0	0	0	0	0	0	0	0	0
Per District	2.000	0.030	0	2.000	0	0.060	Per District	2.000	0	0.060	2	0.030	0.060
0	0	0	0	0	0	0	0	0	0	0	0	0	0
per block	4	0.360	1.44	4	0.36	1.440	per block	5	0.36	1.800	5	0.360	1.800
Per District	1.000	0.960	0.96	1.000	1	0.960	Per District	2.000	1	1.560	2	0.780	1.560
0	0	0	0	0	0	0	0	0	0	0	0	0	0
0	15	4.305	5.665	13	4.3475	5.7075	0	19	9.5375	13.35	20	9.58	13.6425

National Health Mission, Assam

5-Fund allocated to Bongaingaon							6-Fund allocated to Cachar						
2024-25				2025-26			2024-25				2025-26		
Fresh approval				Fresh approval			Fresh approval				Fresh approval		
Measure of quantity/ Target	Quantity/ Target	Avr. Unit Cost (In lakh)	Fin. Allocation (Rs. in lakh)	Quantity/ Target	Avr. Unit Cost (In lakh)	Fin. Allocation (Rs. in lakh)	Measure of quantity/ Target	Quantity/ Target	Avr. Unit Cost (In lakh)	Fin. Allocation (Rs. in lakh)	Quantity/ Target	Avr. Unit Cost (In lakh)	Fin. Allocation (Rs. in lakh)
No. of batches	1	0.495	0.495	1	0.495	0.495	No. of batches	1	0.495	0.495	1	0.495	0.495
District wise	1	1.50	1.50	1	1.70	1.700	District wise	1	1.60	1.60	1	1.60	1.60
Quarter wise	4	0.15	0.60	4	0.15	0.60	Quarter wise	4	0.15	0.60	4	0.15	0.60
District wise	1	3.46	3.46	1	3.63	3.63	District wise	1	3.07	3.07	1	3.23	3.23
							Month wise	12	0.35	4.20	12	0.358	4.296
							Zone wise	1	1.00	1.00	1	1.00	1.00

National Health Mission, Assam

5-Fund allocated to Bongaingaon							6-Fund allocated to Cachar						
2024-25				2025-26			2024-25				2025-26		
Fresh approval				Fresh approval			Fresh approval				Fresh approval		
Mesure of quantity/ Target	Quantity/ Target	Avr. Unit Cost (In lakh)	Fin. Allocation (Rs. in lakh)	Quantity/ Target	Avr. Unit Cost (In lakh)	Fin. Allocation (Rs. in lakh)	Mesure of quantity/ Target	Quantity/ Target	Avr. Unit Cost (In lakh)	Fin. Allocation (Rs. in lakh)	Quantity/ Target	Avr. Unit Cost (In lakh)	Fin. Allocation (Rs. in lakh)
No. of MTS	3	0.02	0.06	3	0.02	0.06	No. of MTS	1	0.02	0.02	1	0.02	0.02
No. of Vehicle	1	0.60	0.60	1	0.65	0.65	No. of Vehicle	2	0.60	1.20	2	0.65	1.30
Month wise	12	0.10	1.20	12	0.10	1.20	Month wise	12	0.10	1.20	12	0.10	1.20
			14.83625			15.333				27.9963			28.399
case wise	16	0.003	0.05	16	0.003	0.05	case wise	12	0.003	0.04	12	0.003	0.04
Operational cost wise	5	0.375	1.875	5	0.375	1.875	Operational cost wise	5	0.375	1.875	5	0.375	1.875
In litres	200	0.0061	1.22	200	0.0061	1.22	In litres	250	0.0061	1.53	250	0.0061	1.53
Batchwise	2	0.35	0.70	2	0.35	0.70	Batchwise	2	0.35	0.70	2	0.35	0.70

National Health Mission, Assam

5-Fund allocated to Bongaingaon							6-Fund allocated to Cachar						
2024-25				2025-26			2024-25				2025-26		
Fresh approval				Fresh approval			Fresh approval				Fresh approval		
Measure of quantity/ Target	Quantity/ Target	Avr. Unit Cost (In lakh)	Fin. Allocation (Rs. in lakh)	Quantity/ Target	Avr. Unit Cost (In lakh)	Fin. Allocation (Rs. in lakh)	Measure of quantity/ Target	Quantity/ Target	Avr. Unit Cost (In lakh)	Fin. Allocation (Rs. in lakh)	Quantity/ Target	Avr. Unit Cost (In lakh)	Fin. Allocation (Rs. in lakh)
Districtwise	1	1.10	1.10	1	1.10	1.10	Districtwise	1	1.10	1.10	1	1.10	1.10
Districtwise	1	1.10	1.10	1	1.10	1.10	Districtwise	1	1.10	1.10	1	1.10	1.10
			4.900			4.900				5.050			5.050
District wise	1	0.015	0.015	1	0.015	0.015							
Block wise	4	0.07500	0.300	4	0.07500	0.300	Block wise	8	0.07500	0.600	8	0.07500	0.600
District wise	1	0.25	0.25	1	0.25	0.25							
District wise	1	0.50	0.50	1	0.50	0.50	District wise	1	0.50	0.50	1	0.50	0.50

National Health Mission, Assam

5-Fund allocated to Bongaingaon							6-Fund allocated to Cachar						
2024-25			2025-26				2024-25				2025-26		
Fresh approval			Fresh approval				Fresh approval				Fresh approval		
Measure of quantity/ Target	Quantity/ Target	Avr. Unit Cost (In lakh)	Fin. Allocation (Rs. in lakh)	Quantity/ Target	Avr. Unit Cost (In lakh)	Fin. Allocation (Rs. in lakh)	Measure of quantity/ Target	Quantity/ Target	Avr. Unit Cost (In lakh)	Fin. Allocation (Rs. in lakh)	Quantity/ Target	Avr. Unit Cost (In lakh)	Fin. Allocation (Rs. in lakh)
District	1	0.20	0.20	1	0.20	0.20	District	1	0.20	0.20	1	0.20	0.20
			1.265			1.265				1.300			1.300
			27.13			27.62				40.76			41.17
0	828	19.834	20.464	774	19.604	20.167	0	968	44.164	44.998	904	43.764	44.4925
Round	1	0.550	0.550	1	0.320	0.320	Round	1	1.100	1.100	1	0.700	0.700
Camp	1	0.100	0.100	1	0.100	0.100	Camp	1	0.100	0.100	1	0.100	0.100
No. of case	12	0.0025	0.030	10	0.0025	0.025	No. of case	32	0.0025	0.080	25	0.0025	0.063

National Health Mission, Assam

5-Fund allocated to Bongaingaon							6-Fund allocated to Cachar						
2024-25				2025-26			2024-25				2025-26		
Fresh approval				Fresh approval			Fresh approval				Fresh approval		
Mesure of quantity/ Target	Quantity/ Target	Avr. Unit Cost (In lakh)	Fin. Allocation (Rs. in lakh)	Quantity/ Target	Avr. Unit Cost (In lakh)	Fin. Allocation (Rs. in lakh)	Mesure of quantity/ Target	Quantity/ Target	Avr. Unit Cost (In lakh)	Fin. Allocation (Rs. in lakh)	Quantity/ Target	Avr. Unit Cost (In lakh)	Fin. Allocation (Rs. in lakh)
No. of case	4	0.004	0.016	4	0.004	0.016	No. of case	12	0.004	0.048	10	0.004	0.040
No. of case	8	0.006	0.048	6	0.006	0.036	No. of case	20	0.006	0.120	15	0.006	0.090
No. of case	500	0.0005	0.250	500	0.0005	0.250	No. of case	600	0.0005	0.300	600	0.0005	0.300
No. of ASHA	300	0.001	0.300	250	0.001	0.250	No. of ASHA	300	0.001	0.300	250	0.001	0.250
District	1	0.100	0.100	1	0.100	0.100	District	1	0.200	0.200	1	0.200	0.200
Round	1	19.070	19.070	1	19.070	19.070	Round	1	42.750	42.750	1	42.750	42.750
0	80	0.007	0.26	80	0.007	0.26	0	100	0.007	0.34	100	0.007	0.34
Foot wear	20	0.004	0.080	20	0.004	0.080	Foot wear	40	0.004	0.160	40	0.004	0.160
No. of Kits	60	0.003	0.180	60	0.003	0.180	No. of Kits	60	0.003	0.180	60	0.003	0.180
0.00	7.00	1.69	2.56	7.00	1.69	2.56	0.00	7.00	1.69	2.56	7.00	1.69	2.56
No. of batch	3	0.43	1.300	3	0.43	1.300	No. of batch	3	0.43	1.300	3	0.43	1.300

National Health Mission, Assam

5-Fund allocated to Bongaingaon							6-Fund allocated to Cachar						
2024-25				2025-26			2024-25				2025-26		
Fresh approval				Fresh approval			Fresh approval				Fresh approval		
Mesure of quantity/ Target	Quantity/ Target	Avr. Unit Cost (In lakh)	Fin. Allocation (Rs. in lakh)	Quantity/ Target	Avr. Unit Cost (In lakh)	Fin. Allocation (Rs. in lakh)	Mesure of quantity/ Target	Quantity/ Target	Avr. Unit Cost (In lakh)	Fin. Allocation (Rs. in lakh)	Quantity/ Target	Avr. Unit Cost (In lakh)	Fin. Allocation (Rs. in lakh)
No. of District	1	0.200	0.200	1	0.200	0.200	No. of District	1	0.200	0.200	1	0.200	0.200
No. of District	1	0.100	0.100	1	0.100	0.100	No. of District	1	0.100	0.100	1	0.100	0.100
District	1	0.600	0.600	1	0.600	0.600	District	1	0.600	0.600	1	0.600	0.600
District	1	0.360	0.360	1	0.360	0.360	District	1	0.360	0.360	1	0.360	0.360
	915		23.284	861		22.987		1075		47.898	1011		47.393
0	54560	6.51675	28.796	54560	6.51683	28.802	0	131071	6.9418	52.348	131071	6.94183	52.359

National Health Mission, Assam

5-Fund allocated to Bongaingaon							6-Fund allocated to Cachar						
2024-25				2025-26			2024-25				2025-26		
Fresh approval				Fresh approval			Fresh approval				Fresh approval		
Measure of quantity/ Target	Quantity/ Target	Avr. Unit Cost (In lakh)	Fin. Allocation (Rs. in lakh)	Quantity/ Target	Avr. Unit Cost (In lakh)	Fin. Allocation (Rs. in lakh)	Measure of quantity/ Target	Quantity/ Target	Avr. Unit Cost (In lakh)	Fin. Allocation (Rs. in lakh)	Quantity/ Target	Avr. Unit Cost (In lakh)	Fin. Allocation (Rs. in lakh)
No. of Patient	400	0.01	4.000	400	0.01	4.000	No. of Patient	1200	0.01	12.000	1200	0.01	12.000
	3000	0.00025	0.750	3000	0.00025	0.750		5000	0.00025	1.250	5000	0.00025	1.250
	48600	0.00010	4.860	48600	0.00010	4.860		121100	0.00010	12.110	121100	0.00010	12.110
			0.000			0.000				0.000			0.000
			0.000			0.000				0.000			0.000
			0.000			0.000				0.000			0.000
No. of DTC	1	0.500	0.500	1	0.500	0.500	No. of DTC	1	0.500	0.500	1	0.500	0.500
No. of DDS	1	0.200	0.200	1	0.200	0.200	No. of DDS	1	0.200	0.200	1	0.200	0.200
No of TU	4	0.200	0.800	4	0.200	0.800	No of TU	8	0.200	1.600	8	0.200	1.600
No. of DMC	12	0.05	0.600	12	0.05	0.600	No. of DMC	18	0.05	0.900	18	0.05	0.900
			0.000			0.000				0.000			0.000
			0.000			0.000				0.000			0.000
			0.000			0.000				0.000			0.000
No. of Machine	15	0.04	0.600	15	0.04	0.600	No. of Machine	20	0.04	0.800	20	0.04	0.800
			0.000			0.000				0.000			0.000
No. of Str	1	0.515	0.515	1	0.515	0.515	No. of Str	1	0.515	0.515	1	0.515	0.515

National Health Mission, Assam

5-Fund allocated to Bongaingaon							6-Fund allocated to Cachar						
2024-25				2025-26			2024-25				2025-26		
Fresh approval				Fresh approval			Fresh approval				Fresh approval		
Measure of quantity/ Target	Quantity/ Target	Avr. Unit Cost (In lakh)	Fin. Allocation (Rs. in lakh)	Quantity/ Target	Avr. Unit Cost (In lakh)	Fin. Allocation (Rs. in lakh)	Measure of quantity/ Target	Quantity/ Target	Avr. Unit Cost (In lakh)	Fin. Allocation (Rs. in lakh)	Quantity/ Target	Avr. Unit Cost (In lakh)	Fin. Allocation (Rs. in lakh)
			0.000			0.000				0.000			0.000
No. of items	2400	0.00238	5.712	2400	0.00238	5.712	No. of items	3500	0.0024	8.330	3500	0.00238	8.330
			0.000			0.000				0.000			0.000
			0.000			0.000				0.000			0.000
No. of Batches	1	2.36	2.360	1	2.36	2.360	No. of Batches	1	2.36	2.360	1	2.36	2.360
No of Participants	30	0.0055	0.165	30	0.006	0.165	No of Participants	54	0.0055	0.297	54	0.006	0.297
No ofCHOs	75	0.01352	1.0140	75	0.0136	1.020	No ofCHOs	138	0.0135	1.8658	138	0.0136	1.877
			0.000			0.000				0.000			0.000
			0.000			0.000				0.000			0.000
			0.000			0.000	No.of Meeting	1	0.400	0.400	1	0.400	0.400
No. of workshop	1	0.520	0.520	1	0.520	0.520	No. of workshop	1	0.520	0.520	1	0.520	0.520
			0.000			0.000				0.000			0.000
			0.000			0.000				0.000			0.000
			0.000			0.000	No. of Meeting	4	0.025	0.100	4	0.025	0.100

National Health Mission, Assam

5-Fund allocated to Bongaingaon							6-Fund allocated to Cachar						
2024-25				2025-26			2024-25				2025-26		
Fresh approval				Fresh approval			Fresh approval				Fresh approval		
Measure of quantity/ Target	Quantity/ Target	Avr. Unit Cost (In lakh)	Fin. Allocation (Rs. in lakh)	Quantity/ Target	Avr. Unit Cost (In lakh)	Fin. Allocation (Rs. in lakh)	Measure of quantity/ Target	Quantity/ Target	Avr. Unit Cost (In lakh)	Fin. Allocation (Rs. in lakh)	Quantity/ Target	Avr. Unit Cost (In lakh)	Fin. Allocation (Rs. in lakh)
No. of Items	1	1.400	1.400	1	1.400	1.400	No. of Items	1	1.400	1.400	1	1.400	1.400
			0.000			0.000				0.000			0.000
			0.000			0.000				0.000			0.000
			0.000			0.000				0.000			0.000
No of Visit			0.000			0.000	No of Visit			0.000			0.000
No of Visit	6	0.6	3.600	6	0.600	3.600	No of Visit	10	0.6	6.000	10	0.600	6.000
Lumpsum	12	0.100	1.2000	12	0.100	1.200	Lumpsum	12	0.100	1.2000	12	0.100	1.200
0	1188	0.0805	29.520	1188	0.0805	29.520	0	4326	0.0805	109.57	4326	0.0805	109.570
No of Patient	900	0.03	27.0000	900	0.03	27.000	No of Patient	3505	0.03	105.1500	3505	0.03	105.150
No of Patient	48	0.05	2.4000	48	0.05	2.400	No of Patient	81	0.05	4.0500	81	0.05	4.050

National Health Mission, Assam

5-Fund allocated to Bongaingaon							6-Fund allocated to Cachar						
2024-25				2025-26			2024-25				2025-26		
Fresh approval				Fresh approval			Fresh approval				Fresh approval		
Measure of quantity/ Target	Quantity/ Target	Avr. Unit Cost (In lakh)	Fin. Allocation (Rs. in lakh)	Quantity/ Target	Avr. Unit Cost (In lakh)	Fin. Allocation (Rs. in lakh)	Measure of quantity/ Target	Quantity/ Target	Avr. Unit Cost (In lakh)	Fin. Allocation (Rs. in lakh)	Quantity/ Target	Avr. Unit Cost (In lakh)	Fin. Allocation (Rs. in lakh)
No of Patient	240	0.0005	0.1200	240	0.0005	0.120	No of Patient	740	0.0005	0.3700	740	0.0005	0.370
0	385	0.015	1.925	385	0.015	1.925	0	892	0.465	4.905	892	0.465	4.905
No of Patient	200	0.005	1.0000	200	0.005	1.000	No of Patient	500	0.005	2.5000	500	0.005	2.500
No of Patient	60	0.005	0.3000	60	0.005	0.300	No of Patient	120	0.005	0.6000	120	0.005	0.600
							No of Activity	1	0.45	0.4500	1	0.45	0.450
No of Patient	125	0.005	0.6250	125	0.005	0.625	No of Patient	271	0.005	1.3550	271	0.005	1.355

National Health Mission, Assam

5-Fund allocated to Bongaingaon							6-Fund allocated to Cachar						
2024-25				2025-26			2024-25				2025-26		
Fresh approval				Fresh approval			Fresh approval				Fresh approval		
Measure of quantity/ Target	Quantity/ Target	Avr. Unit Cost (In lakh)	Fin. Allocation (Rs. in lakh)	Quantity/ Target	Avr. Unit Cost (In lakh)	Fin. Allocation (Rs. in lakh)	Measure of quantity/ Target	Quantity/ Target	Avr. Unit Cost (In lakh)	Fin. Allocation (Rs. in lakh)	Quantity/ Target	Avr. Unit Cost (In lakh)	Fin. Allocation (Rs. in lakh)
0	270	0.0625	1.425	270	0.0625	1.425	0	548	2.9225	5.76	548	2.9225	5.760
No of Patients	15	0.05	0.7500	15	0.05	0.750	No of Patients	30	0.05	1.5000	30	0.05	1.500
No of Patients	5	0.01	0.0500	5	0.01	0.050	No of Patients	15	0.01	0.1500	15	0.01	0.150
							No of DRTB Centre	1	0.5	0.5000	1	0.5	0.500
							no of equipments	1	2.11	2.11	1	2.11	2.11

National Health Mission, Assam

5-Fund allocated to Bongaingaon							6-Fund allocated to Cachar						
2024-25				2025-26			2024-25				2025-26		
Fresh approval				Fresh approval			Fresh approval				Fresh approval		
Mesure of quantity/ Target	Quantity/ Target	Avr. Unit Cost (In lakh)	Fin. Allocation (Rs. in lakh)	Quantity/ Target	Avr. Unit Cost (In lakh)	Fin. Allocation (Rs. in lakh)	Mesure of quantity/ Target	Quantity/ Target	Avr. Unit Cost (In lakh)	Fin. Allocation (Rs. in lakh)	Quantity/ Target	Avr. Unit Cost (In lakh)	Fin. Allocation (Rs. in lakh)
	875		2.400	875		2.400		1743		4.600	1743		4.600
No of activity	75	0.030	2.240	75	0.030	2.240	No of activity	143	0.03	4.280	143	0.03	4.280
No. of poster	800	0.000	0.160	800	0.000	0.160	No. of poster	1600	0	0.320	1600	0	0.320
#VALUE!	3.000	3.312	3.812	3.000	3.312	3.812	#VALUE!	3.000	3.312	3.812	3.000	3.312	3.812
No of activity	2	0.5	1.000	2	0.5	1.000	No of activity	2	0.5	1.000	2	0.5	1.000
No of Batches	1	2.812	2.812	1	2.812	2.812	No of Batches	1	2.812	2.812	1	2.812	2.812

National Health Mission, Assam

5-Fund allocated to Bongaingaon							6-Fund allocated to Cachar						
2024-25				2025-26			2024-25				2025-26		
Fresh approval				Fresh approval			Fresh approval				Fresh approval		
Measure of quantity/ Target	Quantity/ Target	Avr. Unit Cost (In lakh)	Fin. Allocation (Rs. in lakh)	Quantity/ Target	Avr. Unit Cost (In lakh)	Fin. Allocation (Rs. in lakh)	Measure of quantity/ Target	Quantity/ Target	Avr. Unit Cost (In lakh)	Fin. Allocation (Rs. in lakh)	Quantity/ Target	Avr. Unit Cost (In lakh)	Fin. Allocation (Rs. in lakh)
#VALUE!	57998	10.042	81.483	57998	10.042	81.489	#VALUE!	140382	13.777	212.988	140382	13.777	212.999
0	0	0	0	0	0	0	0	0	0	0	0	0	0
0	1	0.15	0.15	1	0.15	0.15	0	1	0.15	0.15	1	0.15	0.15

National Health Mission, Assam

5-Fund allocated to Bongaingaon							6-Fund allocated to Cachar						
2024-25				2025-26			2024-25				2025-26		
Fresh approval				Fresh approval			Fresh approval				Fresh approval		
Measure of quantity/ Target	Quantity/ Target	Avr. Unit Cost (In lakh)	Fin. Allocation (Rs. in lakh)	Quantity/ Target	Avr. Unit Cost (In lakh)	Fin. Allocation (Rs. in lakh)	Measure of quantity/ Target	Quantity/ Target	Avr. Unit Cost (In lakh)	Fin. Allocation (Rs. in lakh)	Quantity/ Target	Avr. Unit Cost (In lakh)	Fin. Allocation (Rs. in lakh)
			0.00			0.00				0.00			0.00
			0.00			0.00				0.00			0.00
			138.93			138.18				320.37			318.57
In nos.	500	0.01	2.50	500	0.01	2.50	In nos.	1550	0.01	7.75	1550	0.01	7.75
In nos.	500	0.02	7.50	500	0.02	7.50	In nos.	5000	0.02	75.00	5200	0.02	75.00
0.000	0	0	0	0	0	0	0.000	0	0	0	0	0	0
0	0	0.00	0.00	0.000	0	0.000	0	0	0.00	0.00	0	0.000	0.000
0	0	0.00	0.00	0	0.00	0.00	In nos.	5	0.075	0.38	5	0.075	0.38
0	0	0.00	0.00	0	0.00	0.00	0	0	0.00	0.00	0	0.00	0.00
0	0	0.00	0.00	0	0.00	0.00	In nos.	10	0.01	0.10	10	0.001	0.10

National Health Mission, Assam

5-Fund allocated to Bongaingaon							6-Fund allocated to Cachar						
2024-25				2025-26			2024-25				2025-26		
Fresh approval				Fresh approval			Fresh approval				Fresh approval		
Mesure of quantity/ Target	Quantity/ Target	Avr. Unit Cost (In lakh)	Fin. Allocation (Rs. in lakh)	Quantity/ Target	Avr. Unit Cost (In lakh)	Fin. Allocation (Rs. in lakh)	Mesure of quantity/ Target	Quantity/ Target	Avr. Unit Cost (In lakh)	Fin. Allocation (Rs. in lakh)	Quantity/ Target	Avr. Unit Cost (In lakh)	Fin. Allocation (Rs. in lakh)
In nos.	500	0.00	0.00	500	0.00	0.00	In nos.	300	0.00	0.00	300	0.00	0.00
In nos.	400	0.00	0.00	400	0.00	0.00	In nos.	600	0.00	0.00	600	0.00	0.00
0	0	0.00	0.00	0	0.00	0.00	0	0	0.00	0.00	0	0.00	0.00
0	0	0.00	0.00	0	0.00	0.00	0	0	0.00	0.00	0	0.00	0.00
0	1	0.20	0.20	1	0.20	0.20	0	1	0.30	0.30	1	0.30	0.30
	1901		10.20	1901		10.20		7466		83.53	7666		83.53
per district	1	5.10	5.10	1	5.10	5.10	per district	1	5.34	5.34	1	5.34	5.34
per district				1	1.25	1.25	per district				1	1.25	1.25
per district	1	1.50	1.50	1	1.50	1.50	per district	1	1.50	1.50	1	1.50	1.50
per district	1	0.10	0.10	1	0.10	0.10	per district	1	0.10	0.10	1	0.10	0.10
per district	3.000	0.2655	0.797	3.000	0.2655	0.797	per district	4.000	0.2655	1.062	3	0.2655	0.797

National Health Mission, Assam

5-Fund allocated to Bongaingaon							6-Fund allocated to Cachar						
2024-25				2025-26			2024-25				2025-26		
Fresh approval				Fresh approval			Fresh approval				Fresh approval		
Mesure of quantity/ Target	Quantity/ Target	Avr. Unit Cost (In lakh)	Fin. Allocation (Rs. in lakh)	Quantity/ Target	Avr. Unit Cost (In lakh)	Fin. Allocation (Rs. in lakh)	Mesure of quantity/ Target	Quantity/ Target	Avr. Unit Cost (In lakh)	Fin. Allocation (Rs. in lakh)	Quantity/ Target	Avr. Unit Cost (In lakh)	Fin. Allocation (Rs. in lakh)
per district	1	0.12	0.12	1	0.12	0.12	per district	1	0.12	0.12	1	0.12	0.12
per district	1	0.9548	0.95	1	1.00	1.00	per district	1	1.5796	1.58	1	1.63	1.63
per district	1	0.25	0.25	1	0.25	0.25	per district	1	0.25	0.25	1	0.25	0.25
	9		8.82	10		10.1201		10		9.95	10		10.9837
0	1.00	0.75	0.75	1	0.75	0.75	0	1.00	0.75	0.75	1	0.75	0.75
Per District	1	0.75	0.75	1	0.75	0.75	Per District	1	0.75	0.75	1	0.75	0.75

National Health Mission, Assam

5-Fund allocated to Bongaingaon							6-Fund allocated to Cachar						
2024-25				2025-26			2024-25				2025-26		
Fresh approval				Fresh approval			Fresh approval				Fresh approval		
Mesure of quantity/ Target	Quantity/ Target	Avr. Unit Cost (In lakh)	Fin. Allocation (Rs. in lakh)	Quantity/ Target	Avr. Unit Cost (In lakh)	Fin. Allocation (Rs. in lakh)	Mesure of quantity/ Target	Quantity/ Target	Avr. Unit Cost (In lakh)	Fin. Allocation (Rs. in lakh)	Quantity/ Target	Avr. Unit Cost (In lakh)	Fin. Allocation (Rs. in lakh)
0	2.00	-	-	2	-	-	0	2.00	-	-	2	-	-
Per District	1	-	-	1	-	-	Per District	1	-	-	1	-	-
Per District	1	-	-	1	-	-	Per District	1	-	-	1	-	-
	3		0.75	3		0.75		3		0.75	3		0.75
Month wise	12	0.03	0.36	12	0.03	0.36	Month wise	12	0.045	0.54	12	0.045	0.54
Batchwise	1	0.25	0.25	1	0.25	0.25	Batchwise	1	0.25	0.25	1	0.25	0.25
Districtwise	1	0.75	0.75	1	0.75	0.75	Districtwise	1	0.75	0.75	1	0.75	0.75

National Health Mission, Assam

5-Fund allocated to Bongaingaon							6-Fund allocated to Cachar						
2024-25				2025-26			2024-25				2025-26		
Fresh approval				Fresh approval			Fresh approval				Fresh approval		
Measure of quantity/ Target	Quantity/ Target	Avr. Unit Cost (In lakh)	Fin. Allocation (Rs. in lakh)	Quantity/ Target	Avr. Unit Cost (In lakh)	Fin. Allocation (Rs. in lakh)	Measure of quantity/ Target	Quantity/ Target	Avr. Unit Cost (In lakh)	Fin. Allocation (Rs. in lakh)	Quantity/ Target	Avr. Unit Cost (In lakh)	Fin. Allocation (Rs. in lakh)
College wise	3	0.05	0.15	3	0.05	0.15	College wise	4	0.05	0.20	4	0.05	0.20
Batchwise	1	0.25	0.25	1	0.25	0.25	Batchwise	1	0.25	0.25	1	0.25	0.25
District wise	0	0.25	0.00	0	0.25	0.00	District wise	0	0.25	0.00	0	0.25	0.00

National Health Mission, Assam

5-Fund allocated to Bongaingaon							6-Fund allocated to Cachar						
2024-25				2025-26			2024-25				2025-26		
Fresh approval				Fresh approval			Fresh approval				Fresh approval		
Mesure of quantity/ Target	Quantity/ Target	Avr. Unit Cost (In lakh)	Fin. Allocation (Rs. in lakh)	Quantity/ Target	Avr. Unit Cost (In lakh)	Fin. Allocation (Rs. in lakh)	Mesure of quantity/ Target	Quantity/ Target	Avr. Unit Cost (In lakh)	Fin. Allocation (Rs. in lakh)	Quantity/ Target	Avr. Unit Cost (In lakh)	Fin. Allocation (Rs. in lakh)
Batchwise	1	0.25	0.25	1	0.25	0.25	Batchwise	1	0.25	0.25	1	0.25	0.25
No. of survey	0	0.20	0.00	0	0.20	0.00	No. of survey	0	0.20	0.00	0	0.20	0.00
	19		2.01	19		2.01		20		2.24	20		2.24
-	-	-	-	-	-	-	-	-	-	-	-	-	-
Per Unit	0	-	-	0	-	-	Per Unit	0	-	-	0	-	-
Per Unit	0	-	-	0	-	-	Per Unit	0	-	-	0	-	-
Per Unit	0	-	-	0	-	-	Per Unit	0	-	-	0	-	-
-	5.00	-	-	5.00	-	-	-	-	-	-	-	-	-
Per Unit	5	-	-	5	-	-	Per Unit	0	-	-	0	-	-
Per Unit	0	-	-	0	-	-	Per Unit	0	-	-	0	-	-
Per Unit	0	-	-	0	-	-	Per Unit	0	-	-	0	-	-

National Health Mission, Assam

5-Fund allocated to Bongaingaon							6-Fund allocated to Cachar						
2024-25			2025-26				2024-25				2025-26		
Fresh approval			Fresh approval				Fresh approval				Fresh approval		
Measure of quantity/ Target	Quantity/ Target	Avr. Unit Cost (In lakh)	Fin. Allocation (Rs. in lakh)	Quantity/ Target	Avr. Unit Cost (In lakh)	Fin. Allocation (Rs. in lakh)	Measure of quantity/ Target	Quantity/ Target	Avr. Unit Cost (In lakh)	Fin. Allocation (Rs. in lakh)	Quantity/ Target	Avr. Unit Cost (In lakh)	Fin. Allocation (Rs. in lakh)
Per Unit	0	-	-	0	-	-	Per Unit	0	-	-	0	-	-
Per Unit	0	-	-	0	-	-	Per Unit	0	-	-	0	-	-
Per Unit	0	-	-	0	-	-	Per Unit	0	-	-	0	-	-
Per Unit	1	1.24	1.24	1	1.24	1.24	Per Unit	1	1.24	1.24	1	1.24	1.24
Per Unit	1	1.36	1.36	1	1.36	1.36	Per Unit	1	1.36	1.36	1	1.36	1.36
Per Unit	0	-	-	0	-	-	Per Unit	0	-	-	0	-	-
Per Unit	0	-	-	0	-	-	Per Unit	0	-	-	0	-	-
Per Unit	0	-	-	0	-	-	Per Unit	0	-	-	0	-	-
Per Unit	0	-	-	0	-	-	Per Unit	0	-	-	0	-	-
Per Unit	-	-	-	-	-	-	Per Unit	-	-	-	-	-	-
Per Unit	0	-	-	0	-	-	Per Unit	0	-	-	0	-	-

National Health Mission, Assam

5-Fund allocated to Bongaingaon							6-Fund allocated to Cachar						
2024-25				2025-26			2024-25				2025-26		
Fresh approval				Fresh approval			Fresh approval				Fresh approval		
Measure of quantity/ Target	Quantity/ Target	Avr. Unit Cost (In lakh)	Fin. Allocation (Rs. in lakh)	Quantity/ Target	Avr. Unit Cost (In lakh)	Fin. Allocation (Rs. in lakh)	Measure of quantity/ Target	Quantity/ Target	Avr. Unit Cost (In lakh)	Fin. Allocation (Rs. in lakh)	Quantity/ Target	Avr. Unit Cost (In lakh)	Fin. Allocation (Rs. in lakh)
No of IEC materials	0	0.008	0.000	0	0.008	0.000	No of IEC materials	0	0.008	0.000	0	0.008	0.000
per District/State	0	0.344	0.000	0	0.344	0.000	per District/State	0	0.344	0.000	0	0.344	0.000
No of VHNSC	0	0.000	0.000	0	0.000	0.000	No of VHNSC	0	0.000	0.000	0	0.000	0.000
No. Of Batch	1	0.250	0.250	1	0.250	0.250	No. Of Batch	2	0.250	0.500	2	0.250	0.500

National Health Mission, Assam

5-Fund allocated to Bongaingaon							6-Fund allocated to Cachar						
2024-25				2025-26			2024-25				2025-26		
Fresh approval				Fresh approval			Fresh approval				Fresh approval		
Measure of quantity/ Target	Quantity/ Target	Avr. Unit Cost (In lakh)	Fin. Allocation (Rs. in lakh)	Quantity/ Target	Avr. Unit Cost (In lakh)	Fin. Allocation (Rs. in lakh)	Measure of quantity/ Target	Quantity/ Target	Avr. Unit Cost (In lakh)	Fin. Allocation (Rs. in lakh)	Quantity/ Target	Avr. Unit Cost (In lakh)	Fin. Allocation (Rs. in lakh)
Per HI	0	0.000	0.000	0	0.000	0.000	Per HI	0	0.000	0.000	0	0.000	0.000
Per HI	0	0.000	0.000	0	0.000	0.000	Per HI	0	0.000	0.000	0	0.000	0.000
Per HI	0	0.000	0.000	0	0.000	0.000	Per HI	0	0.000	0.000	0	0.000	0.000
Per HI	0	0.000	0.000	0	0.000	0.000	Per HI	0	0.000	0.000	0	0.000	0.000
Per HI	0	0.000	0.000	0	0.000	0.000	Per HI	0	0.000	0.000	0	0.000	0.000

National Health Mission, Assam

5-Fund allocated to Bongaingaon							6-Fund allocated to Cachar						
2024-25				2025-26			2024-25				2025-26		
Fresh approval				Fresh approval			Fresh approval				Fresh approval		
Measure of quantity/ Target	Quantity/ Target	Avr. Unit Cost (In lakh)	Fin. Allocation (Rs. in lakh)	Quantity/ Target	Avr. Unit Cost (In lakh)	Fin. Allocation (Rs. in lakh)	Measure of quantity/ Target	Quantity/ Target	Avr. Unit Cost (In lakh)	Fin. Allocation (Rs. in lakh)	Quantity/ Target	Avr. Unit Cost (In lakh)	Fin. Allocation (Rs. in lakh)
Pert Facility	0	0.000	0.000	0	0.000	0.000	Pert Facility	0	0.000	0.000	0	0.000	0.000
Pert Facility	0	0.000	0.000	0	0.000	0.000	Pert Facility	0	0.000	0.000	0	0.000	0.000
No of HF	0	0.100	0.000	0	0.100	0.000	No of HF	0	0.100	0.000	0	0.100	0.000
per equipment	0	2.500	0.000	0	2.500	0.000	per equipment	0	2.500	0.000	0	2.500	0.000
Per state & district	1	0.080	0.080	1	0.080	0.080	Per state & district	1	0.080	0.080	1	0.080	0.080
per workshop	0	0.000	0.000	0	0.000	0.000	per workshop	0	0.000	0.000	0	0.000	0.000

National Health Mission, Assam

5-Fund allocated to Bongaingaon							6-Fund allocated to Cachar						
2024-25				2025-26			2024-25				2025-26		
Fresh approval				Fresh approval			Fresh approval				Fresh approval		
Measure of quantity/ Target	Quantity/ Target	Avr. Unit Cost (In lakh)	Fin. Allocation (Rs. in lakh)	Quantity/ Target	Avr. Unit Cost (In lakh)	Fin. Allocation (Rs. in lakh)	Measure of quantity/ Target	Quantity/ Target	Avr. Unit Cost (In lakh)	Fin. Allocation (Rs. in lakh)	Quantity/ Target	Avr. Unit Cost (In lakh)	Fin. Allocation (Rs. in lakh)
	5	0.060	0.300	5	0.060	0.300		5	0.060	0.300	5	0.060	0.300
	2	0.080	0.160	2	0.080	0.160		2	0.080	0.160	2	0.080	0.160
	82	0.0025	0.205	82	0.0025	0.205		82	0.0025	0.205	82	0.0025	0.205

National Health Mission, Assam

5-Fund allocated to Bongaingaon							6-Fund allocated to Cachar							
2024-25				2025-26			2024-25				2025-26			
Fresh approval				Fresh approval			Fresh approval				Fresh approval			
Measure of quantity/ Target	Quantity/ Target	Avr. Unit Cost (In lakh)	Fin. Allocation (Rs. in lakh)	Quantity/ Target	Avr. Unit Cost (In lakh)	Fin. Allocation (Rs. in lakh)	Measure of quantity/ Target	Quantity/ Target	Avr. Unit Cost (In lakh)	Fin. Allocation (Rs. in lakh)	Quantity/ Target	Avr. Unit Cost (In lakh)	Fin. Allocation (Rs. in lakh)	
								1	1.750	1.750		1	1.750	1.750
	1	1.000	1.000	1	1.000	1.000								
	14	0.050	0.700	14	0.050	0.700		50	0.050	2.500	50	0.050	2.500	
	1959		18.17	1995		18.18		12093		24.42	12330		24.47	

National Health Mission, Assam

7-Fund allocated to Charaido							8-Fund allocated to Chirang							
2024-25				2025-26			2024-25				2025-26			
Fresh approval				Fresh approval			Fresh approval				Fresh approval			
Measure of quantity/ Target	Quantity/ Target	Avr. Unit Cost (In lakh)	Fin. Allocation (Rs. in lakh)	Quantity/ Target	Avr. Unit Cost (In lakh)	Fin. Allocation (Rs. in lakh)	Measure of quantity/ Target	Quantity/ Target	Avr. Unit Cost (In lakh)	Fin. Allocation (Rs. in lakh)	Quantity/ Target	Avr. Unit Cost (In lakh)	Fin. Allocation (Rs. in lakh)	
	0	2016	0	1.01	2351	0	1.18	0	2506	0	1.25	2922	0	1.46
No. of VHSND session	2016	0.0005	1.01	2351	0.0005	1.18	No. of VHSND session	2506	0.0005	1.25	2922	0.0005	1.46	
			0.00			0.00				0.00			0.00	
	0		0.00	0	0	0.00		0		0.00	0	0	0.00	
	0	0	0.000	0.00	0	0.00	0	0	0.000	0.00	0	0.00	0.00	
	0	0	0.000	0.00	0	0.00	0	0	0.000	0.00	0	0.00	0.00	
	0	0	0.000	0.00	0	0.00	0	0	0.000	0.00	0	0.00	0.00	
	2078	16.63	46.28	2078	15.47	44.32		4460	31.85	88.51	4460	29.58	86.24	
No of Home Deliveries	0	0.005	0.00	0	0.005	0.00	No of Home Deliveries	84	0.005	0.42	84	0.005	0.42	
No of Istitutional Deliveires (Rural)	2033	0.014	28.46	2033	0.014	28.46	No of Istitutional Deliveires (Rural)	3134	0.014	43.88	3134	0.014	43.88	

National Health Mission, Assam

7-Fund allocated to Charaido							8-Fund allocated to Chirang						
2024-25				2025-26			2024-25				2025-26		
Fresh approval				Fresh approval			Fresh approval				Fresh approval		
Measure of quantity/ Target	Quantity/ Target	Avr. Unit Cost (In lakh)	Fin. Allocation (Rs. in lakh)	Quantity/ Target	Avr. Unit Cost (In lakh)	Fin. Allocation (Rs. in lakh)	Measure of quantity/ Target	Quantity/ Target	Avr. Unit Cost (In lakh)	Fin. Allocation (Rs. in lakh)	Quantity/ Target	Avr. Unit Cost (In lakh)	Fin. Allocation (Rs. in lakh)
No of Istitutional Deliveires (Urban)	42	0.01	0.42	42	0.01	0.42	No of Istitutional Deliveires (Urban)	1239	0.01	12.39	1239	0.01	12.39
No of districts	1	0	0.80	1	0	0.00	No of districts	1	0	0.00	1	0	0.00
No of districts	1	15.440	15.44	1	15.440	15.44	No of districts	1	29.550	29.55	1	29.550	29.55
No of districts	1	1.16	1.16	1	0	0.00	No of districts	1	2.27	2.27	1	0	0.00
	137	35.64	36.51	144	24.73	25.64		62	66.88	67.26	65	40.24	40.64
No of districts	1	10.94	10.94	1	0	0.00	No of districts	1	26.92	26.92	1	0	0.00
No of complicat ed pregnanci es	134	0.0065	0.87	141	0.0065	0.92	No of complicat ed pregnanci es	59	0.0065	0.38	62	0.0065	0.40
No of districts	1	5.296	5.296	1	5.328	5.328	No of districts	1	16.248	16.248	1	16.528	16.528
No of districts	1	19.40	19.40	1	19.40	19.40	No of districts	1	23.71	23.71	1	23.71	23.71

National Health Mission, Assam

7-Fund allocated to Charaido							8-Fund allocated to Chirang						
2024-25			2025-26				2024-25			2025-26			
Fresh approval			Fresh approval				Fresh approval			Fresh approval			
Measure of quantity/ Target	Quantity/ Target	Avr. Unit Cost (In lakh)	Fin. Allocation (Rs. in lakh)	Quantity/ Target	Avr. Unit Cost (In lakh)	Fin. Allocation (Rs. in lakh)	Measure of quantity/ Target	Quantity/ Target	Avr. Unit Cost (In lakh)	Fin. Allocation (Rs. in lakh)	Quantity/ Target	Avr. Unit Cost (In lakh)	Fin. Allocation (Rs. in lakh)
	2593	0.01	18.15	2593	0.01	18.151		5468	0.01	38.28	5468	0.01	38.276
No of Institutional Deliveries	2593	0.007	18.15	2593	0.007	18.15	No of Institutional Deliveries	5468	0.007	38.28	5468	0.007	38.28
	1	2.05	2.05	1	2.13	2.13		1	2.87	2.87	1	2.97	2.97
No of districts	1	2.05	2.05	1	2.13	2.13	No of districts	1	2.87	2.87	1	2.97	2.97
	6		0.21	6		0.21		6		0.21	6		0.21
			0.00			0.00				0.00			0.00
No of districts	1	0.12	0.12	1	0.12	0.12	No of districts	1	0.12	0.12	1	0.12	0.12
No of blocks	2	0.02	0.04	2	0.02	0.04	No of blocks	2	0.02	0.04	2	0.02	0.04
No of districts	1	0.05	0.05	1	0.05	0.05	No of districts	1	0.05	0.05	1	0.05	0.05
No of blocks	2	0	0.00	2	0	0.00	No of blocks	2	0	0.00	2	0	0.00
	0	0	0.00	0	0.00	0.00		0	0.00	0.00	0	0.00	0.00
No of regional institute	0	0	0.00	0	0	0.00	No of regional institute	0	0	0.00	0	0	0.00

National Health Mission, Assam

7-Fund allocated to Charaido							8-Fund allocated to Chirang						
2024-25				2025-26			2024-25				2025-26		
Fresh approval				Fresh approval			Fresh approval				Fresh approval		
Measure of quantity/ Target	Quantity/ Target	Avr. Unit Cost (In lakh)	Fin. Allocation (Rs. in lakh)	Quantity/ Target	Avr. Unit Cost (In lakh)	Fin. Allocation (Rs. in lakh)	Measure of quantity/ Target	Quantity/ Target	Avr. Unit Cost (In lakh)	Fin. Allocation (Rs. in lakh)	Quantity/ Target	Avr. Unit Cost (In lakh)	Fin. Allocation (Rs. in lakh)
No of ME	0	0	0.00	0	0	0.00	No of ME	0	0	0.00	0	0	0.00
No of NPM	0	0	0.00	0	0	0.00	No of NPM	0	0	0.00	0	0	0.00
	5		0.20	5		0.20		5		0.20	5		0.20
no of activities	1	0.195	0.20	1	0.195	0.20	no of activities	1	0.195	0.20	1	0.195	0.20
no of clams	4	0.002	0.01	4	0.002	0.01	no of clams	4	0.002	0.01	4	0.002	0.01
			0.00			0.00				0.00			0.00
			0.00			0.00				0.00			0.00
	419		0.77	436		0.79		1554		4.36	1619		4.46
No of cases	416	0.0015	0.62	433	0.0015	0.65	No of cases	1549	0.0015	2.32	1614	0.0015	2.42
	0	0	0.00	0	0	0.00		0	0	0.00	0	0	0.00
	0	0	0.00	0	0	0.00		0	0	0.00	0	0	0.00
	0	0	0.00	0	0	0.00		0	0	0.00	0	0	0.00
	0	0	0.00	0	0	0.00		0	0	0.00	0	0	0.00
	0	0	0.00	0	0	0.00	No of batch	1	1.3913	1.39	1	1.3908	1.39
	0	0	0.00	0	0.000	0.00	No of batch	1	0.502	0.50	1	0.502	0.50

National Health Mission, Assam

7-Fund allocated to Charaido							8-Fund allocated to Chirang						
2024-25				2025-26			2024-25				2025-26		
Fresh approval				Fresh approval			Fresh approval				Fresh approval		
Mesure of quantity/ Target	Quantity/ Target	Avr. Unit Cost (In lakh)	Fin. Allocation (Rs. in lakh)	Quantity/ Target	Avr. Unit Cost (In lakh)	Fin. Allocation (Rs. in lakh)	Mesure of quantity/ Target	Quantity/ Target	Avr. Unit Cost (In lakh)	Fin. Allocation (Rs. in lakh)	Quantity/ Target	Avr. Unit Cost (In lakh)	Fin. Allocation (Rs. in lakh)
0	0	0	0.00	0	0	0.00	0	0	0	0.00	0	0	0.00
No of meeting	1	0.072	0.07	1	0.072	0.07	No of meeting	1	0.072	0.07	1	0.072	0.07
No of meeting	2	0.036	0.07	2	0.036	0.07	No of meeting	2	0.036	0.07	2	0.036	0.07
			0.00			0.00				0.00			0.00
0	0	0	0.00	0	0	0.00	0	0	0	0.00	0	0	0.00
0	0	0	0.00	0	0	0.00	0	0	0	0.00	0	0	0.00
0	0	0	0.00	0	0	0.00	0	0	0	0.00	0	0	0.00
0	0	0	0.00	0	0	0.00	0	0	0	0.00	0	0	0.00
0	0	0	0.00	0	0	0.00	0	0	0	0.00	0	0	0.00
0	0	0	0.00	0	0	0.00	0	0	0	0.00	0	0	0.00
0	0	0.00	0.00	0	0.00	0.00	0	0	0.00	0.00	0	0.00	0.00
0	0	0.00	0.00	0	0.00	0.00	0	0	0.00	0.00	0	0.00	0.00
0	0	0.00	0.00	0	0.00	0.00	0	0	0.00	0.00	0	0.00	0.00

National Health Mission, Assam

7-Fund allocated to Charaido							8-Fund allocated to Chirang						
2024-25				2025-26			2024-25				2025-26		
Fresh approval				Fresh approval			Fresh approval				Fresh approval		
Mesure of quantity/ Target	Quantity/ Target	Avr. Unit Cost (In lakh)	Fin. Allocation (Rs. in lakh)	Quantity/ Target	Avr. Unit Cost (In lakh)	Fin. Allocation (Rs. in lakh)	Mesure of quantity/ Target	Quantity/ Target	Avr. Unit Cost (In lakh)	Fin. Allocation (Rs. in lakh)	Quantity/ Target	Avr. Unit Cost (In lakh)	Fin. Allocation (Rs. in lakh)
0	0	0.00	0.00	0	0.00	0.00	0	0	0.00	0.00	0	0.00	0.00
0	0	0.00	0.00	0	0.00	0.00	0	0	0.00	0.00	0	0.00	0.00
0	0	0.00	0.00	0	0.00	0.00	0	0	0.00	0.00	0	0.00	0.00
			0.00			0.00				0.00			0.00
0	0	0.00	0.00	0	0.00	0.00	0	0	0.00	0.00	0	0.00	0.00
0	0	0.00	0.00	0	0.00	0.00	0	0	0.00	0.00	0	0.00	0.00
	3		0.06	3		0.06		6		0.12	6		0.12
no of visit	3	0.02	0.06	3	0.02	0.06	no of vsits	6	0.02	0.12	6	0.02	0.12
0	0	0.00	0.00	0	0.00	0.00	0	0	0.00	0.00	0	0.00	0.00
	152		3.65	152		3.65		136		3.26	136		3.26
No of ANMs	152	0.024	3.65	152	0.024	3.65	No of ANMs	136	0.024	3.26	136	0.024	3.26
			0.00			0.00				0.00			0.00

National Health Mission, Assam

7-Fund allocated to Charaido							8-Fund allocated to Chirang						
2024-25				2025-26			2024-25				2025-26		
Fresh approval				Fresh approval			Fresh approval				Fresh approval		
Mesure of quantity/ Target	Quantity/ Target	Avr. Unit Cost (In lakh)	Fin. Allocation (Rs. in lakh)	Quantity/ Target	Avr. Unit Cost (In lakh)	Fin. Allocation (Rs. in lakh)	Mesure of quantity/ Target	Quantity/ Target	Avr. Unit Cost (In lakh)	Fin. Allocation (Rs. in lakh)	Quantity/ Target	Avr. Unit Cost (In lakh)	Fin. Allocation (Rs. in lakh)
	6506		17.82	6814		17.14		7035		18.01	7361		17.93
			0.00			0.00				0.00			0.00
no of claims	6175	0.002	9.26	6483	0.002	9.72	no of claims	6492	0.002	9.74	6816	0.002	10.22
no of claims	258	0.001	0.26	258	0.001	0.26	no of claims	418	0.001	0.42	418	0.001	0.42
			0.00			0.00				0.00			0.00
0	0	0.00	0.00	0	0.00	0.00	0	0	0.00	0.00	0	0.00	0.00
			0.00			0.00				0.00			0.00
			0.00			0.00				0.00			0.00
			0.00			0.00				0.00			0.00
			0.00			0.00				0.00			0.00
			0.00			0.00				0.00			0.00
0	0	0.00	0.00	0	0.00	0.00	0	0	0.00	0.00	0	0.00	0.00
			0.00			0.00				0.00			0.00
			0.00			0.00				0.00			0.00

National Health Mission, Assam

7-Fund allocated to Charaido							8-Fund allocated to Chirang						
2024-25				2025-26			2024-25				2025-26		
Fresh approval				Fresh approval			Fresh approval				Fresh approval		
Measure of quantity/ Target	Quantity/ Target	Avr. Unit Cost (In lakh)	Fin. Allocation (Rs. in lakh)	Quantity/ Target	Avr. Unit Cost (In lakh)	Fin. Allocation (Rs. in lakh)	Measure of quantity/ Target	Quantity/ Target	Avr. Unit Cost (In lakh)	Fin. Allocation (Rs. in lakh)	Quantity/ Target	Avr. Unit Cost (In lakh)	Fin. Allocation (Rs. in lakh)
0	0	0	0.00	0	0	0.00	0	0	0	0.00	0	0	0.00
No of batch	3	1.650	4.95	3	1.650	4.95	No of batch	3	1.650	4.95	3	1.650	4.95
0	0	0	0.00	0	0	0.00	0	0	0	0.00	0	0	0.00
No of batch	1	0.2904	0.29	1	0.2904	0.29	No of batch	1	0.2904	0.29	1	0.2904	0.29
No of batch	1	0.3564	0.36	1	0.3564	0.36	No of batch	1	0.3564	0.36	1	0.3564	0.36
0.000	0	0.000	0.00	0	0.000	0.00	0	0	0.000	0.00	0	0.000	0.00
No of batch	2	0.6963	1.39	2	0.6963	1.39	No of batch	2	0.6963	1.39	2	0.6963	1.39
			0.00			0.00				0.00			0.00
			0.00			0.00				0.00			0.00
			0.00			0.00				0.00			0.00
			0.00			0.00				0.00			0.00
			0.00			0.00				0.00			0.00
			0.00			0.00				0.00			0.00
no of cases	64	0.003	0.16	66	0.003	0.17	no of cases	117	0.003	0.29	120	0.003	0.30

National Health Mission, Assam

7-Fund allocated to Charaido							8-Fund allocated to Chirang						
2024-25			2025-26				2024-25				2025-26		
Fresh approval			Fresh approval				Fresh approval				Fresh approval		
Mesure of quantity/ Target	Quantity/ Target	Avr. Unit Cost (In lakh)	Fin. Allocation (Rs. in lakh)	Quantity/ Target	Avr. Unit Cost (In lakh)	Fin. Allocation (Rs. in lakh)	Mesure of quantity/ Target	Quantity/ Target	Avr. Unit Cost (In lakh)	Fin. Allocation (Rs. in lakh)	Quantity/ Target	Avr. Unit Cost (In lakh)	Fin. Allocation (Rs. in lakh)
no of waiting home	2	0.576	1.15	0	0.000	0.00	no of waiting home	1	0.576	0.58	0	0.000	0.00
0	0	0.000	0.00	0	0.000	0.00	0	0	0.000	0.00	0	0.000	0.00
	500		68.00	0		0.00		90		10.10	90		10.10
			0.00			0.00				0.00			0.00
			0.00			0.00	no of camps	90	0.112	10.10	90	0.112	10.10
			0.00			0.00				0.00			0.00
			0.00			0.00				0.00			0.00
			0.00			0.00				0.00			0.00
0	0	0.00	0.00	0	0.00	0.00	0	0	0.00	0.00	0	0.00	0.00
0	500	0.14	68.00	0	0.00	0.00	0	0	0.00	0.00	0	0.00	0.00
			194.71			113.47				234.43			205.87

National Health Mission, Assam

7-Fund allocated to Charaido							8-Fund allocated to Chirang						
2024-25			2025-26				2024-25				2025-26		
Fresh approval			Fresh approval				Fresh approval				Fresh approval		
Measure of quantity/ Target	Quantity/ Target	Avr. Unit Cost (In lakh)	Fin. Allocation (Rs. in lakh)	Quantity/ Target	Avr. Unit Cost (In lakh)	Fin. Allocation (Rs. in lakh)	Measure of quantity/ Target	Quantity/ Target	Avr. Unit Cost (In lakh)	Fin. Allocation (Rs. in lakh)	Quantity/ Target	Avr. Unit Cost (In lakh)	Fin. Allocation (Rs. in lakh)
Clinics	25	0.00375	0.09375	25	0.00375	0.09375	Clinics	20	0.00375	0.075	20	0.00375	0.075
Lumpsum	1	0.3	0.3	1	0.3	0.3	Lumpsum	1	0.3	0.3	1	0.3	0.3
Number	1	0.5	0.5	1	0.5	0.5	Number	1	0.5	0.5	1	0.5	0.5
	27		0.89375	27		0.89375		22		0.875	22		0.875
	21		17.74	16		17.18		21		17.74	16		17.18
	4	4	4.2	4	4.2	16.80		4	4	4.2	4	4.2	16.80
	4	4	0.036	4	0.036	0.144		4	4	0.036	4.000	0.036	0.144
	4	4	0.023			0.00		4	4	0.023			0.00
			0.00			0.00				0.00			0.00

National Health Mission, Assam

7-Fund allocated to Charaido							8-Fund allocated to Chirang						
2024-25				2025-26			2024-25				2025-26		
Fresh approval				Fresh approval			Fresh approval				Fresh approval		
Mesure of quantity/ Target	Quantity/ Target	Avr. Unit Cost (In lakh)	Fin. Allocation (Rs. in lakh)	Quantity/ Target	Avr. Unit Cost (In lakh)	Fin. Allocation (Rs. in lakh)	Mesure of quantity/ Target	Quantity/ Target	Avr. Unit Cost (In lakh)	Fin. Allocation (Rs. in lakh)	Quantity/ Target	Avr. Unit Cost (In lakh)	Fin. Allocation (Rs. in lakh)
1	1	0.463	0.46			0.00	1	1	0.463	0.46			0.00
			0.00			0.00				0.00			0.00
8	8	0.030	0.24	8	0.030	0.24	8	8	0.030	0.24	8	0.030	0.24
	24		0.600	25		0.957		25		0.720	26		2.337
0	0	0	0.00	0	0	0.00	0	0	0	0.00	0	0	0.00
20	20	0.010	0.20	20	0.010	0.20	20	20	0.010	0.20	20	0.010	0.20
			0.00			0.00	1	1	0.120	0.12	1	1.380	1.38
			0.00			0.00				0.00			0.00
			0.00			0.00				0.00			0.00
0.000	0.000	0.000	0.00	1	0.357	0.36	0.000	0.000	0.000	0.00	1.000	0.357	0.36
			0.00			0.00				0.00			0.00

National Health Mission, Assam

7-Fund allocated to Charaido							8-Fund allocated to Chirang						
2024-25				2025-26			2024-25				2025-26		
Fresh approval				Fresh approval			Fresh approval				Fresh approval		
Measure of quantity/ Target	Quantity/ Target	Avr. Unit Cost (In lakh)	Fin. Allocation (Rs. in lakh)	Quantity/ Target	Avr. Unit Cost (In lakh)	Fin. Allocation (Rs. in lakh)	Measure of quantity/ Target	Quantity/ Target	Avr. Unit Cost (In lakh)	Fin. Allocation (Rs. in lakh)	Quantity/ Target	Avr. Unit Cost (In lakh)	Fin. Allocation (Rs. in lakh)
			0.00			0.00				0.00			0.00
			0.00			0.00				0.00			0.00
4	4	0.100	0.40	4	0.100	0.40	4	4	0.100	0.40	4	0.100	0.40
	45		18.34	41		18.14		46		18.46	42		19.52
	5109.050	23.224	35.982	5211.131	16.233	29.246		6883.231	21.111	38.304	7020.795	24.050	41.587
Nos	5104	0.0025	12.760	5206	0.0025	13.015	Nos	6878	0.0025	17.196	7016	0.0025	17.539
Nos	1	0.83	0.827	1	0.466	0.466	Nos	1	0.97	0.968	1	0.760	0.760
Nos							Nos						
Nos	1	11.74	11.736	1	6.65	6.645	Nos	1	9.45	9.449	1	13.98	13.978
Nos							Nos						

National Health Mission, Assam

7-Fund allocated to Charaido							8-Fund allocated to Chirang						
2024-25				2025-26			2024-25				2025-26		
Fresh approval				Fresh approval			Fresh approval				Fresh approval		
Measure of quantity/ Target	Quantity/ Target	Avr. Unit Cost (In lakh)	Fin. Allocation (Rs. in lakh)	Quantity/ Target	Avr. Unit Cost (In lakh)	Fin. Allocation (Rs. in lakh)	Measure of quantity/ Target	Quantity/ Target	Avr. Unit Cost (In lakh)	Fin. Allocation (Rs. in lakh)	Quantity/ Target	Avr. Unit Cost (In lakh)	Fin. Allocation (Rs. in lakh)
Nos	1	0.37	0.370	1	0.37	0.370	Nos	1	0.46	0.460	1	0.46	0.460
Nos							Nos						
Nos	1	0.175	0.175	1	0.079	0.079	Nos	1	0.117	0.117	1	0.179	0.179
Nos	1	10.115	10.115	1	8.67	8.670	Nos	1	10.115	10.115	1	8.67	8.670
Nos							Nos						
Nos							Nos						
	25	11.22772	12.236	23	8.59572	9.604		50	7.4684	11.313	49	6.3144	10.309
Nos	1.000	5	5.000	1	5	5.000	Nos	2.000	1.5	3.000	2.000	1.5	3.000
Nos	2	0.28	0.560	2	0.28	0.560	Nos	3	0.1933333	0.580	3	0.19	0.580
Nos	13	0.06	0.740	13	0.06	0.740	Nos	36	0.05	1.860	36	0.05	1.860
Nos	1	0.20	0.200	1	0.20	0.200	Nos	2	0.15	0.300	2	0.30	0.600
Nos							Nos						

National Health Mission, Assam

7-Fund allocated to Charaido							8-Fund allocated to Chirang						
2024-25				2025-26			2024-25				2025-26		
Fresh approval				Fresh approval			Fresh approval				Fresh approval		
Measure of quantity/ Target	Quantity/ Target	Avr. Unit Cost (In lakh)	Fin. Allocation (Rs. in lakh)	Quantity/ Target	Avr. Unit Cost (In lakh)	Fin. Allocation (Rs. in lakh)	Measure of quantity/ Target	Quantity/ Target	Avr. Unit Cost (In lakh)	Fin. Allocation (Rs. in lakh)	Quantity/ Target	Avr. Unit Cost (In lakh)	Fin. Allocation (Rs. in lakh)
Nos							Nos						
Nos							Nos						
Nos							Nos						
Nos							Nos						
Nos of Batches	1	1.416	1.416	1	1.416	1.416	Nos of Batches	1	1.416	1.416	1	1.416	1.416
Nos of Batches	1	1.328	1.328				Nos of Batches	1	1.328	1.328	1	1.328	1.328

National Health Mission, Assam

7-Fund allocated to Charaido							8-Fund allocated to Chirang						
2024-25				2025-26			2024-25				2025-26		
Fresh approval				Fresh approval			Fresh approval				Fresh approval		
Measure of quantity/ Target	Quantity/ Target	Avr. Unit Cost (In lakh)	Fin. Allocation (Rs. in lakh)	Quantity/ Target	Avr. Unit Cost (In lakh)	Fin. Allocation (Rs. in lakh)	Measure of quantity/ Target	Quantity/ Target	Avr. Unit Cost (In lakh)	Fin. Allocation (Rs. in lakh)	Quantity/ Target	Avr. Unit Cost (In lakh)	Fin. Allocation (Rs. in lakh)
Nos of Batches	1	1.304	1.304				Nos of Batches	1	1.304	1.304			
Nos of Batches							Nos of Batches						
Nos of Batches							Nos of Batches						
Nos of Batches							Nos of Batches						
Nos of Batches							Nos of Batches						
Nos of Batches							Nos of Batches						
Nos							Nos						
Nos							Nos						
Nos	1	1.0148	1.015	1	1.0148	1.015	Nos	1	0.7924	0.792	1	0.7924	0.792
Nos							Nos						
Nos	1.000	0.200	0.200	1.000	0.200	0.200	Nos	1.000	0.200	0.200	1.000	0.200	0.200
Nos	2	0.045	0.090	2	0.045	0.090	Nos	1	0.15	0.150	1	0.15	0.150

National Health Mission, Assam

7-Fund allocated to Charaido							8-Fund allocated to Chirang						
2024-25			2025-26				2024-25			2025-26			
Fresh approval			Fresh approval				Fresh approval			Fresh approval			
Measure of quantity/ Target	Quantity/ Target	Avr. Unit Cost (In lakh)	Fin. Allocation (Rs. in lakh)	Quantity/ Target	Avr. Unit Cost (In lakh)	Fin. Allocation (Rs. in lakh)	Measure of quantity/ Target	Quantity/ Target	Avr. Unit Cost (In lakh)	Fin. Allocation (Rs. in lakh)	Quantity/ Target	Avr. Unit Cost (In lakh)	Fin. Allocation (Rs. in lakh)
	1	0.496	0.496	1	0.496	0.496		1	0.7594	0.759	1	0.7594	0.759
	2	11.496	11.496	2	11.125	11.125		2	11.496	11.496	2	7.585	7.585
Nos	1	1.0	1.000	1	1	1.000	Nos	1	1.0	1.000	1	1	1.000
Nos							Nos						
Nos							Nos						
Nos	1	10.496	10.496	1	10.125	10.125	Nos	1	10.496	10.496	1	6.585	6.585
Nos							Nos						
	1	3	3.000	1	3	3.000		1	1.5	1.500	1	1.5	1.500

National Health Mission, Assam

7-Fund allocated to Charaido							8-Fund allocated to Chirang						
2024-25				2025-26			2024-25				2025-26		
Fresh approval				Fresh approval			Fresh approval				Fresh approval		
Mesure of quantity/ Target	Quantity/ Target	Avr. Unit Cost (In lakh)	Fin. Allocation (Rs. in lakh)	Quantity/ Target	Avr. Unit Cost (In lakh)	Fin. Allocation (Rs. in lakh)	Mesure of quantity/ Target	Quantity/ Target	Avr. Unit Cost (In lakh)	Fin. Allocation (Rs. in lakh)	Quantity/ Target	Avr. Unit Cost (In lakh)	Fin. Allocation (Rs. in lakh)
Nos	1	3	3.000	1	3	3.000	Nos	1	1.5	1.500	1	1.50	1.500
	1	0.38	0.375	1	0.38	0.375		1	0.38	0.375	1	0.76	0.750
Nos	1	0.38	0.375	1	0.38	0.375	Nos	1	0.38	0.375	1	0.760	0.750
	0	0	0.000	0	0	0.000		0	0	0.000	0	0	0.000
Nos							Nos						
	0	0	0	0	0	0		0	0	0	0	0	0
Nos							Nos						
	5154		70.903	5248		58.440		6946		68.502	7083		66.802
			58.04			58.04				70.23			70.19

National Health Mission, Assam

7-Fund allocated to Charaido							8-Fund allocated to Chirang						
2024-25				2025-26			2024-25				2025-26		
Fresh approval				Fresh approval			Fresh approval				Fresh approval		
Measure of quantity/ Target	Quantity/ Target	Avr. Unit Cost (In lakh)	Fin. Allocation (Rs. in lakh)	Quantity/ Target	Avr. Unit Cost (In lakh)	Fin. Allocation (Rs. in lakh)	Measure of quantity/ Target	Quantity/ Target	Avr. Unit Cost (In lakh)	Fin. Allocation (Rs. in lakh)	Quantity/ Target	Avr. Unit Cost (In lakh)	Fin. Allocation (Rs. in lakh)
No. of DVS+RVS	1	#####	0.120	1	#####	0.120	No. of DVS+RV S	1	12000.000	0.120	1	12000.000	0.120
months	12	#####	2.160	12	#####	2.160	months	12	18000.000	2.160	12	18000.000	2.160
Urban Slum	204	625.000	1.274	204	625.000	1.274	Urban Slum	301	625.000	1.884	301	625.000	1.884
Underserved Session per Yr	16	2475.000	0.396	16	2475.000	0.396	Underserved Session per Yr	16	2475.000	0.396	16	2475.000	0.396
Expected Complete Imm, (upto 5 yrs)	7969	225.000	17.929	7972	225.000	17.936	Expected Complete Imm, (upto 5 yrs)	9415	225.000	21.184	9397	225.000	21.143

National Health Mission, Assam

7-Fund allocated to Charaido							8-Fund allocated to Chirang						
2024-25				2025-26			2024-25				2025-26		
Fresh approval				Fresh approval			Fresh approval				Fresh approval		
Measure of quantity/ Target	Quantity/ Target	Avr. Unit Cost (In lakh)	Fin. Allocation (Rs. in lakh)	Quantity/ Target	Avr. Unit Cost (In lakh)	Fin. Allocation (Rs. in lakh)	Measure of quantity/ Target	Quantity/ Target	Avr. Unit Cost (In lakh)	Fin. Allocation (Rs. in lakh)	Quantity/ Target	Avr. Unit Cost (In lakh)	Fin. Allocation (Rs. in lakh)
No. of Batches	5	#####	3.637	5	#####	3.637	No. of Batches	6	70934.000	4.542	6	70934.000	4.541
BRIDGE Mtng Batch Number	14	#####	2.520	14	#####	2.520	BRIDGE Mtng Batch Number	10	18000.000	1.800	10	18000.000	1.800
RI/IMI Session Planned	193	900.000	1.738	193	900.000	1.738	RI/IMI Session Planned	232	900.000	2.084	232	900.000	2.084
Beneficiary Infant Target	7900	5.000	0.395	7900	5.000	0.395	Beneficiary Infant Target	9100	5.000	0.455	9100	5.000	0.455
Yearly No. of AVD (HtRA)	933	200.000	1.866	933	200.000	1.866	Yearly No. of AVD (HtRA)	1398	200.000	2.796	1398	200.000	2.796
Yearly No. of AVD for Very Hard to Reach Area	87	450.000	0.392	87	450.000	0.392	Yearly No. of AVD for Very Hard to Reach Area	414	450.000	1.863	414	450.000	1.863

National Health Mission, Assam

7-Fund allocated to Charaido							8-Fund allocated to Chirang						
2024-25				2025-26			2024-25				2025-26		
Fresh approval				Fresh approval			Fresh approval				Fresh approval		
Measure of quantity/ Target	Quantity/ Target	Avr. Unit Cost (In lakh)	Fin. Allocation (Rs. in lakh)	Quantity/ Target	Avr. Unit Cost (In lakh)	Fin. Allocation (Rs. in lakh)	Measure of quantity/ Target	Quantity/ Target	Avr. Unit Cost (In lakh)	Fin. Allocation (Rs. in lakh)	Quantity/ Target	Avr. Unit Cost (In lakh)	Fin. Allocation (Rs. in lakh)
No. of Participants	27	600.000	0.160	27	600.000	0.160	No. of Participants	27	600.000	0.160	27	600.000	0.160
No. of Sub Centre & Plan. Unit	70	1200.000	0.840	70	1200.000	0.840	No. of Sub Centre & Plan. Unit	87	1200.000	1.044	87	1200.000	1.044
No. of Supervisory Visits planned yearly	678	384.280	2.604	678	384.280	2.604	No. of Supervisory Visits planned yearly	840	384.280	3.228	840	384.280	3.228
No. of PHC	5	#####	0.905	5	#####	0.905	No. of PHC	3	29167.000	0.875	3	29167.000	0.875
			7.09			7.09				8.57			8.57
No. of Beneficiary	54282	13.056	7.087	54282	13.055	7.086	No. of Beneficiary	75191	11.399	8.571	75191	11.399	8.571
	13		1.874	13		1.874		13		1.874	13		1.874

National Health Mission, Assam

7-Fund allocated to Charaido							8-Fund allocated to Chirang						
2024-25			2025-26				2024-25				2025-26		
Fresh approval			Fresh approval				Fresh approval				Fresh approval		
Measure of quantity/ Target	Quantity/ Target	Avr. Unit Cost (In lakh)	Fin. Allocation (Rs. in lakh)	Quantity/ Target	Avr. Unit Cost (In lakh)	Fin. Allocation (Rs. in lakh)	Measure of quantity/ Target	Quantity/ Target	Avr. Unit Cost (In lakh)	Fin. Allocation (Rs. in lakh)	Quantity/ Target	Avr. Unit Cost (In lakh)	Fin. Allocation (Rs. in lakh)
	244		0.89	1036		9.27		276		0.97	1662		15.63
0.000	789	#DIV/0!	13.912	843	#DIV/0!	15.035	0.000	977	#DIV/0!	18.529	1034	#DIV/0!	19.697
Nos of Camp	13	0.150	1.950	14	0.150	2.100	Nos of Camp	12	0.150	1.800	12	0.150	1.800
	459	0.024	11.169	498	0.024	12.107		571	0.028	15.744	614	0.027	16.877
	317	0.002500	0.793	331	0.002500	0.828		394	0.002500	0.985	408	0.002500	1.020
		#DIV/0!			#DIV/0!				#DIV/0!			#DIV/0!	
		#DIV/0!			#DIV/0!				#DIV/0!			#DIV/0!	
		#DIV/0!			#DIV/0!				#DIV/0!			#DIV/0!	
		#DIV/0!			#DIV/0!				#DIV/0!			#DIV/0!	
		#DIV/0!			#DIV/0!				#DIV/0!			#DIV/0!	
		#DIV/0!			#DIV/0!				#DIV/0!			#DIV/0!	
		#DIV/0!			#DIV/0!				#DIV/0!			#DIV/0!	
		#DIV/0!			#DIV/0!				#DIV/0!			#DIV/0!	

National Health Mission, Assam

7-Fund allocated to Charaido							8-Fund allocated to Chirang						
2024-25				2025-26			2024-25				2025-26		
Fresh approval				Fresh approval			Fresh approval				Fresh approval		
Measure of quantity/ Target	Quantity/ Target	Avr. Unit Cost (In lakh)	Fin. Allocation (Rs. in lakh)	Quantity/ Target	Avr. Unit Cost (In lakh)	Fin. Allocation (Rs. in lakh)	Measure of quantity/ Target	Quantity/ Target	Avr. Unit Cost (In lakh)	Fin. Allocation (Rs. in lakh)	Quantity/ Target	Avr. Unit Cost (In lakh)	Fin. Allocation (Rs. in lakh)
		#DIV/0!			#DIV/0!				#DIV/0!			#DIV/0!	
0.00	62	#DIV/0!	2.72	62	#DIV/0!	2.72	0.00	52	#DIV/0!	2.32	57	#DIV/0!	2.52
	2	0.160	0.320	2	0.160	0.320		2	0.160	0.320	2	0.160	0.320
	60	0.040	2.400	60	0.040	2.400		50	0.040	2.000	55	0.040	2.200
		#DIV/0!			#DIV/0!				#DIV/0!			#DIV/0!	
		#DIV/0!			#DIV/0!				#DIV/0!			#DIV/0!	
		#DIV/0!			#DIV/0!				#DIV/0!			#DIV/0!	
0.000	4773	#DIV/0!	7.894	5063	#DIV/0!	8.488	0.000	8170	#DIV/0!	14.069	8820	#DIV/0!	15.495
	10	0.050	0.500	13	0.050	0.650		10	0.050	0.500	15	0.050	0.750
	1684	0.0002	0.337	1753	0.0002	0.351		1907	0.0002	0.381	1986	0.0002	0.397
	1374	0.002	3.300	1442	0.002	3.460		2493	0.002	5.980	2618	0.002	6.280
	164	0.003	0.490	205	0.003	0.620		632	0.003	1.900	790	0.003	2.370
	1374	0.001	1.650	1442	0.001	1.730		2493	0.001	2.990	2618	0.001	3.140

National Health Mission, Assam

7-Fund allocated to Charaido							8-Fund allocated to Chirang						
2024-25				2025-26			2024-25				2025-26		
Fresh approval				Fresh approval			Fresh approval				Fresh approval		
Mesure of quantity/ Target	Quantity/ Target	Avr. Unit Cost (In lakh)	Fin. Allocation (Rs. in lakh)	Quantity/ Target	Avr. Unit Cost (In lakh)	Fin. Allocation (Rs. in lakh)	Mesure of quantity/ Target	Quantity/ Target	Avr. Unit Cost (In lakh)	Fin. Allocation (Rs. in lakh)	Quantity/ Target	Avr. Unit Cost (In lakh)	Fin. Allocation (Rs. in lakh)
	164	0.002	0.250	205	0.002	0.310		632	0.002	0.950	790	0.002	1.190
		#DIV/0!			#DIV/0!				#DIV/0!			#DIV/0!	
		#DIV/0!			#DIV/0!				#DIV/0!			#DIV/0!	
	1	0.493	0.4925	1	0.493	0.4925		1	0.493	0.4925	1	0.493	0.4925
	2	0.438	0.875	2	0.438	0.875		2	0.438	0.875	2	0.438	0.875
		#DIV/0!			#DIV/0!				#DIV/0!			#DIV/0!	
		#DIV/0!			#DIV/0!				#DIV/0!			#DIV/0!	
		#DIV/0!			#DIV/0!				#DIV/0!			#DIV/0!	
		#DIV/0!			#DIV/0!				#DIV/0!			#DIV/0!	
0.000	5082	#DIV/0!	4.307	5122	#DIV/0!	4.347	0.000	3082	#DIV/0!	2.827	3112	#DIV/0!	2.847
	2540	0.000748	1.900	2560	0.000750	1.920		1540	0.000753	1.160	1555	0.000752	1.170
	2540	0.001	1.900	2560	0.001	1.920		1540	0.001	1.160	1555	0.001	1.170
		#DIV/0!			#DIV/0!				#DIV/0!			#DIV/0!	

National Health Mission, Assam

7-Fund allocated to Charaido							8-Fund allocated to Chirang						
2024-25			2025-26				2024-25			2025-26			
Fresh approval			Fresh approval				Fresh approval			Fresh approval			
Measure of quantity/ Target	Quantity/ Target	Avr. Unit Cost (In lakh)	Fin. Allocation (Rs. in lakh)	Quantity/ Target	Avr. Unit Cost (In lakh)	Fin. Allocation (Rs. in lakh)	Measure of quantity/ Target	Quantity/ Target	Avr. Unit Cost (In lakh)	Fin. Allocation (Rs. in lakh)	Quantity/ Target	Avr. Unit Cost (In lakh)	Fin. Allocation (Rs. in lakh)
	1	0.174	0.1735	1	0.174	0.1735		1	0.174	0.1735	1	0.174	0.1735
	1	0.333	0.333	1	0.333	0.333		1	0.333	0.333	1	0.333	0.333
		#DIV/0!			#DIV/0!			#DIV/0!			#DIV/0!		
		#DIV/0!			#DIV/0!			#DIV/0!			#DIV/0!		
		#DIV/0!			#DIV/0!			#DIV/0!			#DIV/0!		
0.000	3439	#DIV/0!	13.384	3775	#DIV/0!	13.945	0.000	4563	#DIV/0!	19.050	4629	#DIV/0!	19.528
	372	0.001	0.37	390	0.001	0.39		660	0.001	0.66	693	0.001	0.69
	2200	0.001	2.200	2500	0.001	2.500		2500	0.001	2.500	2500	0.001	2.500
	494	0.005	2.370	494	0.005	2.370		742	0.005	3.560	742	0.005	3.560
	372	0.013500	5.022	390	0.013500	5.265		660	0.013500	8.910	693	0.013500	9.355
	1	3.420	3.420	1	3.420	3.420		1	3.420	3.420	1	3.420	3.420
		#DIV/0!			#DIV/0!			#DIV/0!			#DIV/0!		
		#DIV/0!			#DIV/0!			#DIV/0!			#DIV/0!		
		#DIV/0!			#DIV/0!			#DIV/0!			#DIV/0!		
0.000	0	#DIV/0!	0.000	0	#DIV/0!	0.000	0.000	0	#DIV/0!	0.000	0	#DIV/0!	0.000

National Health Mission, Assam

7-Fund allocated to Charaido							8-Fund allocated to Chirang						
2024-25			2025-26				2024-25				2025-26		
Fresh approval			Fresh approval				Fresh approval				Fresh approval		
Mesure of quantity/ Target	Quantity/ Target	Avr. Unit Cost (In lakh)	Fin. Allocation (Rs. in lakh)	Quantity/ Target	Avr. Unit Cost (In lakh)	Fin. Allocation (Rs. in lakh)	Mesure of quantity/ Target	Quantity/ Target	Avr. Unit Cost (In lakh)	Fin. Allocation (Rs. in lakh)	Quantity/ Target	Avr. Unit Cost (In lakh)	Fin. Allocation (Rs. in lakh)
		#DIV/0!			#DIV/0!				#DIV/0!			#DIV/0!	
0.000	2	0.637	0.637	2	0.637	0.637	0.000	2	0.637	0.637	2	0.637	0.637
	1	0.295	0.295	1	0.295	0.295		1	0.295	0.295	1	0.295	0.295
	1	0.342	0.342	1	0.342	0.342		1	0.342	0.342	1	0.342	0.342
0.000	182	0.107	1.553	182	0.107	1.553	0.000	190	0.107	1.308	190	0.107	1.308
	6	0.020	0.12	6	0.020	0.12		2	0.020	0.04	2	0.020	0.04
	6	0.015	0.090	6	0.015	0.090		2	0.015	0.030	2	0.015	0.030
	6	0.030	0.18	6	0.030	0.18		2	0.030	0.06	2	0.030	0.06
	6	0.030	0.18	6	0.030	0.18		2	0.030	0.06	2	0.030	0.06
	79	0.006	0.505	79	0.00639	0.505		91	0.0062198	0.566	91	0.006	0.566

National Health Mission, Assam

7-Fund allocated to Charaido							8-Fund allocated to Chirang						
2024-25			2025-26				2024-25			2025-26			
Fresh approval			Fresh approval				Fresh approval			Fresh approval			
Mesure of quantity/ Target	Quantity/ Target	Avr. Unit Cost (In lakh)	Fin. Allocation (Rs. in lakh)	Quantity/ Target	Avr. Unit Cost (In lakh)	Fin. Allocation (Rs. in lakh)	Mesure of quantity/ Target	Quantity/ Target	Avr. Unit Cost (In lakh)	Fin. Allocation (Rs. in lakh)	Quantity/ Target	Avr. Unit Cost (In lakh)	Fin. Allocation (Rs. in lakh)
	79	0.006	0.478	79	0.00605	0.478		91	0.0060659	0.552	91	0.006	0.552
0.000	6430	#DIV/0!	35.560	6876	#DIV/0!	38.198	0.000	4923	#DIV/0!	27.526	5187	#DIV/0!	29.108
	23	0.005	0.120	23	0.005	0.120		30	0.005	0.150	30	0.005	0.150
	144	0.005	0.720	144	0.005	0.720		60	0.012	0.720	60	0.012	0.720
	5537	0.005	27.680	6091	0.005	30.450		4323	0.005	21.620	4755	0.005	23.780
	511	0.010	5.110	561	0.010	5.610		260	0.010	2.600	276	0.010	2.760
		#DIV/0!			#DIV/0!				#DIV/0!			#DIV/0!	
	1	0.165	0.165	1	0.165	0.165		1	0.165	0.165	1	0.165	0.165
		#DIV/0!			#DIV/0!				#DIV/0!			#DIV/0!	
		#DIV/0!			#DIV/0!				#DIV/0!			#DIV/0!	
		#DIV/0!			#DIV/0!				#DIV/0!			#DIV/0!	
		#DIV/0!			#DIV/0!				#DIV/0!			#DIV/0!	

National Health Mission, Assam

7-Fund allocated to Charaido							8-Fund allocated to Chirang						
2024-25				2025-26			2024-25				2025-26		
Fresh approval				Fresh approval			Fresh approval				Fresh approval		
Measure of quantity/ Target	Quantity/ Target	Avr. Unit Cost (In lakh)	Fin. Allocation (Rs. in lakh)	Quantity/ Target	Avr. Unit Cost (In lakh)	Fin. Allocation (Rs. in lakh)	Measure of quantity/ Target	Quantity/ Target	Avr. Unit Cost (In lakh)	Fin. Allocation (Rs. in lakh)	Quantity/ Target	Avr. Unit Cost (In lakh)	Fin. Allocation (Rs. in lakh)
	4	0.025	0.100	4	0.025	0.100		4	0.025	0.100	4	0.025	0.100
		#DIV/0!			#DIV/0!			#DIV/0!			#DIV/0!		
		#DIV/0!			#DIV/0!			#DIV/0!			#DIV/0!		
	158	0.004	0.632		#DIV/0!			182	0.004	0.728		#DIV/0!	
		#DIV/0!			#DIV/0!			#DIV/0!			#DIV/0!		
		#DIV/0!			#DIV/0!			#DIV/0!			#DIV/0!		
	1	0.423	0.4225	1	0.423	0.4225		1	0.423	0.4225	1	0.423	0.4225
	50	0.005	0.250	50	0.005	0.250		60	0.005	0.300	58	0.005	0.290
	1	0.360	0.360	1	0.360	0.360		2	0.360	0.720	2	0.360	0.720
		#DIV/0!			#DIV/0!			#DIV/0!			#DIV/0!		
		#DIV/0!			#DIV/0!			#DIV/0!			#DIV/0!		
		#DIV/0!			#DIV/0!			#DIV/0!			#DIV/0!		
		#DIV/0!			#DIV/0!			#DIV/0!			#DIV/0!		
		#DIV/0!			#DIV/0!			#DIV/0!			#DIV/0!		

National Health Mission, Assam

7-Fund allocated to Charaido							8-Fund allocated to Chirang						
2024-25				2025-26			2024-25				2025-26		
Fresh approval				Fresh approval			Fresh approval				Fresh approval		
Mesure of quantity/ Target	Quantity/ Target	Avr. Unit Cost (In lakh)	Fin. Allocation (Rs. in lakh)	Quantity/ Target	Avr. Unit Cost (In lakh)	Fin. Allocation (Rs. in lakh)	Mesure of quantity/ Target	Quantity/ Target	Avr. Unit Cost (In lakh)	Fin. Allocation (Rs. in lakh)	Quantity/ Target	Avr. Unit Cost (In lakh)	Fin. Allocation (Rs. in lakh)
0	0	0	0	0	0	0	0	0	0	0	0	0	0
0	0	0	0	0	0	0	0	0	0	0	0	0	0
0	0	0	0	0	0	0	0	0	0	0	0	0	0
0	0	0	0	0	0	0	0	0	0	0	0	0	0
0	0	0	0	0	0	0	0	0	0	0	0	0	0
0	0	0	0	0	0	0	0	0	0	0	0	0	0
0.00	485.00	200.00	0.97	485.00	200.00	0.97	0.00	742.00	200.00	1.48	742.00	200.00	1.48
No of ASHAs	485.000	200.000	0.97	485	200.000	0.97	No of ASHA	742.000	200.000	1.48	742.000	200.000	1.48
			0.00			0.00				0.00			0.00

National Health Mission, Assam

7-Fund allocated to Charaido							8-Fund allocated to Chirang						
2024-25			2025-26				2024-25			2025-26			
Fresh approval			Fresh approval				Fresh approval			Fresh approval			
Mesure of quantity/ Target	Quantity/ Target	Avr. Unit Cost (In lakh)	Fin. Allocation (Rs. in lakh)	Quantity/ Target	Avr. Unit Cost (In lakh)	Fin. Allocation (Rs. in lakh)	Mesure of quantity/ Target	Quantity/ Target	Avr. Unit Cost (In lakh)	Fin. Allocation (Rs. in lakh)	Quantity/ Target	Avr. Unit Cost (In lakh)	Fin. Allocation (Rs. in lakh)
0.00	0.00	0.00	0.00	0.00	0.00	0.00	0.00	0.00	0.00	0.00	0.00	0.00	0.00
			0.0000			0.0000				0.0000			0.0000
0.00	485.00	400.00	1.94	485.00	400.00	1.94	0.00	742.00	400.00	2.97	742.00	400.00	2.97
			0.000			0.000				0.000			0.000
NO OF ASHA	485.000	400.000	1.940	485.000	400.000	1.94	NO OF ASHA	742.000	400.000	2.968	742.000	400.000	2.97
0.00	57241.00	45001.00	1.02	57241.00	45001.00	1.02	0.00	#####	53501.00	1.64	110227.00	53501.00	1.64
no of children	#####	1.000	0.572	#####	1.000	0.572	no of children	#####	1.000	1.102	110226.000	1.000	1.102
			0.000			0.000				0.000			0.000
			0.000			0.000				0.000			0.000

National Health Mission, Assam

7-Fund allocated to Charaido							8-Fund allocated to Chirang						
2024-25			2025-26				2024-25				2025-26		
Fresh approval			Fresh approval				Fresh approval				Fresh approval		
Mesure of quantity/ Target	Quantity/ Target	Avr. Unit Cost (In lakh)	Fin. Allocation (Rs. in lakh)	Quantity/ Target	Avr. Unit Cost (In lakh)	Fin. Allocation (Rs. in lakh)	Mesure of quantity/ Target	Quantity/ Target	Avr. Unit Cost (In lakh)	Fin. Allocation (Rs. in lakh)	Quantity/ Target	Avr. Unit Cost (In lakh)	Fin. Allocation (Rs. in lakh)
			0.000			0.000				0.000			0.000
			0.000			0.000				0.000			0.000
no of district	1.000	#####	0.450	1.000	#####	0.450	no of district	1.000	53500.000	0.535	1.000	53500.000	0.535
0	1	26000	0.26	1	26000	0.26	0	1	26000	0.26	1	26000	0.26
no of district	1.000	#####	0.260	1.000	#####	0.260	no of district	1.000	26000.000	0.260	1.000	26000.000	0.260
			12.462			13.441				20.603			22.242
0.000	0.000	0.000	0.000	0	0.000	0.000	0	0.000	0.000	0	0.000	0.000	0
0.000	0.000	0.000	0.000	0	0.000	0.000	0	0.000	0.000	0	0.000	0.000	0
0.000	0.000	0.000	0.000	0	0.000	0.000	0	0.000	0.000	0	0.000	0.000	0
0.000	0.000	0.000	0.000	0	0.000	0.000	0	0.000	0.000	0	0.000	0.000	0

National Health Mission, Assam

7-Fund allocated to Charaido							8-Fund allocated to Chirang						
2024-25				2025-26			2024-25				2025-26		
Fresh approval				Fresh approval			Fresh approval				Fresh approval		
Measure of quantity/ Target	Quantity/ Target	Avr. Unit Cost (In lakh)	Fin. Allocation (Rs. in lakh)	Quantity/ Target	Avr. Unit Cost (In lakh)	Fin. Allocation (Rs. in lakh)	Measure of quantity/ Target	Quantity/ Target	Avr. Unit Cost (In lakh)	Fin. Allocation (Rs. in lakh)	Quantity/ Target	Avr. Unit Cost (In lakh)	Fin. Allocation (Rs. in lakh)
Per District	1.000	0.250	0.250	1	0.250	0.250	Per District	1.00	0.25	0.25	1.00	0.25	0.25
Per District	1.00000	0.25000	0.25000	1.00000	0.25000	0.25000	Per District	1.00000	0.25000	0.25000	1.00000	0.25000	0.25000
0	0	0	0	0	0	0	0	0	0	0	0	0	0
Per DPHL	1	2	2	1.000	2.000	2	Per DPHL	1	2	2	1.000	2.000	2
0	0		0	0		0	0		0	0		0	0
0	0	0	0	0	0	0	0	0	0	0	0	0	0
0	0	0	0	0	0	0	0	0	0	0	0	0	0

National Health Mission, Assam

7-Fund allocated to Charaido							8-Fund allocated to Chirang						
2024-25				2025-26			2024-25				2025-26		
Fresh approval				Fresh approval			Fresh approval				Fresh approval		
Measure of quantity/ Target	Quantity/ Target	Avr. Unit Cost (In lakh)	Fin. Allocation (Rs. in lakh)	Quantity/ Target	Avr. Unit Cost (In lakh)	Fin. Allocation (Rs. in lakh)	Measure of quantity/ Target	Quantity/ Target	Avr. Unit Cost (In lakh)	Fin. Allocation (Rs. in lakh)	Quantity/ Target	Avr. Unit Cost (In lakh)	Fin. Allocation (Rs. in lakh)
0	0	0	0	0	0	0	0	0	0	0	0	0	0
0	0	0	0	0	0	0	0	0	0	0	0	0	0
Per District	2.000	0.030	0.060	2	0.030	0.060	Per District	2.000	0.030	0.06	2.000	0.030	0.06
0	0	0	0	0	0	0	0	0	0	0	0	0	0
per block	2	0.360	0.720	2	0.360	0.720	per block	2	0.360	0.72	2	0.360	0.72
Per District	1.000	0.960	0.960	1	0.960	0.960	Per District	1.000	0.960	0.96	1.000	0.960	0.96
0	0	0	0	0	0	0	0	0	0	0	0	0	0
0	11	4.305	4.945	11	4.3475	4.9875	0	10	4.305	4.695	10	4.3475	4.7375

National Health Mission, Assam

7-Fund allocated to Charaido							8-Fund allocated to Chirang						
2024-25				2025-26			2024-25				2025-26		
Fresh approval				Fresh approval			Fresh approval				Fresh approval		
Measure of quantity/ Target	Quantity/ Target	Avr. Unit Cost (In lakh)	Fin. Allocation (Rs. in lakh)	Quantity/ Target	Avr. Unit Cost (In lakh)	Fin. Allocation (Rs. in lakh)	Measure of quantity/ Target	Quantity/ Target	Avr. Unit Cost (In lakh)	Fin. Allocation (Rs. in lakh)	Quantity/ Target	Avr. Unit Cost (In lakh)	Fin. Allocation (Rs. in lakh)
No. of MTS	2	0.02	0.04	2	0.02	0.04	No. of MTS	2	0.02	0.04	2	0.02	0.04
							No. of Vehicle	1	0.60	0.60	1	0.65	0.65
Month wise	12	0.10	1.20	12	0.10	1.20	Month wise	12	0.10	1.20	12	0.10	1.20
			10.0525			10.238				12.9837			13.252
case wise	20	0.003	0.06	20	0.003	0.06	case wise	7	0.003	0.02	7	0.003	0.02
Operational cost wise	3	0.375	1.125	3	0.375	1.125	Operational cost wise	5	0.375	1.875	5	0.375	1.875
In litres	100	0.0061	0.61	100	0.0061	0.61	In litres	200	0.0061	1.22	200	0.0061	1.22
Batchwise	2	0.35	0.70	2	0.35	0.70	Batchwise	2	0.35	0.70	2	0.35	0.70

National Health Mission, Assam

7-Fund allocated to Charaido							8-Fund allocated to Chirang						
2024-25				2025-26			2024-25				2025-26		
Fresh approval				Fresh approval			Fresh approval				Fresh approval		
Mesure of quantity/ Target	Quantity/ Target	Avr. Unit Cost (In lakh)	Fin. Allocation (Rs. in lakh)	Quantity/ Target	Avr. Unit Cost (In lakh)	Fin. Allocation (Rs. in lakh)	Mesure of quantity/ Target	Quantity/ Target	Avr. Unit Cost (In lakh)	Fin. Allocation (Rs. in lakh)	Quantity/ Target	Avr. Unit Cost (In lakh)	Fin. Allocation (Rs. in lakh)
Districtwise	1	0.40	0.40	1	0.40	0.40	Districtwise	1	1.10	1.10	1	1.10	1.10
Districtwise	1	0.80	0.80	1	0.80	0.80	Districtwise	1	1.10	1.10	1	1.10	1.10
			2.250			2.250				4.400			4.400
District wise	1	0.585	0.585	1	0.585	0.585	District wise	1	0.25	0.250	1	0.25	0.250
							Block wise	2	0.07500	0.150	2	0.07500	0.150
District wise	1	0.35	0.35	1	0.35	0.35							
District wise	1	0.10	0.10	1	0.10	0.10							
District wise	1	0.75	0.75	1	0.75	0.75							
District wise	1	0.50	0.50	1	0.50	0.50	District wise	1	0.50	0.50	1	0.50	0.50

National Health Mission, Assam

7-Fund allocated to Charaido							8-Fund allocated to Chirang						
2024-25			2025-26				2024-25			2025-26			
Fresh approval			Fresh approval				Fresh approval			Fresh approval			
Mesure of quantity/ Target	Quantity/ Target	Avr. Unit Cost (In lakh)	Fin. Allocation (Rs. in lakh)	Quantity/ Target	Avr. Unit Cost (In lakh)	Fin. Allocation (Rs. in lakh)	Mesure of quantity/ Target	Quantity/ Target	Avr. Unit Cost (In lakh)	Fin. Allocation (Rs. in lakh)	Quantity/ Target	Avr. Unit Cost (In lakh)	Fin. Allocation (Rs. in lakh)
District	1	0.20	0.20	1	0.20	0.20	District	1	0.20	0.20	1	0.20	0.20
Distyrcit wise	1	0.75	0.75	1	0.75	0.75							
			3.235			3.235				1.100			1.100
			19.10			19.29				24.58			24.85
0	744	10.414	11.058	694	10.414	11.004	0	670	12.904	13.429	614	12.934	13.3835
							Round	1	0.260	0.260	1	0.290	0.290
Camp	2	0.200	0.200	2	0.200	0.200	Camp	1	0.100	0.100	1	0.100	0.100
No. of case	20	0.0025	0.050	20	0.0025	0.050	No. of case	8	0.0025	0.020	5	0.0025	0.013

National Health Mission, Assam

7-Fund allocated to Charaido							8-Fund allocated to Chirang						
2024-25				2025-26			2024-25				2025-26		
Fresh approval				Fresh approval			Fresh approval				Fresh approval		
Measure of quantity/ Target	Quantity/ Target	Avr. Unit Cost (In lakh)	Fin. Allocation (Rs. in lakh)	Quantity/ Target	Avr. Unit Cost (In lakh)	Fin. Allocation (Rs. in lakh)	Measure of quantity/ Target	Quantity/ Target	Avr. Unit Cost (In lakh)	Fin. Allocation (Rs. in lakh)	Quantity/ Target	Avr. Unit Cost (In lakh)	Fin. Allocation (Rs. in lakh)
No. of case	6	0.004	0.024	8	0.004	0.032	No. of case	2	0.004	0.008	2	0.004	0.008
No. of case	14	0.006	0.084	12	0.006	0.072	No. of case	6	0.006	0.036	3	0.006	0.018
No. of case	400	0.0005	0.200	400	0.0005	0.200	No. of case	350	0.0005	0.175	350	0.0005	0.175
No. of ASHA	300	0.001	0.300	250	0.001	0.250	No. of ASHA	300	0.001	0.300	250	0.001	0.250
District	1	0.150	0.150	1	0.150	0.150	District	1	0.100	0.100	1	0.100	0.100
Round	1	10.050	10.050	1	10.050	10.050	Round	1	12.430	12.430	1	12.430	12.430
0	150	0.007	0.48	150	0.007	0.48	0	24	0.007	0.078	24	0.007	0.078
Foot wear	30	0.004	0.120	30	0.004	0.120	Foot wear	6	0.004	0.024	6	0.004	0.024
No. of Kits	120	0.003	0.360	120	0.003	0.360	No. of Kits	18	0.003	0.054	18	0.003	0.054
0.00	7.00	1.69	2.56	7.00	1.69	2.56	0.00	7.00	1.69	2.56	7.00	1.69	2.56
No. of batch	3	0.43	1.300	3	0.43	1.300	No. of batch	3	0.43	1.300	3	0.43	1.300

National Health Mission, Assam

7-Fund allocated to Charaido							8-Fund allocated to Chirang						
2024-25				2025-26			2024-25				2025-26		
Fresh approval				Fresh approval			Fresh approval				Fresh approval		
Mesure of quantity/ Target	Quantity/ Target	Avr. Unit Cost (In lakh)	Fin. Allocation (Rs. in lakh)	Quantity/ Target	Avr. Unit Cost (In lakh)	Fin. Allocation (Rs. in lakh)	Mesure of quantity/ Target	Quantity/ Target	Avr. Unit Cost (In lakh)	Fin. Allocation (Rs. in lakh)	Quantity/ Target	Avr. Unit Cost (In lakh)	Fin. Allocation (Rs. in lakh)
No. of District	1	0.200	0.200	1	0.200	0.200	No. of District	1	0.200	0.200	1	0.200	0.200
No. of District	1	0.100	0.100	1	0.100	0.100	No. of District	1	0.100	0.100	1	0.100	0.100
District	1	0.600	0.600	1	0.600	0.600	District	1	0.600	0.600	1	0.600	0.600
District	1	0.360	0.360	1	0.360	0.360	District	1	0.360	0.360	1	0.360	0.360
901				851			701				645		
0	22778	6.51675	21.059	22778	6.51683	21.064	0	33779	5.99675	21.413	33779	5.99683	21.418

National Health Mission, Assam

7-Fund allocated to Charaido							8-Fund allocated to Chirang						
2024-25				2025-26			2024-25				2025-26		
Fresh approval				Fresh approval			Fresh approval				Fresh approval		
Measure of quantity/ Target	Quantity/ Target	Avr. Unit Cost (In lakh)	Fin. Allocation (Rs. in lakh)	Quantity/ Target	Avr. Unit Cost (In lakh)	Fin. Allocation (Rs. in lakh)	Measure of quantity/ Target	Quantity/ Target	Avr. Unit Cost (In lakh)	Fin. Allocation (Rs. in lakh)	Quantity/ Target	Avr. Unit Cost (In lakh)	Fin. Allocation (Rs. in lakh)
No. of Patient	250	0.01	2.500	250	0.01	2.500	No. of Patient	250	0.01	2.500	250	0.01	2.500
	2000	0.00025	0.500	2000	0.00025	0.500		3000	0.00025	0.750	3000	0.00025	0.750
	18700	0.00010	1.870	18700	0.00010	1.870		28600	0.00010	2.860	28600	0.00010	2.860
			0.000			0.000				0.000			0.000
			0.000			0.000				0.000			0.000
			0.000			0.000				0.000			0.000
No. of DTC	1	0.500	0.500	1	0.500	0.500	No. of DTC	1	0.500	0.500	1	0.500	0.500
No. of DDS	1	0.200	0.200	1	0.200	0.200	No. of DDS	1	0.200	0.200	1	0.200	0.200
No of TU	3	0.200	0.600	3	0.200	0.600	No of TU	2	0.200	0.400	2	0.200	0.400
No. of DMC	10	0.05	0.500	10	0.05	0.500	No. of DMC	12	0.05	0.600	12	0.05	0.600
			0.000			0.000				0.000			0.000
			0.000			0.000				0.000			0.000
			0.000			0.000				0.000			0.000
No. of Machine	10	0.04	0.400	10	0.04	0.400	No. of Machine	12	0.04	0.480	12	0.04	0.480
			0.000			0.000				0.000			0.000
No. of Str	1	0.515	0.515	1	0.515	0.515	No. of Str	1	0.515	0.515	1	0.515	0.515

National Health Mission, Assam

7-Fund allocated to Charaido							8-Fund allocated to Chirang						
2024-25				2025-26			2024-25				2025-26		
Fresh approval				Fresh approval			Fresh approval				Fresh approval		
Measure of quantity/ Target	Quantity/ Target	Avr. Unit Cost (In lakh)	Fin. Allocation (Rs. in lakh)	Quantity/ Target	Avr. Unit Cost (In lakh)	Fin. Allocation (Rs. in lakh)	Measure of quantity/ Target	Quantity/ Target	Avr. Unit Cost (In lakh)	Fin. Allocation (Rs. in lakh)	Quantity/ Target	Avr. Unit Cost (In lakh)	Fin. Allocation (Rs. in lakh)
			0.000			0.000				0.000			0.000
No. of items	1700	0.00238	4.046	1700	0.00238	4.046	No. of items	1800	0.00238	4.284	1800	0.00238	4.284
			0.000			0.000				0.000			0.000
			0.000			0.000				0.000			0.000
No. of Batches	1	2.36	2.360	1	2.36	2.360	No. of Batches	1	2.36	2.360	1	2.36	2.360
No of Participants	20	0.0055	0.110	20	0.006	0.110	No of Participants	18	0.0055	0.099	18	0.006	0.099
No of CHOs	62	0.01352	0.8382	62	0.0136	0.843	No of CHOs	64	0.01352	0.8653	64	0.0136	0.870
			0.000			0.000				0.000			0.000
			0.000			0.000				0.000			0.000
			0.000			0.000				0.000			0.000
No. of workshop	1	0.520	0.520	1	0.520	0.520				0.000			0.000
			0.000			0.000				0.000			0.000
			0.000			0.000				0.000			0.000
			0.000			0.000				0.000			0.000

National Health Mission, Assam

7-Fund allocated to Charaido							8-Fund allocated to Chirang							
2024-25				2025-26			2024-25				2025-26			
Fresh approval				Fresh approval			Fresh approval				Fresh approval			
Mesure of quantity/ Target	Quantity/ Target	Avr. Unit Cost (In lakh)	Fin. Allocation (Rs. in lakh)	Quantity/ Target	Avr. Unit Cost (In lakh)	Fin. Allocation (Rs. in lakh)	Mesure of quantity/ Target	Quantity/ Target	Avr. Unit Cost (In lakh)	Fin. Allocation (Rs. in lakh)	Quantity/ Target	Avr. Unit Cost (In lakh)	Fin. Allocation (Rs. in lakh)	
No. of Items	1	1.400	1.400	1	1.400	1.400	No. of Items	1	1.400	1.400	1	1.400	1.400	
			0.000			0.000				0.000			0.000	
			0.000			0.000				0.000			0.000	
			0.000			0.000				0.000			0.000	
No of Visit			0.000			0.000	No of Visit			0.000			0.000	
No of Visit	5	0.6	3.000	5	0.600	3.000	No of Visit	4	0.6	2.400	4	0.600	2.400	
Lumpsum	12	0.100	1.2000	12	0.100	1.200	Lumpsum	12	0.100	1.2000	12	0.100	1.200	
	0	546	0.0805	9.915	546	0.0805	9.915	0	898	0.0805	21.935	898	0.0805	21.935
No of Patient	300	0.03	9.0000	300	0.03	9.000	No of Patient	678	0.03	20.3400	678	0.03	20.340	
No of Patient	16	0.05	0.8000	16	0.05	0.800	No of Patient	30	0.05	1.5000	30	0.05	1.500	

National Health Mission, Assam

7-Fund allocated to Charaido							8-Fund allocated to Chirang						
2024-25				2025-26			2024-25				2025-26		
Fresh approval				Fresh approval			Fresh approval				Fresh approval		
Measure of quantity/ Target	Quantity/ Target	Avr. Unit Cost (In lakh)	Fin. Allocation (Rs. in lakh)	Quantity/ Target	Avr. Unit Cost (In lakh)	Fin. Allocation (Rs. in lakh)	Measure of quantity/ Target	Quantity/ Target	Avr. Unit Cost (In lakh)	Fin. Allocation (Rs. in lakh)	Quantity/ Target	Avr. Unit Cost (In lakh)	Fin. Allocation (Rs. in lakh)
No of Patient	230	0.0005	0.1150	230	0.0005	0.115	No of Patient	190	0.0005	0.0950	190	0.0005	0.095
0	162	0.015	0.810	162	0.015	0.810	0	215	1.345	5.060	215	1.345	5.060
No of Patient	80	0.005	0.4000	80	0.005	0.400	No of Patient	130	0.005	0.6500	130	0.005	0.650
No of Patient	60	0.005	0.3000	60	0.005	0.300	No of Patient	60	0.005	0.3000	60	0.005	0.300
							No. of Scheme	3	1.33	4.000	3	1.33	4.000
No of Patient	22	0.005	0.1100	22	0.005	0.110	No of Patient	22	0.005	0.1100	22	0.005	0.110

National Health Mission, Assam

7-Fund allocated to Charaido							8-Fund allocated to Chirang						
2024-25				2025-26			2024-25				2025-26		
Fresh approval				Fresh approval			Fresh approval				Fresh approval		
Measure of quantity/ Target	Quantity/ Target	Avr. Unit Cost (In lakh)	Fin. Allocation (Rs. in lakh)	Quantity/ Target	Avr. Unit Cost (In lakh)	Fin. Allocation (Rs. in lakh)	Measure of quantity/ Target	Quantity/ Target	Avr. Unit Cost (In lakh)	Fin. Allocation (Rs. in lakh)	Quantity/ Target	Avr. Unit Cost (In lakh)	Fin. Allocation (Rs. in lakh)
0	517	0.0551	8.823	517	0.0551	8.823	0	523	0.0551	9.768	523	0.0551	9.768
No of Patient	330	0.025	8.2500	330	0.025	8.250	No of Patient	373	0.025	9.3250	373	0.025	9.325
No of Participants	3	0.0176	0.0528	3	0.0176	0.053	No of Participants	2	0.0176	0.0352	2	0.0176	0.035
No of Participants	8	0.01	0.0800	8	0.01	0.080	No of Participants	5	0.01	0.0500	5	0.01	0.050
No of Patients	176	0.0025	0.4400	176	0.0025	0.440	No of Patients	143	0.0025	0.3575	143	0.0025	0.358

National Health Mission, Assam

7-Fund allocated to Charaido							8-Fund allocated to Chirang						
2024-25				2025-26			2024-25				2025-26		
Fresh approval				Fresh approval			Fresh approval				Fresh approval		
Measure of quantity/ Target	Quantity/ Target	Avr. Unit Cost (In lakh)	Fin. Allocation (Rs. in lakh)	Quantity/ Target	Avr. Unit Cost (In lakh)	Fin. Allocation (Rs. in lakh)	Measure of quantity/ Target	Quantity/ Target	Avr. Unit Cost (In lakh)	Fin. Allocation (Rs. in lakh)	Quantity/ Target	Avr. Unit Cost (In lakh)	Fin. Allocation (Rs. in lakh)
	441		1.300	441		1.300		441		1.300	441		1.300
No of activity	41	0.030	1.220	41	0.030	1.220	No of activity	41	0.030	1.220	41	0.030	1.220
No. of poster	400	0.000	0.080	400	0.000	0.080	No. of poster	400	0.000	0.080	400	0.000	0.080
#VALUE!	3	3.312	3.812	3	3.312	3.812	#VALUE!	813	3.320	9.887	813	3.320	9.887
							No. of Patients	810	0.0075	6.075	810	0.0075	6.075
No of activity	2	0.5	1.000	2	0.5	1.000	No of activity	2	0.5	1.000	2	0.5	1.000
No of Batches	1	2.812	2.812	1	2.812	2.812	No of Batches	1	2.812	2.812	1	2.812	2.812

National Health Mission, Assam

7-Fund allocated to Charaido							8-Fund allocated to Chirang						
2024-25			2025-26				2024-25			2025-26			
Fresh approval			Fresh approval				Fresh approval			Fresh approval			
Mesure of quantity/ Target	Quantity/ Target	Avr. Unit Cost (In lakh)	Fin. Allocation (Rs. in lakh)	Quantity/ Target	Avr. Unit Cost (In lakh)	Fin. Allocation (Rs. in lakh)	Mesure of quantity/ Target	Quantity/ Target	Avr. Unit Cost (In lakh)	Fin. Allocation (Rs. in lakh)	Quantity/ Target	Avr. Unit Cost (In lakh)	Fin. Allocation (Rs. in lakh)
#VALUE!	24609	11.042	47.524	24609	11.042	47.529	#VALUE!	36933	10.859	70.528	36933	10.859	70.533
0	0	0	0	0	0	0	0	0	0	0	0	0	0
0	1	0.15	0.15	1	0.15	0.15	0	1	0.15	0.15	1	0.15	0.15

National Health Mission, Assam

7-Fund allocated to Charaido							8-Fund allocated to Chirang						
2024-25			2025-26				2024-25				2025-26		
Fresh approval			Fresh approval				Fresh approval				Fresh approval		
Mesure of quantity/ Target	Quantity/ Target	Avr. Unit Cost (In lakh)	Fin. Allocation (Rs. in lakh)	Quantity/ Target	Avr. Unit Cost (In lakh)	Fin. Allocation (Rs. in lakh)	Mesure of quantity/ Target	Quantity/ Target	Avr. Unit Cost (In lakh)	Fin. Allocation (Rs. in lakh)	Quantity/ Target	Avr. Unit Cost (In lakh)	Fin. Allocation (Rs. in lakh)
per district	1.00000	0.15000	0.15000	1.00000	0.15000	0.15000	per district	1.0	0.2	0.2	1.0	0.2	0.2
0	1	0.12	0.12	1	0.12	0.12	0	1	0.12	0.12	1	0.12	0.12
Per TC	1.000	0.120	0.120	1	0.120	0.120	Per TC	1.000	0.120	0.12	1.000	0.120	0.12

National Health Mission, Assam

7-Fund allocated to Charaido							8-Fund allocated to Chirang						
2024-25				2025-26			2024-25				2025-26		
Fresh approval				Fresh approval			Fresh approval				Fresh approval		
Mesure of quantity/ Target	Quantity/ Target	Avr. Unit Cost (In lakh)	Fin. Allocation (Rs. in lakh)	Quantity/ Target	Avr. Unit Cost (In lakh)	Fin. Allocation (Rs. in lakh)	Mesure of quantity/ Target	Quantity/ Target	Avr. Unit Cost (In lakh)	Fin. Allocation (Rs. in lakh)	Quantity/ Target	Avr. Unit Cost (In lakh)	Fin. Allocation (Rs. in lakh)
			0.00			0.00				0.00			0.00
			0.00			0.00				0.00			0.00
			87.04			86.22				117.24			116.51
0	0	0	0	0	0	0	In nos.	800	0.01	4.00	800	0.01	4.00
In nos.	1200	0.02	10.00	1300	0.02	10.00	In nos.	1000	0.02	15.00	1000	0.02	15.00
0.000	0	0	0.00	0	0	0.00	0.000	0	0	0	0	0	0
0.000	0.000	0.000	0.000	0	0.000	0.000	0	0	0.00	0.00	0.000	0.000	0
0.000	0.000	0.000	0.000	0	0.00	0.00	0	0	0.00	0.00	0	0.00	0.00
0.000	0.000	0.000	0.000	0	0.00	0.00	0	0	0.00	0.00	0	0.00	0.00
0.000	0.000	0.000	0.000	0	0.00	0.00	0	0	0.00	0.00	0	0.00	0.00

National Health Mission, Assam

7-Fund allocated to Charaido							8-Fund allocated to Chirang						
2024-25				2025-26			2024-25				2025-26		
Fresh approval				Fresh approval			Fresh approval				Fresh approval		
Measure of quantity/ Target	Quantity/ Target	Avr. Unit Cost (In lakh)	Fin. Allocation (Rs. in lakh)	Quantity/ Target	Avr. Unit Cost (In lakh)	Fin. Allocation (Rs. in lakh)	Measure of quantity/ Target	Quantity/ Target	Avr. Unit Cost (In lakh)	Fin. Allocation (Rs. in lakh)	Quantity/ Target	Avr. Unit Cost (In lakh)	Fin. Allocation (Rs. in lakh)
In nos.	200	0.000	0.000	200	0.00	0.00	In nos.	200	0.00	0.00	200	0.00	0.00
In nos.	400	0.000	0.000	400	0.00	0.00	In nos.	300	0.00	0.00	300	0.00	0.00
0.000	0.000	0.000	0.000	0	0.00	0.00	0	0	0.00	0.00	0	0.00	0.00
0.000	0.000	0.000	0.000	0	0.00	0.00	0	0	0.00	0.00	0	0.00	0.00
0.000	1	0.200	0.200	1	0.20	0.20	0	1	0.20	0.20	1	0.20	0.20
	1801		10.20	1901		10.20		2301		19.20	2301		19.20
per district	1	3.24	3.24	1	3.24	3.24	per district	1	3.24	3.24	1	3.24	3.24
per district	1	0.50	0.50	1	0.50	0.50	per district	1	0.50	0.50	1	0.50	0.50
per district	1	0.10	0.10	1	0.10	0.10	per district	1	0.10	0.10	1	0.10	0.10
per district	3.000	0.2655	0.797	3	0.2655	0.797	per district	3.000	0.2655	0.797	3.000	0.2655	0.797

National Health Mission, Assam

7-Fund allocated to Charaido							8-Fund allocated to Chirang						
2024-25			2025-26				2024-25				2025-26		
Fresh approval			Fresh approval				Fresh approval				Fresh approval		
Mesure of quantity/ Target	Quantity/ Target	Avr. Unit Cost (In lakh)	Fin. Allocation (Rs. in lakh)	Quantity/ Target	Avr. Unit Cost (In lakh)	Fin. Allocation (Rs. in lakh)	Mesure of quantity/ Target	Quantity/ Target	Avr. Unit Cost (In lakh)	Fin. Allocation (Rs. in lakh)	Quantity/ Target	Avr. Unit Cost (In lakh)	Fin. Allocation (Rs. in lakh)
per district	1	0.12	0.12	1	0.12	0.12	per district	1	0.12	0.12	1	0.12	0.12
per district	1	0.6424	0.64	1	0.69	0.69	per district	1	0.6424	0.64	1	0.69	0.69
per district	1	0.25	0.25	1	0.25	0.25	per district	1	0.25	0.25	1	0.25	0.25
	9		5.65	9		5.6983		9		5.65	9		5.6983
0	1.00	0.75	0.75	1	0.75	0.75	0	1.00	0.75	0.75	1	0.75	0.75
Per District	1	0.75	0.75	1	0.75	0.75	Per District	1	0.75	0.75	1	0.75	0.75

National Health Mission, Assam

7-Fund allocated to Charaido							8-Fund allocated to Chirang						
2024-25				2025-26			2024-25				2025-26		
Fresh approval				Fresh approval			Fresh approval				Fresh approval		
Mesure of quantity/ Target	Quantity/ Target	Avr. Unit Cost (In lakh)	Fin. Allocation (Rs. in lakh)	Quantity/ Target	Avr. Unit Cost (In lakh)	Fin. Allocation (Rs. in lakh)	Mesure of quantity/ Target	Quantity/ Target	Avr. Unit Cost (In lakh)	Fin. Allocation (Rs. in lakh)	Quantity/ Target	Avr. Unit Cost (In lakh)	Fin. Allocation (Rs. in lakh)
0	2.00	-	-	2	-	-	0	2.00	-	-	2	-	-
Per District	1	-	-	1	-	-	Per District	1	-	-	1	-	-
Per District	1	-	-	1	-	-	Per District	1	-	-	1	-	-
	3		0.75	3		0.75		3		0.75	3		0.75
Month wise	12	0.03	0.36	12	0.03	0.36	Month wise	12	0.03	0.36	12	0.03	0.36
Batchwise	1	0.25	0.25	1	0.25	0.25	Batchwise	1	0.25	0.25	1	0.25	0.25
Districtwise	1	0.75	0.75	1	0.75	0.75	Districtwise	1	0.75	0.75	1	0.75	0.75

National Health Mission, Assam

7-Fund allocated to Charaido							8-Fund allocated to Chirang						
2024-25				2025-26			2024-25				2025-26		
Fresh approval				Fresh approval			Fresh approval				Fresh approval		
Measure of quantity/ Target	Quantity/ Target	Avr. Unit Cost (In lakh)	Fin. Allocation (Rs. in lakh)	Quantity/ Target	Avr. Unit Cost (In lakh)	Fin. Allocation (Rs. in lakh)	Measure of quantity/ Target	Quantity/ Target	Avr. Unit Cost (In lakh)	Fin. Allocation (Rs. in lakh)	Quantity/ Target	Avr. Unit Cost (In lakh)	Fin. Allocation (Rs. in lakh)
College wise	2	0.05	0.10	2	0.05	0.10	College wise	2	0.05	0.10	2	0.05	0.10
Batchwise	1	0.25	0.25	1	0.25	0.25	Batchwise	1	0.25	0.25	1	0.25	0.25
District wise	0	0.25	0.00	0	0.25	0.00	District wise	0	0.25	0.00	0	0.25	0.00

National Health Mission, Assam

7-Fund allocated to Charaido							8-Fund allocated to Chirang						
2024-25				2025-26			2024-25				2025-26		
Fresh approval				Fresh approval			Fresh approval				Fresh approval		
Mesure of quantity/ Target	Quantity/ Target	Avr. Unit Cost (In lakh)	Fin. Allocation (Rs. in lakh)	Quantity/ Target	Avr. Unit Cost (In lakh)	Fin. Allocation (Rs. in lakh)	Mesure of quantity/ Target	Quantity/ Target	Avr. Unit Cost (In lakh)	Fin. Allocation (Rs. in lakh)	Quantity/ Target	Avr. Unit Cost (In lakh)	Fin. Allocation (Rs. in lakh)
Batchwise	1	0.25	0.25	1	0.25	0.25	Batchwise	1	0.25	0.25	1	0.25	0.25
No. of survey	0	0.20	0.00	0	0.20	0.00	No. of survey	0	0.20	0.00	0	0.20	0.00
	18		1.96	18		1.96		18		1.96	18		1.96
-	-	-	-	-	-	-	-	-	-	-	-	-	-
Per Unit	0	-	-	0	-	-	Per Unit	0	-	-	0	-	-
Per Unit	0	-	-	0	-	-	Per Unit	0	-	-	0	-	-
Per Unit	0	-	-	0	-	-	Per Unit	0	-	-	0	-	-
-	-	-	-	-	-	-	-	-	-	-	-	-	-
Per Unit	0	-	-	0	-	-	Per Unit	0	-	-	0	-	-
Per Unit	0	-	-	0	-	-	Per Unit	0	-	-	0	-	-
Per Unit	0	-	-	0	-	-	Per Unit	0	-	-	0	-	-

National Health Mission, Assam

7-Fund allocated to Charaido							8-Fund allocated to Chirang						
2024-25				2025-26			2024-25				2025-26		
Fresh approval				Fresh approval			Fresh approval				Fresh approval		
Measure of quantity/ Target	Quantity/ Target	Avr. Unit Cost (In lakh)	Fin. Allocation (Rs. in lakh)	Quantity/ Target	Avr. Unit Cost (In lakh)	Fin. Allocation (Rs. in lakh)	Measure of quantity/ Target	Quantity/ Target	Avr. Unit Cost (In lakh)	Fin. Allocation (Rs. in lakh)	Quantity/ Target	Avr. Unit Cost (In lakh)	Fin. Allocation (Rs. in lakh)
Per Unit	0	-	-	0	-	-	Per Unit	0	-	-	0	-	-
Per Unit	0	-	-	0	-	-	Per Unit	0	-	-	0	-	-
Per Unit	0	-	-	0	-	-	Per Unit	0	-	-	0	-	-
Per Unit	1	1.24	1.24	1	1.24	1.24	Per Unit	1	1.24	1.24	1	1.24	1.24
Per Unit	1	1.36	1.36	1	1.36	1.36	Per Unit	1	1.36	1.36	1	1.36	1.36
Per Unit	0	-	-	0	-	-	Per Unit	0	-	-	0	-	-
Per Unit	0	-	-	0	-	-	Per Unit	0	-	-	0	-	-
Per Unit	0	-	-	0	-	-	Per Unit	0	-	-	0	-	-
Per Unit	0	-	-	0	-	-	Per Unit	0	-	-	0	-	-
Per Unit	-	-	-	-	-	-	Per Unit	-	-	-	-	-	-
Per Unit	0	-	-	0	-	-	Per Unit	0	-	-	0	-	-

National Health Mission, Assam

7-Fund allocated to Charaido							8-Fund allocated to Chirang						
2024-25				2025-26			2024-25				2025-26		
Fresh approval				Fresh approval			Fresh approval				Fresh approval		
Measure of quantity/ Target	Quantity/ Target	Avr. Unit Cost (In lakh)	Fin. Allocation (Rs. in lakh)	Quantity/ Target	Avr. Unit Cost (In lakh)	Fin. Allocation (Rs. in lakh)	Measure of quantity/ Target	Quantity/ Target	Avr. Unit Cost (In lakh)	Fin. Allocation (Rs. in lakh)	Quantity/ Target	Avr. Unit Cost (In lakh)	Fin. Allocation (Rs. in lakh)
No of IEC materials	0	0.008	0.000	0	0.008	0.000	No of IEC materials	0	0.008	0.000	0	0.008	0.000
per District/State	0	0.344	0.000	0	0.344	0.000	per District/State	0	0.344	0.000	0	0.344	0.000
No of VHNSC	0	0.000	0.000	0	0.000	0.000	No of VHNSC	0	0.000	0.000	0	0.000	0.000
No. Of Batch	1	0.250	0.250	1	0.250	0.250	No. Of Batch	1	0.250	0.250	1	0.250	0.250

National Health Mission, Assam

7-Fund allocated to Charaido							8-Fund allocated to Chirang						
2024-25				2025-26			2024-25				2025-26		
Fresh approval				Fresh approval			Fresh approval				Fresh approval		
Measure of quantity/ Target	Quantity/ Target	Avr. Unit Cost (In lakh)	Fin. Allocation (Rs. in lakh)	Quantity/ Target	Avr. Unit Cost (In lakh)	Fin. Allocation (Rs. in lakh)	Measure of quantity/ Target	Quantity/ Target	Avr. Unit Cost (In lakh)	Fin. Allocation (Rs. in lakh)	Quantity/ Target	Avr. Unit Cost (In lakh)	Fin. Allocation (Rs. in lakh)
Per HI	0	0.000	0.000	0	0.000	0.000	Per HI	0	0.000	0.000	0	0.000	0.000
Per HI	0	0.000	0.000	0	0.000	0.000	Per HI	0	0.000	0.000	0	0.000	0.000
Per HI	0	0.000	0.000	0	0.000	0.000	Per HI	0	0.000	0.000	0	0.000	0.000
Per HI	0	0.000	0.000	0	0.000	0.000	Per HI	0	0.000	0.000	0	0.000	0.000
Per HI	0	0.000	0.000	0	0.000	0.000	Per HI	0	0.000	0.000	0	0.000	0.000

National Health Mission, Assam

7-Fund allocated to Charaido							8-Fund allocated to Chirang						
2024-25				2025-26			2024-25				2025-26		
Fresh approval				Fresh approval			Fresh approval				Fresh approval		
Measure of quantity/ Target	Quantity/ Target	Avr. Unit Cost (In lakh)	Fin. Allocation (Rs. in lakh)	Quantity/ Target	Avr. Unit Cost (In lakh)	Fin. Allocation (Rs. in lakh)	Measure of quantity/ Target	Quantity/ Target	Avr. Unit Cost (In lakh)	Fin. Allocation (Rs. in lakh)	Quantity/ Target	Avr. Unit Cost (In lakh)	Fin. Allocation (Rs. in lakh)
Pert Facility	0	0.000	0.000	0	0.000	0.000	Pert Facility	0	0.000	0.000	0	0.000	0.000
Pert Facility	0	0.000	0.000	0	0.000	0.000	Pert Facility	0	0.000	0.000	0	0.000	0.000
No of HF	0	0.100	0.000	0	0.100	0.000	No of HF	0	0.100	0.000	0	0.100	0.000
per equipment	0	2.500	0.000	0	2.500	0.000	per equipment	0	2.500	0.000	0	2.500	0.000
Per state & district	1	0.080	0.080	1	0.080	0.080	Per state & district	1	0.080	0.080	1	0.080	0.080
per workshop	0	0.000	0.000	0	0.000	0.000	per workshop	0	0.000	0.000	0	0.000	0.000

National Health Mission, Assam

7-Fund allocated to Charaido							8-Fund allocated to Chirang						
2024-25				2025-26			2024-25				2025-26		
Fresh approval				Fresh approval			Fresh approval				Fresh approval		
Measure of quantity/ Target	Quantity/ Target	Avr. Unit Cost (In lakh)	Fin. Allocation (Rs. in lakh)	Quantity/ Target	Avr. Unit Cost (In lakh)	Fin. Allocation (Rs. in lakh)	Measure of quantity/ Target	Quantity/ Target	Avr. Unit Cost (In lakh)	Fin. Allocation (Rs. in lakh)	Quantity/ Target	Avr. Unit Cost (In lakh)	Fin. Allocation (Rs. in lakh)
	5	0.060	0.300	5	0.060	0.300							
	2	0.080	0.160	2	0.080	0.160							
	82	0.0025	0.205	82	0.0025	0.205							

National Health Mission, Assam

7-Fund allocated to Charaido							8-Fund allocated to Chirang						
2024-25				2025-26			2024-25				2025-26		
Fresh approval				Fresh approval			Fresh approval				Fresh approval		
Measure of quantity/ Target	Quantity/ Target	Avr. Unit Cost (In lakh)	Fin. Allocation (Rs. in lakh)	Quantity/ Target	Avr. Unit Cost (In lakh)	Fin. Allocation (Rs. in lakh)	Measure of quantity/ Target	Quantity/ Target	Avr. Unit Cost (In lakh)	Fin. Allocation (Rs. in lakh)	Quantity/ Target	Avr. Unit Cost (In lakh)	Fin. Allocation (Rs. in lakh)
	1	1.750	1.750	1	1.750	1.750							
	5023		8.88	5121		8.90		12		0.30	12		0.30

National Health Mission, Assam

9-Fund allocated to Darrang							10-Fund allocated to Dhemaji							
2024-25				2025-26			2024-25				2025-26			
Fresh approval				Fresh approval			Fresh approval				Fresh approval			
Mesure of quantity/ Target	Quantity/ Target	Avr. Unit Cost (In lakh)	Fin. Allocation (Rs. in lakh)	Quantity / Target	Avr. Unit Cost (In lakh)	Fin. Allocation (Rs. in lakh)	Mesure of quantity/ Target	Quantity/ Target	Avr. Unit Cost (In lakh)	Fin. Allocation (Rs. in lakh)	Quantity/ Target	Avr. Unit Cost (In lakh)	Fin. Allocation (Rs. in lakh)	
	0	4579	0	2.29	5341	0	2.67	0	2822	0	1.41	3292	0	1.65
No. of VHSND session	4579	0.0005	2.29	5341	0.0005	2.67	No. of VHSND session	2822	0.0005	1.41	3292	0.0005	1.65	
			0.00			0.00				0.00			0.00	
	0		0.00	0	0	0.00		0		0.00	0	0	0.00	
	0	0	0.000	0	0.00	0.00		0	0	0.000	0.00	0	0.00	0.00
	0	0	0.000	0	0.00	0.00		0	0	0.000	0.00	0	0.00	0.00
	0	0	0.000	0	0.00	0.00		0	0	0.000	0.00	0	0.00	0.00
	12981	103.95	282.94	12981	95.59	274.58		8905	72.47	196.34	8905	66.31	190.18	
No of Home Deliveries	9	0.005	0.05	9	0.005	0.05	No of Home Deliveries	2	0.005	0.01	2	0.005	0.01	
No of Istitutional Deliveires (Rural)	12320	0.014	172.48	12320	0.014	172.48	No of Istitutional Deliveires (Rural)	8722	0.014	122.11	8722	0.014	122.11	

National Health Mission, Assam

9-Fund allocated to Darrang							10-Fund allocated to Dhemaji						
2024-25				2025-26			2024-25				2025-26		
Fresh approval				Fresh approval			Fresh approval				Fresh approval		
Mesure of quantity/ Target	Quantity/ Target	Avr. Unit Cost (In lakh)	Fin. Allocation (Rs. in lakh)	Quantity / Target	Avr. Unit Cost (In lakh)	Fin. Allocation (Rs. in lakh)	Mesure of quantity/ Target	Quantity/ Target	Avr. Unit Cost (In lakh)	Fin. Allocation (Rs. in lakh)	Quantity/ Target	Avr. Unit Cost (In lakh)	Fin. Allocation (Rs. in lakh)
No of Istitutional Deliveires (Urban)	649	0.01	6.49	649	0.01	6.49	No of Istitutional Deliveires (Urban)	178	0.01	1.78	178	0.01	1.78
No of districts	1	1.2	1.20	1	0	0.00	No of districts	1	1.2	1.20	1	0	0.00
No of districts	1	95.56	95.56	1	95.56	95.56	No of districts	1	66.280	66.28	1	66.280	66.28
No of districts	1	7.16	7.16	1	0	0.00	No of districts	1	4.96	4.96	1	0	0.00
	648	173.83	178.02	678	99.71	104.09		405	126.99	129.60	424	70.52	73.25
No of districts	1	74.67	74.67	1	0	0.00	No of districts	1	57.17	57.17	1	0	0.00
No of complicat ed pregnanci es	645	0.0065	4.19	675	0.0065	4.39	No of complicat ed pregnanci es	402	0.0065	2.61	421	0.0065	2.74
No of districts	1	40.426	40.426	1	40.970	40.970	No of districts	1	36.528	36.528	1	37.224	37.224
No of districts	1	58.73	58.73	1	58.73	58.73	No of districts	1	33.29	33.29	1	33.29	33.29

National Health Mission, Assam

9-Fund allocated to Darrang							10-Fund allocated to Dhemaji						
2024-25			2025-26				2024-25			2025-26			
Fresh approval			Fresh approval				Fresh approval			Fresh approval			
Measure of quantity/ Target	Quantity/ Target	Avr. Unit Cost (In lakh)	Fin. Allocation (Rs. in lakh)	Quantity / Target	Avr. Unit Cost (In lakh)	Fin. Allocation (Rs. in lakh)	Measure of quantity/ Target	Quantity/ Target	Avr. Unit Cost (In lakh)	Fin. Allocation (Rs. in lakh)	Quantity/ Target	Avr. Unit Cost (In lakh)	Fin. Allocation (Rs. in lakh)
	16211	0.01	113.48	16211	0.01	113.477		11124	0.01	77.87	11124	0.01	77.868
No of Institutional Deliveries	16211	0.007	113.48	16211	0.007	113.48	No of Institutional Deliveries	11124	0.007	77.87	11124	0.007	77.87
	1	7.05	7.05	1	7.32	7.32		1	5.56	5.56	1	5.78	5.78
No of districts	1	7.05	7.05	1	7.32	7.32	No of districts	1	5.56	5.56	1	5.78	5.78
	10		0.25	10		0.25		12		0.27	12		0.27
			0.00			0.00				0.00			0.00
No of districts	1	0.12	0.12	1	0.12	0.12	No of districts	1	0.12	0.12	1	0.12	0.12
No of blocks	4	0.02	0.08	4	0.02	0.08	No of blocks	5	0.02	0.10	5	0.02	0.10
No of districts	1	0.05	0.05	1	0.05	0.05	No of districts	1	0.05	0.05	1	0.05	0.05
No of blocks	4	0	0.00	4	0	0.00	No of blocks	5	0	0.00	5	0	0.00
	0	0	0.00	0	0.00	0.00		0	0.00	0.00	0	0.00	0.00
No of regional institute	0	0	0.00	0	0	0.00	No of regional institute	0	0	0.00	0	0	0.00

National Health Mission, Assam

9-Fund allocated to Darrang							10-Fund allocated to Dhemaji						
2024-25				2025-26			2024-25				2025-26		
Fresh approval				Fresh approval			Fresh approval				Fresh approval		
Measure of quantity/ Target	Quantity/ Target	Avr. Unit Cost (In lakh)	Fin. Allocation (Rs. in lakh)	Quantity / Target	Avr. Unit Cost (In lakh)	Fin. Allocation (Rs. in lakh)	Measure of quantity/ Target	Quantity/ Target	Avr. Unit Cost (In lakh)	Fin. Allocation (Rs. in lakh)	Quantity/ Target	Avr. Unit Cost (In lakh)	Fin. Allocation (Rs. in lakh)
No of ME	0	0	0.00	0	0	0.00	No of ME	0	0	0.00	0	0	0.00
No of NPM	0	0	0.00	0	0	0.00	No of NPM	0	0	0.00	0	0	0.00
	12		0.26	12		0.26		5		0.20	5		0.20
no of activities	1	0.241	0.24	1	0.241	0.24	no of activities	1	0.191	0.19	1	0.191	0.19
no of claims	11	0	0.02	11	0	0.02	no of claims	4	0.002	0.01	4	0.002	0.01
			0.00			0.00				0.00			0.00
			0.00			0.00				0.00			0.00
	4413		11.94	4596		12.22		3065		6.63	3194		8.22
No of cases	4405	0.0015	6.61	4588	0.0015	6.88	No of cases	3060	0.0015	4.59	3188	0.0015	4.78
	0	0	0.00	0	0	0.00		0	0	0.00	0	0	0.00
	0	0	0.00	0	0	0.00		0	0	0.00	0	0	0.00
	0	0	0.00	0	0	0.00		0	0	0.00	0	0	0.00
	0	0	0.00	0	0	0.00		0	0	0.00	0	0	0.00
No of batch	3	1.396	4.19	3	1.396	4.19	No of batch	1	1.396	1.40	2	1.396	2.79
No of batch	2	1	1.00	2	1	1.00	No of batch	1	0.502	0.50	1	0.502	0.50

National Health Mission, Assam

9-Fund allocated to Darrang							10-Fund allocated to Dhemaji						
2024-25				2025-26			2024-25				2025-26		
Fresh approval				Fresh approval			Fresh approval				Fresh approval		
Measure of quantity/ Target	Quantity/ Target	Avr. Unit Cost (In lakh)	Fin. Allocation (Rs. in lakh)	Quantity / Target	Avr. Unit Cost (In lakh)	Fin. Allocation (Rs. in lakh)	Measure of quantity/ Target	Quantity/ Target	Avr. Unit Cost (In lakh)	Fin. Allocation (Rs. in lakh)	Quantity/ Target	Avr. Unit Cost (In lakh)	Fin. Allocation (Rs. in lakh)
0	0	0	0.00	0	0	0.00	0	0	0	0.00	0	0	0.00
No of meeting	1	0.072	0.07	1	0	0.07	No of meeting	1	0.072	0.07	1	0.072	0.07
No of meeting	2	0	0.07	2	0	0.07	No of meeting	2	0.036	0.07	2	0.036	0.07
			0.00			0.00				0.00			0.00
0	0	0	0.00	0	0	0.00	0	0	0	0.00	0	0	0.00
0	0	0	0.00	0	0	0.00	0	0	0	0.00	0	0	0.00
0	0	0	0.00	0	0	0.00	0	0	0	0.00	0	0	0.00
0	0	0	0.00	0	0	0.00	0	0	0	0.00	0	0	0.00
0	0	0	0.00	0	0	0.00	0	0	0	0.00	0	0	0.00
0	0	0	0.00	0	0	0.00	0	0	0	0.00	0	0	0.00
0	0	0.00	0.00	0	0.00	0.00	0	0	0.00	0.00	0	0.00	0.00
0	0	0.00	0.00	0	0.00	0.00	0	0	0.00	0.00	0	0.00	0.00
0	0	0.00	0.00	0	0.00	0.00	0	0	0.00	0.00	0	0.00	0.00

National Health Mission, Assam

9-Fund allocated to Darrang							10-Fund allocated to Dhemaji						
2024-25				2025-26			2024-25				2025-26		
Fresh approval				Fresh approval			Fresh approval				Fresh approval		
Measure of quantity/ Target	Quantity/ Target	Avr. Unit Cost (In lakh)	Fin. Allocation (Rs. in lakh)	Quantity / Target	Avr. Unit Cost (In lakh)	Fin. Allocation (Rs. in lakh)	Measure of quantity/ Target	Quantity/ Target	Avr. Unit Cost (In lakh)	Fin. Allocation (Rs. in lakh)	Quantity/ Target	Avr. Unit Cost (In lakh)	Fin. Allocation (Rs. in lakh)
0	0	0.00	0.00	0	0.00	0.00	0	0	0.00	0.00	0	0.00	0.00
0	0	0.00	0.00	0	0.00	0.00	0	0	0.00	0.00	0	0.00	0.00
0	0	0.00	0.00	0	0.00	0.00	0	0	0.00	0.00	0	0.00	0.00
			0.00			0.00				0.00			0.00
0	0	0.00	0.00	0	0.00	0.00	0	0	0.00	0.00	0	0.00	0.00
0	0	0.00	0.00	0	0.00	0.00	0	0	0.00	0.00	0	0.00	0.00
	9		0.18	9		0.18		9		0.18	9		0.18
no of visits	9	0.02	0.18	9	0.02	0.18	no of visits	9	0.02	0.18	9	0.02	0.18
0	0	0.00	0.00	0	0.00	0.00	0	0	0.00	0.00	0	0.00	0.00
	357		8.57	357		8.57		194		4.66	194		4.66
No of ANMs	357	0	8.57	357	0	8.57	No of ANMs	194	0.024	4.66	194	0.024	4.66
			0.00			0.00				0.00			0.00

National Health Mission, Assam

9-Fund allocated to Darrang							10-Fund allocated to Dhemaji						
2024-25				2025-26			2024-25				2025-26		
Fresh approval				Fresh approval			Fresh approval				Fresh approval		
Measure of quantity/ Target	Quantity/ Target	Avr. Unit Cost (In lakh)	Fin. Allocation (Rs. in lakh)	Quantity / Target	Avr. Unit Cost (In lakh)	Fin. Allocation (Rs. in lakh)	Measure of quantity/ Target	Quantity/ Target	Avr. Unit Cost (In lakh)	Fin. Allocation (Rs. in lakh)	Quantity/ Target	Avr. Unit Cost (In lakh)	Fin. Allocation (Rs. in lakh)
	14501		86.98	15132		82.32		10241		29.35	10707		26.90
			0.00			0.00				0.00			0.00
no of claims	12501	0	18.75	13126	0	19.69	no of claims	9238	0.002	13.86	9700	0.002	14.55
no of claims	1617	0	1.62	1617	0	1.62	no of claims	752	0.001	0.75	752	0.001	0.75
			0.00			0.00				0.00			0.00
0	0	0.00	0.00	0	0.00	0.00	0	0	0.00	0.00	0	0.00	0.00
			0.00			0.00				0.00			0.00
			0.00			0.00				0.00			0.00
			0.00			0.00				0.00			0.00
			0.00			0.00				0.00			0.00
			0.00			0.00				0.00			0.00
			0.00			0.00				0.00			0.00
0	0	0.00	0.00	0	0.00	0.00	0	0	0.00	0.00	0	0.00	0.00
			0.00			0.00				0.00			0.00
no of activities	9	5	46.76	9	5	46.76				0.00			0.00

National Health Mission, Assam

9-Fund allocated to Darrang							10-Fund allocated to Dhemaji						
2024-25				2025-26			2024-25				2025-26		
Fresh approval				Fresh approval			Fresh approval				Fresh approval		
Measure of quantity/ Target	Quantity/ Target	Avr. Unit Cost (In lakh)	Fin. Allocation (Rs. in lakh)	Quantity / Target	Avr. Unit Cost (In lakh)	Fin. Allocation (Rs. in lakh)	Measure of quantity/ Target	Quantity/ Target	Avr. Unit Cost (In lakh)	Fin. Allocation (Rs. in lakh)	Quantity/ Target	Avr. Unit Cost (In lakh)	Fin. Allocation (Rs. in lakh)
0	0	0	0.00	0	0	0.00	0	0	0	0.00	0	0	0.00
No of batch	6	1.65	9.90	6	1.65	9.90	No of batch	5	1.65	8.25	5	1.65	8.25
0	0	0	0.00	0	0	0.00	0	0	0	0.00	0	0	0.00
No of batch	1	0.2904	0.29	1	0.2904	0.29	No of batch	1	0.2904	0.29	1	0.2904	0.29
No of batch	1	0.3564	0.36	1	0.3564	0.36	No of batch	1	0.3564	0.36	1	0.3564	0.36
0	0	0	0.00	0	0	0.00	0.000	0	0.000	0.00	0	0.000	0.00
No of batch	3	0.6963	2.09	4	0.6963	2.79	No of batch	3	0.6963	2.09	3	0.6963	2.09
No of batch	4	1	5.17	0	0	0.00	No of batch	2	1.293	2.59	0	0.000	0.00
			0.00			0.00				0.00			0.00
			0.00			0.00				0.00			0.00
			0.00			0.00				0.00			0.00
			0.00			0.00				0.00			0.00
			0.00			0.00				0.00			0.00
no of cases	357	0	0.89	368	0	0.92	no of cases	238	0.003	0.60	245	0.003	0.61

National Health Mission, Assam

9-Fund allocated to Darrang							10-Fund allocated to Dhemaji						
2024-25				2025-26			2024-25				2025-26		
Fresh approval				Fresh approval			Fresh approval				Fresh approval		
Mesure of quantity/ Target	Quantity/ Target	Avr. Unit Cost (In lakh)	Fin. Allocation (Rs. in lakh)	Quantity / Target	Avr. Unit Cost (In lakh)	Fin. Allocation (Rs. in lakh)	Mesure of quantity/ Target	Quantity/ Target	Avr. Unit Cost (In lakh)	Fin. Allocation (Rs. in lakh)	Quantity/ Target	Avr. Unit Cost (In lakh)	Fin. Allocation (Rs. in lakh)
no of waiting home	2	1	1.15	0	0	0.00	no of waiting home	1	0.576	0.58	0	0.000	0.00
0	0	0	0.00	0	0	0.00	0	0	0.000	0.00	0	0.000	0.00
	30		4.08	0		0.00		0		0.00	0		0.00
			0.00			0.00				0.00			0.00
			0.00			0.00				0.00			0.00
			0.00			0.00				0.00			0.00
			0.00			0.00				0.00			0.00
			0.00			0.00				0.00			0.00
0	0	0.00	0.00	0	0.00	0.00	0	0	0.00	0.00	0	0.00	0.00
0	30	0.14	4.08	0	0.00	0.00	0	0	0.00	0.00	0	0.00	0.00
			696.03			605.92				452.07			389.15

National Health Mission, Assam

9-Fund allocated to Darrang							10-Fund allocated to Dhemaji						
2024-25				2025-26			2024-25				2025-26		
Fresh approval				Fresh approval			Fresh approval				Fresh approval		
Measure of quantity/ Target	Quantity/ Target	Avr. Unit Cost (In lakh)	Fin. Allocation (Rs. in lakh)	Quantity / Target	Avr. Unit Cost (In lakh)	Fin. Allocation (Rs. in lakh)	Measure of quantity/ Target	Quantity/ Target	Avr. Unit Cost (In lakh)	Fin. Allocation (Rs. in lakh)	Quantity/ Target	Avr. Unit Cost (In lakh)	Fin. Allocation (Rs. in lakh)
Clinics	30	0.00375	0.1125	30	0.00375	0.1125	Clinics	25	0.00375	0.09375	25	0.00375	0.09375
Lumpsum	1	0.3	0.3	1	0.3	0.3	Lumpsum	1	0.3	0.3	1	0.3	0.3
Number	1	0.5	0.5	1	0.5	0.5	Number	1	0.5	0.5	1	0.5	0.5
							Lumpsum	0	0.0	0.0	1	0.5	0.5
	32		0.9125	32		0.9125		27		0.89375	28		1.39375
	39		34.92	30		34.27		49		43.97	37		42.81
8	8	4.2	33.60	8	4.2	33.60	10	10	4.2	42.00	10	4.2	42.00
8	8	0.036	0.288	8	0.036	0.288	10	10	0.036	0.360	10	0.036	0.360
8	8	0.023	0.184			0.00	10	10	0.023	0.230			0.00
			0.00			0.00				0.00			0.00

National Health Mission, Assam

9-Fund allocated to Darrang							10-Fund allocated to Dhemaji						
2024-25				2025-26			2024-25				2025-26		
Fresh approval				Fresh approval			Fresh approval				Fresh approval		
Mesure of quantity/ Target	Quantity/ Target	Avr. Unit Cost (In lakh)	Fin. Allocation (Rs. in lakh)	Quantity / Target	Avr. Unit Cost (In lakh)	Fin. Allocation (Rs. in lakh)	Mesure of quantity/ Target	Quantity/ Target	Avr. Unit Cost (In lakh)	Fin. Allocation (Rs. in lakh)	Quantity/ Target	Avr. Unit Cost (In lakh)	Fin. Allocation (Rs. in lakh)
1	1	0.463	0.46			0.00	2	2	0.463	0.93			0.00
			0.00			0.00				0.00			0.00
14	14	0.027	0.38	14	0.027	0.38	17	17	0.026	0.45	17	0.026	0.45
	59		2.740	61		3.453		61		2.460	62		3.297
0	0	0	0.00	0	0	0.00	0	0	0	0.00	0	0	0.00
50	50	0.01	0.50	50	0.01	0.50	50	50	0.010	0.50	50	0.010	0.50
1	1	1.44	1.44	1	1.44	1.44	1	1	0.960	0.96	1	1.440	1.44
			0.00			0.00				0.00			0.00
			0.00			0.00				0.00			0.00
0.000	0.000	0.00	0.00	2	0.36	0.71	0	0	0.000	0.00	1	0.357	0.36
			0.00			0.00				0.00			0.00

National Health Mission, Assam

9-Fund allocated to Darrang							10-Fund allocated to Dhemaji						
2024-25				2025-26			2024-25				2025-26		
Fresh approval				Fresh approval			Fresh approval				Fresh approval		
Measure of quantity/ Target	Quantity/ Target	Avr. Unit Cost (In lakh)	Fin. Allocation (Rs. in lakh)	Quantity / Target	Avr. Unit Cost (In lakh)	Fin. Allocation (Rs. in lakh)	Measure of quantity/ Target	Quantity/ Target	Avr. Unit Cost (In lakh)	Fin. Allocation (Rs. in lakh)	Quantity/ Target	Avr. Unit Cost (In lakh)	Fin. Allocation (Rs. in lakh)
			0.00			0.00				0.00			0.00
			0.00			0.00				0.00			0.00
8	8	0.100	0.80	8	0.100	0.80	10	10	0.100	1.00	10	0.100	1.00
	98		37.66	91		37.72		110		46.43	99		46.11
	#####	44.728	85.506	#####	41.070	82.664		9566.096	28.156	52.056	9757.318	29.644	54.022
Nos	16312	0.0025	40.781	16639	0.0025	41.60	Nos	9561	0.0025	23.903	9752	0.0025	24.381
Nos							Nos	1	1.83	1.829	1	1.435	1.435
Nos							Nos						
Nos	1	37.55	37.550	1	38.22	38.22	Nos	1	12.64	12.636	1	18.77	18.767
Nos							Nos						

National Health Mission, Assam

9-Fund allocated to Darrang							10-Fund allocated to Dhemaji						
2024-25				2025-26			2024-25				2025-26		
Fresh approval				Fresh approval			Fresh approval				Fresh approval		
Measure of quantity/ Target	Quantity/ Target	Avr. Unit Cost (In lakh)	Fin. Allocation (Rs. in lakh)	Quantity / Target	Avr. Unit Cost (In lakh)	Fin. Allocation (Rs. in lakh)	Measure of quantity/ Target	Quantity/ Target	Avr. Unit Cost (In lakh)	Fin. Allocation (Rs. in lakh)	Quantity/ Target	Avr. Unit Cost (In lakh)	Fin. Allocation (Rs. in lakh)
Nos	1	0.84	0.840	1	0.84	0.84	Nos	1	0.52	0.520	1	0.52	0.520
Nos							Nos						
Nos	1	0.555	0.555	1	0.566	0.566	Nos	1	0.163	0.163	1	0.249	0.249
Nos	1	5.78	5.780	1	1.445	1.445	Nos	1	13.005	13.005	1	8.67	8.670
Nos							Nos						
Nos							Nos						
	67	19.65338	23.422	64	17.84938	21.1184		57	11.8066	19.911	54	10.00255	17.607
Nos	1.000	12	12.000	1.000	12	12.000	Nos	2	4.5	9.000	2.000	4.5	9.000
Nos	3	0.393333	1.180	3	0.39	1.18	Nos	3	0.35	1.050	3	0.35	1.050
Nos	51	0.05	2.430	51	0.05	2.43	Nos	40	0.05	2.030	40	0.05	2.030
Nos	1	0.30	0.300	1	0.30	0.3	Nos	2	0.35	0.700	2	0.35	0.700
Nos							Nos						

National Health Mission, Assam

9-Fund allocated to Darrang							10-Fund allocated to Dhemaji						
2024-25				2025-26			2024-25				2025-26		
Fresh approval				Fresh approval			Fresh approval				Fresh approval		
Measure of quantity/ Target	Quantity/ Target	Avr. Unit Cost (In lakh)	Fin. Allocation (Rs. in lakh)	Quantity / Target	Avr. Unit Cost (In lakh)	Fin. Allocation (Rs. in lakh)	Measure of quantity/ Target	Quantity/ Target	Avr. Unit Cost (In lakh)	Fin. Allocation (Rs. in lakh)	Quantity/ Target	Avr. Unit Cost (In lakh)	Fin. Allocation (Rs. in lakh)
Nos							Nos						
Nos							Nos						
Nos							Nos						
Nos							Nos						
Nos of Batches	1	1.416	1.416	1	1.416	1.416	Nos of Batches	1	1.416	1.416	1	1.416	1.416
Nos of Batches	1	1.328	1.328	1	1.328	1.328	Nos of Batches	1	1.328	1.328	1	1.328	1.328

National Health Mission, Assam

9-Fund allocated to Darrang							10-Fund allocated to Dhemaji						
2024-25				2025-26			2024-25				2025-26		
Fresh approval				Fresh approval			Fresh approval				Fresh approval		
Measure of quantity/ Target	Quantity/ Target	Avr. Unit Cost (In lakh)	Fin. Allocation (Rs. in lakh)	Quantity / Target	Avr. Unit Cost (In lakh)	Fin. Allocation (Rs. in lakh)	Measure of quantity/ Target	Quantity/ Target	Avr. Unit Cost (In lakh)	Fin. Allocation (Rs. in lakh)	Quantity/ Target	Avr. Unit Cost (In lakh)	Fin. Allocation (Rs. in lakh)
Nos of Batches	1	1.304	1.304				Nos of Batches	1	1.304	1.304			
Nos of Batches							Nos of Batches						
Nos of Batches							Nos of Batches						
Nos of Batches							Nos of Batches						
Nos of Batches							Nos of Batches						
Nos of Batches							Nos of Batches						
Nos							Nos						
Nos							Nos						
Nos	1	1.7314	1.731	1	1.7314	1.731	Nos	1	1.3498	1.350	1	1.3498	1.350
Nos							Nos						
Nos	1.000	0.20	0.200	1.000	0.20	0.200	Nos	1	0.200	0.200	1	0.200	0.200
Nos	3	0.05	0.150	3	0.05	0.150	Nos	2	0.075	0.150	2	0.075	0.150

National Health Mission, Assam

9-Fund allocated to Darrang							10-Fund allocated to Dhemaji						
2024-25			2025-26				2024-25				2025-26		
Fresh approval			Fresh approval				Fresh approval				Fresh approval		
Mesure of quantity/ Target	Quantity/ Target	Avr. Unit Cost (In lakh)	Fin. Allocation (Rs. in lakh)	Quantity / Target	Avr. Unit Cost (In lakh)	Fin. Allocation (Rs. in lakh)	Mesure of quantity/ Target	Quantity/ Target	Avr. Unit Cost (In lakh)	Fin. Allocation (Rs. in lakh)	Quantity/ Target	Avr. Unit Cost (In lakh)	Fin. Allocation (Rs. in lakh)
	1	1.0098	1.010	1	1.0098	1.0098		1	0.7656	0.766	1	0.7656	0.766
	2	15.496	15.496	2	15.125	15.125		2	12.496	12.496	2	12.125	12.125
Nos	1	5.0	5.000	1	5	5.00	Nos	1	2.0	2.000	1	2	2.000
Nos							Nos						
Nos							Nos						
Nos	1	10.496	10.496	1	10.125	10.125	Nos	1	10.496	10.496	1	10.125	10.125
Nos							Nos						
	1	11	11.000	1	11	11		1	5	5.000	1	5	5.000

National Health Mission, Assam

9-Fund allocated to Darrang							10-Fund allocated to Dhemaji						
2024-25				2025-26			2024-25				2025-26		
Fresh approval				Fresh approval			Fresh approval				Fresh approval		
Mesure of quantity/ Target	Quantity/ Target	Avr. Unit Cost (In lakh)	Fin. Allocation (Rs. in lakh)	Quantity / Target	Avr. Unit Cost (In lakh)	Fin. Allocation (Rs. in lakh)	Mesure of quantity/ Target	Quantity/ Target	Avr. Unit Cost (In lakh)	Fin. Allocation (Rs. in lakh)	Quantity/ Target	Avr. Unit Cost (In lakh)	Fin. Allocation (Rs. in lakh)
Nos	1	11	11.000	1	11	11.000	Nos	1	5	5.000	1	5	5.000
	1	5.84	5.835	1	5.84	5.835		1	2.47	2.470	1	2.85	2.845
Nos	1	5.84	5.835	1	5.84	5.835	Nos	1	2.47	2.470	1	2.850	2.845
	0	0	0.000	0	0	0		0	0	0.000	0	0	0.000
Nos							Nos						
	0	0	0	0	0	0		0	0	0	0	0	0
Nos							Nos						
	16404		150.091	16728		144.145		9645		100.098	9829		97.806
			109.99			110.93				102.13			102.15

National Health Mission, Assam

9-Fund allocated to Darrang							10-Fund allocated to Dhemaji						
2024-25				2025-26			2024-25				2025-26		
Fresh approval				Fresh approval			Fresh approval				Fresh approval		
Measure of quantity/ Target	Quantity/ Target	Avr. Unit Cost (In lakh)	Fin. Allocation (Rs. in lakh)	Quantity / Target	Avr. Unit Cost (In lakh)	Fin. Allocation (Rs. in lakh)	Measure of quantity/ Target	Quantity/ Target	Avr. Unit Cost (In lakh)	Fin. Allocation (Rs. in lakh)	Quantity/ Target	Avr. Unit Cost (In lakh)	Fin. Allocation (Rs. in lakh)
No. of DVS+RV S	1	#####	0.120	1	#####	0.120	No. of DVS+RV S	1	#####	0.120	1	12000.000	0.120
months	12	#####	2.160	12	#####	2.160	months	12	#####	2.160	12	18000.000	2.160
Urban Slum	40	625.000	0.252	40	625.000	0.252	Urban Slum	17	625.000	0.108	17	625.000	0.108
Underserved Session per Yr	40	2475.000	0.990	40	2475.000	0.990	Underserved Session per Yr	32	2475.000	0.792	32	2475.000	0.792
Expected Complete Imm, (upto 5 yrs)	22156	225.000	49.852	22566	225.000	50.774	Expected Complete Imm, (upto 5 yrs)	15752	225.000	35.441	15761	225.000	35.463

National Health Mission, Assam

9-Fund allocated to Darrang							10-Fund allocated to Dhemaji						
2024-25				2025-26			2024-25				2025-26		
Fresh approval				Fresh approval			Fresh approval				Fresh approval		
Measure of quantity/ Target	Quantity/ Target	Avr. Unit Cost (In lakh)	Fin. Allocation (Rs. in lakh)	Quantity / Target	Avr. Unit Cost (In lakh)	Fin. Allocation (Rs. in lakh)	Measure of quantity/ Target	Quantity/ Target	Avr. Unit Cost (In lakh)	Fin. Allocation (Rs. in lakh)	Quantity/ Target	Avr. Unit Cost (In lakh)	Fin. Allocation (Rs. in lakh)
No. of Batches	9	#####	6.514	9	#####	6.514	No. of Batches	9	#####	6.127	9	70934.000	6.127
BRIDGE Mtng Batch Number	26	#####	4.680	26	#####	4.680	BRIDGE Mtng Batch Number	14	#####	2.520	14	18000.000	2.520
RI/IMI Session Planned	250	900.000	2.252	250	900.000	2.252	RI/IMI Session Planned	330	900.000	2.970	330	900.000	2.970
Beneficiary Infant Target	22500	5.000	1.125	22900	4.986	1.142	Beneficiary Infant Target	16000	5.000	0.800	16000	5.000	0.800
Yearly No. of AVD (HtRA)	759	200.000	1.518	759	200.000	1.518	Yearly No. of AVD (HtRA)	2376	200.000	4.752	2376	200.000	4.752
Yearly No. of AVD for Very Hard to Reach Area	528	450.000	2.376	528	450.000	2.376	Yearly No. of AVD for Very Hard to Reach Area	828	450.000	3.726	828	450.000	3.726

National Health Mission, Assam

9-Fund allocated to Darrang							10-Fund allocated to Dhemaji						
2024-25				2025-26			2024-25				2025-26		
Fresh approval				Fresh approval			Fresh approval				Fresh approval		
Measure of quantity/ Target	Quantity/ Target	Avr. Unit Cost (In lakh)	Fin. Allocation (Rs. in lakh)	Quantity / Target	Avr. Unit Cost (In lakh)	Fin. Allocation (Rs. in lakh)	Measure of quantity/ Target	Quantity/ Target	Avr. Unit Cost (In lakh)	Fin. Allocation (Rs. in lakh)	Quantity/ Target	Avr. Unit Cost (In lakh)	Fin. Allocation (Rs. in lakh)
No. of Participants	27	600.000	0.160	27	600.000	0.160	No. of Participants	27	600.000	0.160	27	600.000	0.160
No. of Sub Centre & Plan. Unit	159	1200.000	1.908	159	1200.000	1.908	No. of Sub Centre & Plan. Unit	98	1200.000	1.176	98	1200.000	1.176
No. of Supervisory Visits planned yearly	927	384.280	3.564	927	384.280	3.564	No. of Supervisory Visits planned yearly	902	384.280	3.468	902	384.280	3.468
No. of PHC	5	#####	0.905	5	#####	0.905	No. of PHC	6	#####	0.920	6	15333.000	0.920
			13.67			13.67				10.74			10.74
No. of Beneficiary	129732	10.538	13.671	129732	10.538	13.671	No. of Beneficiary	87860	12.225	10.741	87860	12.225	10.741
	13		1.874	13		1.874		13		1.874	13		1.874

National Health Mission, Assam

9-Fund allocated to Darrang							10-Fund allocated to Dhemaji						
2024-25				2025-26			2024-25				2025-26		
Fresh approval				Fresh approval			Fresh approval				Fresh approval		
Mesure of quantity/ Target	Quantity/ Target	Avr. Unit Cost (In lakh)	Fin. Allocation (Rs. in lakh)	Quantity / Target	Avr. Unit Cost (In lakh)	Fin. Allocation (Rs. in lakh)	Mesure of quantity/ Target	Quantity/ Target	Avr. Unit Cost (In lakh)	Fin. Allocation (Rs. in lakh)	Quantity/ Target	Avr. Unit Cost (In lakh)	Fin. Allocation (Rs. in lakh)
	4484		24.68	3212		27.25		964		7.47	947		3.14
0.000	2218	#DIV/0!	41.325	2353	#DIV/0!	44.301	0.000	2282	#DIV/0!	43.234	2380	#DIV/0!	45.584
Nos of Camp	27	0.150	4.050	29	0.150	4.350	Nos of Camp	25	0.150	3.750	26	0.150	3.900
	1296	0.027	35.037	1396	0.027	37.631		1335	0.028	37.179	1414	0.028	39.334
	895	0.002500	2.238	928	0.002500	2.320		922	0.002500	2.305	940	0.002500	2.350
		#DIV/0!			#DIV/0!				#DIV/0!			#DIV/0!	
		#DIV/0!			#DIV/0!				#DIV/0!			#DIV/0!	
		#DIV/0!			#DIV/0!				#DIV/0!			#DIV/0!	
		#DIV/0!			#DIV/0!				#DIV/0!			#DIV/0!	
		#DIV/0!			#DIV/0!				#DIV/0!			#DIV/0!	
		#DIV/0!			#DIV/0!				#DIV/0!			#DIV/0!	
		#DIV/0!			#DIV/0!				#DIV/0!			#DIV/0!	
		#DIV/0!			#DIV/0!				#DIV/0!			#DIV/0!	

National Health Mission, Assam

9-Fund allocated to Darrang							10-Fund allocated to Dhemaji						
2024-25			2025-26				2024-25				2025-26		
Fresh approval			Fresh approval				Fresh approval				Fresh approval		
Mesure of quantity/ Target	Quantity/ Target	Avr. Unit Cost (In lakh)	Fin. Allocation (Rs. in lakh)	Quantity / Target	Avr. Unit Cost (In lakh)	Fin. Allocation (Rs. in lakh)	Mesure of quantity/ Target	Quantity/ Target	Avr. Unit Cost (In lakh)	Fin. Allocation (Rs. in lakh)	Quantity/ Target	Avr. Unit Cost (In lakh)	Fin. Allocation (Rs. in lakh)
		#DIV/0!			#DIV/0!				#DIV/0!			#DIV/0!	
0.00	93	#DIV/0!	4.08	93	#DIV/0!	4.08	0.00	42	#DIV/0!	1.92	57	#DIV/0!	2.52
	3	0.160	0.480	3	0.160	0.480		2	0.160	0.320	2	0.160	0.320
	90	0.040	3.600	90	0.040	3.600		40	0.040	1.600	55	0.040	2.200
		#DIV/0!			#DIV/0!				#DIV/0!			#DIV/0!	
		#DIV/0!			#DIV/0!				#DIV/0!			#DIV/0!	
		#DIV/0!			#DIV/0!				#DIV/0!			#DIV/0!	
0.000	21700	#DIV/0!	37.871	23419	#DIV/0!	41.317	0.000	15525	#DIV/0!	27.690	16885	#DIV/0!	30.469
	20	0.050	1.000	24	0.050	1.200		15	0.050	0.750	18	0.050	0.900
	3119	0.0002	0.624	3248	0.0002	0.650		2313	0.0002	0.463	2408	0.0002	0.482
	7636	0.002	18.330	8018	0.002	19.240		5086	0.002	12.210	5340	0.002	12.820
	1643	0.003	4.930	2054	0.003	6.160		1511	0.003	4.530	1888	0.003	5.660
	7636	0.001	9.160	8018	0.001	9.620		5086	0.001	6.100	5340	0.001	6.410

National Health Mission, Assam

9-Fund allocated to Darrang							10-Fund allocated to Dhemaji						
2024-25				2025-26			2024-25				2025-26		
Fresh approval				Fresh approval			Fresh approval				Fresh approval		
Mesure of quantity/ Target	Quantity/ Target	Avr. Unit Cost (In lakh)	Fin. Allocation (Rs. in lakh)	Quantity / Target	Avr. Unit Cost (In lakh)	Fin. Allocation (Rs. in lakh)	Mesure of quantity/ Target	Quantity/ Target	Avr. Unit Cost (In lakh)	Fin. Allocation (Rs. in lakh)	Quantity/ Target	Avr. Unit Cost (In lakh)	Fin. Allocation (Rs. in lakh)
	1643	0.001	2.460	2054	0.001	3.080		1511	0.002	2.270	1888	0.001	2.830
		#DIV/0!			#DIV/0!				#DIV/0!			#DIV/0!	
		#DIV/0!			#DIV/0!				#DIV/0!			#DIV/0!	
	1	0.493	0.4925	1	0.493	0.4925		1	0.493	0.4925	1	0.493	0.4925
	2	0.438	0.875	2	0.438	0.875		2	0.438	0.875	2	0.438	0.875
		#DIV/0!			#DIV/0!				#DIV/0!			#DIV/0!	
		#DIV/0!			#DIV/0!				#DIV/0!			#DIV/0!	
		#DIV/0!			#DIV/0!				#DIV/0!			#DIV/0!	
		#DIV/0!			#DIV/0!				#DIV/0!			#DIV/0!	
0.000	16082	#DIV/0!	12.567	16232	#DIV/0!	12.687	0.000	16082	#DIV/0!	12.567	16232	#DIV/0!	12.687
	8040	0.000750	6.030	8115	0.000750	6.090		8040	0.000750	6.030	8115	0.000750	6.090
	8040	0.001	6.030	8115	0.001	6.090		8040	0.001	6.030	8115	0.001	6.090
		#DIV/0!			#DIV/0!				#DIV/0!			#DIV/0!	

National Health Mission, Assam

9-Fund allocated to Darrang							10-Fund allocated to Dhemaji						
2024-25			2025-26				2024-25				2025-26		
Fresh approval			Fresh approval				Fresh approval				Fresh approval		
Measure of quantity/ Target	Quantity/ Target	Avr. Unit Cost (In lakh)	Fin. Allocation (Rs. in lakh)	Quantity / Target	Avr. Unit Cost (In lakh)	Fin. Allocation (Rs. in lakh)	Measure of quantity/ Target	Quantity/ Target	Avr. Unit Cost (In lakh)	Fin. Allocation (Rs. in lakh)	Quantity/ Target	Avr. Unit Cost (In lakh)	Fin. Allocation (Rs. in lakh)
	1	0.174	0.1735	1	0.174	0.1735		1	0.174	0.1735	1	0.174	0.1735
	1	0.333	0.333	1	0.333	0.333		1	0.333	0.333	1	0.333	0.333
		#DIV/0!			#DIV/0!				#DIV/0!			#DIV/0!	
		#DIV/0!			#DIV/0!				#DIV/0!			#DIV/0!	
		#DIV/0!			#DIV/0!				#DIV/0!			#DIV/0!	
0.000	10119	#DIV/0!	41.250	10411	#DIV/0!	42.742	0.000	6187	#DIV/0!	25.190	6789	#DIV/0!	26.430
	1920	0.001	1.92	2016	0.001	2.02		1020	0.001	1.02	1071	0.001	1.07
	5300	0.001	5.300	5400	0.001	5.400		3400	0.001	3.400	3900	0.001	3.900
	978	0.005	4.690	978	0.005	4.690		746	0.005	3.580	746	0.005	3.580
	1920	0.013500	25.920	2016	0.013500	27.216		1020	0.013500	13.770	1071	0.013500	14.459
	1	3.420	3.420	1	3.420	3.420		1	3.420	3.420	1	3.420	3.420
		#DIV/0!			#DIV/0!				#DIV/0!			#DIV/0!	
		#DIV/0!			#DIV/0!				#DIV/0!			#DIV/0!	
		#DIV/0!			#DIV/0!				#DIV/0!			#DIV/0!	
0.000	0	#DIV/0!	0.000	0	#DIV/0!	0.000	0.000	0	#DIV/0!	0.000	0	#DIV/0!	0.000

National Health Mission, Assam

9-Fund allocated to Darrang							10-Fund allocated to Dhemaji						
2024-25				2025-26			2024-25				2025-26		
Fresh approval				Fresh approval			Fresh approval				Fresh approval		
Mesure of quantity/ Target	Quantity/ Target	Avr. Unit Cost (In lakh)	Fin. Allocation (Rs. in lakh)	Quantity / Target	Avr. Unit Cost (In lakh)	Fin. Allocation (Rs. in lakh)	Mesure of quantity/ Target	Quantity/ Target	Avr. Unit Cost (In lakh)	Fin. Allocation (Rs. in lakh)	Quantity/ Target	Avr. Unit Cost (In lakh)	Fin. Allocation (Rs. in lakh)
		#DIV/0!			#DIV/0!				#DIV/0!			#DIV/0!	
0.000	3	0.637	0.979	2	0.637	0.637	0.000	2	0.637	0.637	2	0.637	0.637
	1	0.295	0.295	1	0.295	0.295		1	0.295	0.295	1	0.295	0.295
	2	0.342	0.684	1	0.342	0.342		1	0.342	0.342	1	0.342	0.342
0.000	334	0.107	2.307	334	0.107	2.307	0.000	222	0.108	1.787	222	0.108	1.787
	4	0.020	0.08	4	0.020	0.08		5	0.020	0.10	5	0.020	0.10
	4	0.015	0.060	4	0.015	0.060		5	0.015	0.075	5	0.015	0.075
	4	0.030	0.12	4	0.030	0.12		5	0.030	0.15	5	0.030	0.15
	4	0.030	0.12	4	0.030	0.12		5	0.030	0.15	5	0.030	0.15
	159	0.006069	0.965	159	0.006	0.965		101	0.00693	0.700	101	0.007	0.700

National Health Mission, Assam

9-Fund allocated to Darrang							10-Fund allocated to Dhemaji						
2024-25			2025-26				2024-25			2025-26			
Fresh approval			Fresh approval				Fresh approval			Fresh approval			
Mesure of quantity/ Target	Quantity/ Target	Avr. Unit Cost (In lakh)	Fin. Allocation (Rs. in lakh)	Quantity / Target	Avr. Unit Cost (In lakh)	Fin. Allocation (Rs. in lakh)	Mesure of quantity/ Target	Quantity/ Target	Avr. Unit Cost (In lakh)	Fin. Allocation (Rs. in lakh)	Quantity/ Target	Avr. Unit Cost (In lakh)	Fin. Allocation (Rs. in lakh)
	159	0.00605	0.962	159	0.006	0.962		101	0.00606	0.612	101	0.006	0.612
0.000	6030	#DIV/0!	36.060	6235	#DIV/0!	37.758	0.000	5694	#DIV/0!	33.121	5995	#DIV/0!	35.063
	50	0.005	0.250	50	0.005	0.250		32	0.005	0.160	32	0.005	0.160
	96	0.005	0.480	96	0.005	0.480		120	0.005	0.600	120	0.005	0.600
	4553	0.005	22.750	5008	0.005	25.040		4570	0.005	22.850	5027	0.005	25.140
	904	0.010	9.040	972	0.010	9.720		697	0.010	6.970	743	0.010	7.430
		#DIV/0!			#DIV/0!				#DIV/0!			#DIV/0!	
	1	0.165	0.165	1	0.165	0.165		1	0.165	0.165	1	0.165	0.165
		#DIV/0!			#DIV/0!				#DIV/0!			#DIV/0!	
		#DIV/0!			#DIV/0!				#DIV/0!			#DIV/0!	
		#DIV/0!			#DIV/0!				#DIV/0!			#DIV/0!	
		#DIV/0!			#DIV/0!				#DIV/0!			#DIV/0!	

National Health Mission, Assam

9-Fund allocated to Darrang							10-Fund allocated to Dhemaji						
2024-25			2025-26				2024-25				2025-26		
Fresh approval			Fresh approval				Fresh approval				Fresh approval		
Mesure of quantity/ Target	Quantity/ Target	Avr. Unit Cost (In lakh)	Fin. Allocation (Rs. in lakh)	Quantity / Target	Avr. Unit Cost (In lakh)	Fin. Allocation (Rs. in lakh)	Mesure of quantity/ Target	Quantity/ Target	Avr. Unit Cost (In lakh)	Fin. Allocation (Rs. in lakh)	Quantity/ Target	Avr. Unit Cost (In lakh)	Fin. Allocation (Rs. in lakh)
	4	0.025	0.100	4	0.025	0.100		4	0.025	0.100	4	0.025	0.100
		#DIV/0!			#DIV/0!				#DIV/0!			#DIV/0!	
		#DIV/0!			#DIV/0!				#DIV/0!			#DIV/0!	
	318	0.004	1.272		#DIV/0!			202	0.004	0.808		#DIV/0!	
		#DIV/0!			#DIV/0!				#DIV/0!			#DIV/0!	
		#DIV/0!			#DIV/0!				#DIV/0!			#DIV/0!	
	1	0.423	0.4225	1	0.423	0.4225		1	0.423	0.4225	1	0.423	0.4225
	100	0.005	0.500	100	0.005	0.500		65	0.005	0.325	65	0.005	0.325
	3	0.360	1.080	3	0.360	1.080		2	0.360	0.720	2	0.360	0.720
		#DIV/0!			#DIV/0!				#DIV/0!			#DIV/0!	
		#DIV/0!			#DIV/0!				#DIV/0!			#DIV/0!	
		#DIV/0!			#DIV/0!				#DIV/0!			#DIV/0!	
		#DIV/0!			#DIV/0!				#DIV/0!			#DIV/0!	
		#DIV/0!			#DIV/0!				#DIV/0!			#DIV/0!	

National Health Mission, Assam

9-Fund allocated to Darrang							10-Fund allocated to Dhemaji						
2024-25				2025-26			2024-25				2025-26		
Fresh approval				Fresh approval			Fresh approval				Fresh approval		
Measure of quantity/ Target	Quantity/ Target	Avr. Unit Cost (In lakh)	Fin. Allocation (Rs. in lakh)	Quantity / Target	Avr. Unit Cost (In lakh)	Fin. Allocation (Rs. in lakh)	Measure of quantity/ Target	Quantity/ Target	Avr. Unit Cost (In lakh)	Fin. Allocation (Rs. in lakh)	Quantity/ Target	Avr. Unit Cost (In lakh)	Fin. Allocation (Rs. in lakh)
0	0	0	0	0	0	0	0	0	0	0	0	0	0
0	0	0	0	0	0	0	0	0	0	0	0	0	0
0	0	0	0	0	0	0	0	0	0	0	0	0	0
0	0	0	0	0	0	0	0	0	0	0	0	0	0
0	0	0	0	0	0	0	0	0	0	0	0	0	0
0.00	1047.00	200.00	2.09	1047.00	200.00	2.09	0.00	777.00	200.00	1.55	777.00	200.00	1.55
No of ASHA	1047.000	200	2.09	#####	200	2.09	No of ASHA	777	200.000	1.55	777.000	200.000	1.55
			0.00			0.00				0.00			0.00

National Health Mission, Assam

9-Fund allocated to Darrang							10-Fund allocated to Dhemaji						
2024-25			2025-26				2024-25			2025-26			
Fresh approval			Fresh approval				Fresh approval			Fresh approval			
Mesure of quantity/ Target	Quantity/ Target	Avr. Unit Cost (In lakh)	Fin. Allocation (Rs. in lakh)	Quantity / Target	Avr. Unit Cost (In lakh)	Fin. Allocation (Rs. in lakh)	Mesure of quantity/ Target	Quantity/ Target	Avr. Unit Cost (In lakh)	Fin. Allocation (Rs. in lakh)	Quantity/ Target	Avr. Unit Cost (In lakh)	Fin. Allocation (Rs. in lakh)
0.00	0.00	0.00	0.00	0.00	0.00	0.00	0.00	0.00	0.00	0.00	0.00	0.00	0.00
			0.0000			0.0000				0.0000			0.0000
0.00	1047.00	400.00	4.19	1047.00	400.00	4.19	0.00	777.00	400.00	3.11	777.00	400.00	3.11
			0.000			0.000				0.000			0.000
NO OF ASHA	1047.000	400	4.188	#####	400.000	4.19	NO OF ASHA	777	400.000	3.108	777.000	400.000	3.11
0.00	81455.00	89501.00	1.71	#####	89501.00	1.71	0.00	#####	59001.00	2.25	165506.00	59001.00	2.25
no of children	#####	1	0.815	#####	1	0.815	no of children	165505	1.000	1.655	165505	1.000	1.655
			0.000			0.000				0.000			0.000
			0.000			0.000				0.000			0.000

National Health Mission, Assam

9-Fund allocated to Darrang							10-Fund allocated to Dhemaji						
2024-25				2025-26			2024-25				2025-26		
Fresh approval				Fresh approval			Fresh approval				Fresh approval		
Mesure of quantity/ Target	Quantity/ Target	Avr. Unit Cost (In lakh)	Fin. Allocation (Rs. in lakh)	Quantity / Target	Avr. Unit Cost (In lakh)	Fin. Allocation (Rs. in lakh)	Mesure of quantity/ Target	Quantity/ Target	Avr. Unit Cost (In lakh)	Fin. Allocation (Rs. in lakh)	Quantity/ Target	Avr. Unit Cost (In lakh)	Fin. Allocation (Rs. in lakh)
			0.000			0.000				0.000			0.000
			0.000			0.000				0.000			0.000
no of district	1.000	89500	0.895	1.000	89500	0.895	no of district	1	#####	0.590	1	59000.000	0.590
0	1	32000	0.32	1	32000	0.32	0	1	32000	0.32	1	32000	0.32
no of district	1.000	32000	0.320	1.000	32000	0.320	no of district	1	#####	0.320	1	32000.000	0.320
			26.565			29.364				22.025			24.425
Per month	1047	0	3.141	1047	0	3.141	0.000	0	0.000	0.000	0.000	0.000	0.000
0.000	0.000	0	0.000	0.000	0	0.000	0.000	0	0.000	0.000	0.000	0.000	0.000
0.000	0.000	0	0.000	0.000	0	0.000	0.000	0	0.000	0.000	0.000	0.000	0.000
0.000	0.000	0	0.000	0.000	0	0.000	0.000	0	0.000	0.000	0.000	0.000	0.000

National Health Mission, Assam

9-Fund allocated to Darrang							10-Fund allocated to Dhemaji						
2024-25				2025-26			2024-25				2025-26		
Fresh approval				Fresh approval			Fresh approval				Fresh approval		
Measure of quantity/ Target	Quantity/ Target	Avr. Unit Cost (In lakh)	Fin. Allocation (Rs. in lakh)	Quantity / Target	Avr. Unit Cost (In lakh)	Fin. Allocation (Rs. in lakh)	Measure of quantity/ Target	Quantity/ Target	Avr. Unit Cost (In lakh)	Fin. Allocation (Rs. in lakh)	Quantity/ Target	Avr. Unit Cost (In lakh)	Fin. Allocation (Rs. in lakh)
0	0	0	0	0	0	0	0	0	0	0	0	0	0
0	0	0	0	0	0	0	0	0	0	0	0	0	0
Per District	2.000	0	0.060	2.000	0	0.060	Per District	2	0.030	0.060	2.000	0.030	0.060
0	0	0	0	0	0	0	0	0	0	0	0	0	0
per block	4	0.36	1.440	4	0.36	1.440	per block	4	0.360	1.440	4.000	0.360	1.440
Per District	1.000	1	0.960	1.000	1	0.960	Per District	1	0.960	0.960	1.000	0.960	0.960
0	0	0	0	0	0	0	0	0	0	0	0	0	0
0	13	4.305	5.665	13	4.3475	5.7075	0	13	4.305	5.665	13	4.3475	5.7075

National Health Mission, Assam

9-Fund allocated to Darrang							10-Fund allocated to Dhemaji						
2024-25				2025-26			2024-25				2025-26		
Fresh approval				Fresh approval			Fresh approval				Fresh approval		
Measure of quantity/ Target	Quantity/ Target	Avr. Unit Cost (In lakh)	Fin. Allocation (Rs. in lakh)	Quantity / Target	Avr. Unit Cost (In lakh)	Fin. Allocation (Rs. in lakh)	Measure of quantity/ Target	Quantity/ Target	Avr. Unit Cost (In lakh)	Fin. Allocation (Rs. in lakh)	Quantity/ Target	Avr. Unit Cost (In lakh)	Fin. Allocation (Rs. in lakh)
No. of MTS	2	0.02	0.04	2	0.02	0.04	No. of MTS	2	0.02	0.04	2	0.02	0.04
No. of Vehicle	1	0.60	0.60	1	0.65	0.65	No. of Vehicle	1	0.60	0.60	1	0.65	0.65
Month wise	12	0.10	1.20	12	0.10	1.20	Month wise	12	0.10	1.20	12	0.10	1.20
			15.7391			16.197				13.68965			13.948
case wise	10	0.003	0.03	10	0.003	0.03	case wise	22	0.003	0.07	22	0.003	0.07
Operational cost wise	5	0.375	1.875	5	0.375	1.875	Operational cost wise	6	0.375	2.250	6	0.375	2.250
In litres	200	0.0061	1.22	200	0.0061	1.22	In litres	200	0.0061	1.22	200	0.0061	1.22
Batchwise	2	0.35	0.70	2	0.35	0.70	Batchwise	2	0.35	0.70	2	0.35	0.70

National Health Mission, Assam

9-Fund allocated to Darrang							10-Fund allocated to Dhemaji						
2024-25				2025-26			2024-25				2025-26		
Fresh approval				Fresh approval			Fresh approval				Fresh approval		
Mesure of quantity/ Target	Quantity/ Target	Avr. Unit Cost (In lakh)	Fin. Allocation (Rs. in lakh)	Quantity / Target	Avr. Unit Cost (In lakh)	Fin. Allocation (Rs. in lakh)	Mesure of quantity/ Target	Quantity/ Target	Avr. Unit Cost (In lakh)	Fin. Allocation (Rs. in lakh)	Quantity/ Target	Avr. Unit Cost (In lakh)	Fin. Allocation (Rs. in lakh)
Districtwise	1	1.10	1.10	1	1.10	1.10	Districtwise	1	1.10	1.10	1	1.10	1.10
Districtwise	1	1.10	1.10	1	1.10	1.10	Districtwise	1	1.10	1.10	1	1.10	1.10
			4.600			4.600				4.700			4.700
District wise	1	0.08	0.080	1	0.08	0.080	District wise	1	0.035	0.035	1	0.035	0.035
District wise	1	0.35	0.35	1	0.35	0.35	District wise	1	0.70	0.70	1	0.70	0.70
District wise	1	5.00	5.00				District wise	1	5.00	5.00			
District wise	1	0.10	0.10	1	0.10	0.10	District wise	1	0.10	0.10	1	0.10	0.10
District wise	1	1.00	1.00	1	1.00	1.00	District wise	1	0.50	0.50	1	0.50	0.50
District wise	1	0.50	0.50	1	0.50	0.50	District wise	1	0.50	0.50	1	0.50	0.50

National Health Mission, Assam

9-Fund allocated to Darrang							10-Fund allocated to Dhemaji						
2024-25				2025-26			2024-25				2025-26		
Fresh approval				Fresh approval			Fresh approval				Fresh approval		
Measure of quantity/ Target	Quantity/ Target	Avr. Unit Cost (In lakh)	Fin. Allocation (Rs. in lakh)	Quantity / Target	Avr. Unit Cost (In lakh)	Fin. Allocation (Rs. in lakh)	Measure of quantity/ Target	Quantity/ Target	Avr. Unit Cost (In lakh)	Fin. Allocation (Rs. in lakh)	Quantity/ Target	Avr. Unit Cost (In lakh)	Fin. Allocation (Rs. in lakh)
District	1	0.20	0.20	1	0.20	0.20	District	1	0.20	0.20	1	0.20	0.20
Distyric wise	1	0.75	0.75	1	0.75	0.75	Distyric wise	1	1.5	1.50	1	1.5	1.50
			7.980			2.980				8.535			3.535
			34.27			29.72				33.44			28.70
0	674	23.294	23.832	624	23.064	23.552	0	727	16.404	16.984	673	16.404	16.917
Round	1	0.640	0.640	1	0.410	0.410							
Camp	1	0.100	0.100	1	0.100	0.100	Camp	1	0.100	0.100	1	0.100	0.100
No. of case	10	0.0025	0.025	10	0.0025	0.025	No. of case	12	0.0025	0.030	10	0.0025	0.025

National Health Mission, Assam

9-Fund allocated to Darrang							10-Fund allocated to Dhemaji						
2024-25				2025-26			2024-25				2025-26		
Fresh approval				Fresh approval			Fresh approval				Fresh approval		
Mesure of quantity/ Target	Quantity/ Target	Avr. Unit Cost (In lakh)	Fin. Allocation (Rs. in lakh)	Quantity / Target	Avr. Unit Cost (In lakh)	Fin. Allocation (Rs. in lakh)	Mesure of quantity/ Target	Quantity/ Target	Avr. Unit Cost (In lakh)	Fin. Allocation (Rs. in lakh)	Quantity/ Target	Avr. Unit Cost (In lakh)	Fin. Allocation (Rs. in lakh)
No. of case	4	0.004	0.016	4	0.004	0.016	No. of case	4	0.004	0.016	4	0.004	0.016
No. of case	6	0.006	0.036	6	0.006	0.036	No. of case	8	0.006	0.048	6	0.006	0.036
No. of case	350	0.0005	0.175	350	0.0005	0.175	No. of case	400	0.0005	0.200	400	0.0005	0.200
No. of ASHA	300	0.001	0.300	250	0.001	0.250	No. of ASHA	300	0.001	0.300	250	0.001	0.250
District	1	0.100	0.100	1	0.100	0.100	District	1	0.150	0.150	1	0.150	0.150
Round	1	22.440	22.440	1	22.440	22.440	Round	1	16.140	16.140	1	16.140	16.140
0	56	0.007	0.182	56	0.007	0.182	0	72	0.007	0.234	72	0.007	0.234
Foot wear	14	0.004	0.056	14	0.004	0.056	Foot wear	18	0.004	0.072	18	0.004	0.072
No. of Kits	42	0.003	0.126	42	0.003	0.126	No. of Kits	54	0.003	0.162	54	0.003	0.162
0.00	7.00	1.69	2.56	7.00	1.69	2.56	0.00	7.00	1.69	2.56	7.00	1.69	2.56
No. of batch	3	0.43	1.300	3	0.43	1.300	No. of batch	3	0.43	1.300	3	0.43	1.300

National Health Mission, Assam

9-Fund allocated to Darrang							10-Fund allocated to Dhemaji						
2024-25				2025-26			2024-25				2025-26		
Fresh approval				Fresh approval			Fresh approval				Fresh approval		
Measure of quantity/ Target	Quantity/ Target	Avr. Unit Cost (In lakh)	Fin. Allocation (Rs. in lakh)	Quantity / Target	Avr. Unit Cost (In lakh)	Fin. Allocation (Rs. in lakh)	Measure of quantity/ Target	Quantity/ Target	Avr. Unit Cost (In lakh)	Fin. Allocation (Rs. in lakh)	Quantity/ Target	Avr. Unit Cost (In lakh)	Fin. Allocation (Rs. in lakh)
No. of Patient	300	0.01	3.000	300	0.01	3.000	No. of Patient	350	0.01	3.500	350	0.01	3.500
	3000	0.00025	0.750	3000	0.00025	0.750		4000	0.00025	1.000	4000	0.00025	1.000
	48700	0.00010	4.870	48700	0.00010	4.870		38600	0.00010	3.860	38600	0.00010	3.860
			0.000			0.000				0.000			0.000
			0.000			0.000				0.000			0.000
			0.000			0.000				0.000			0.000
No. of DTC	1	0.500	0.500	1	0.500	0.500	No. of DTC	1	0.500	0.500	1	0.500	0.500
No. of DDS	1	0.200	0.200	1	0.200	0.200	No. of DDS	1	0.200	0.200	1	0.200	0.200
No of TU	4	0.200	0.800	4	0.200	0.800	No of TU	5	0.200	1.000	5	0.200	1.000
No. of DMC	12	0.05	0.600	12	0.05	0.600	No. of DMC	12	0.05	0.600	12	0.05	0.600
			0.000			0.000				0.000			0.000
			0.000			0.000				0.000			0.000
			0.000			0.000				0.000			0.000
No. of Machine	15	0.04	0.600	15	0.04	0.600	No. of Machine	15	0.04	0.600	15	0.04	0.600
			0.000			0.000				0.000			0.000
No. of Str	1	0.515	0.515	1	0.515	0.515	No. of Str	1	0.515	0.515	1	0.515	0.515

National Health Mission, Assam

9-Fund allocated to Darrang							10-Fund allocated to Dhemaji						
2024-25				2025-26			2024-25				2025-26		
Fresh approval				Fresh approval			Fresh approval				Fresh approval		
Mesure of quantity/ Target	Quantity/ Target	Avr. Unit Cost (In lakh)	Fin. Allocation (Rs. in lakh)	Quantity / Target	Avr. Unit Cost (In lakh)	Fin. Allocation (Rs. in lakh)	Mesure of quantity/ Target	Quantity/ Target	Avr. Unit Cost (In lakh)	Fin. Allocation (Rs. in lakh)	Quantity/ Target	Avr. Unit Cost (In lakh)	Fin. Allocation (Rs. in lakh)
			0.000			0.000				0.000			0.000
No. of items	2400	0.00238	5.712	2400	0.00238	5.712	No. of items	2400	0.00238	5.712	2400	0.00238	5.712
			0.000			0.000				0.000			0.000
			0.000			0.000				0.000			0.000
No. of Batches	1	2.36	2.360	1	2.36	2.360	No. of Batches	1	2.36	2.360	1	2.36	2.360
No of Participants	30	0.0055	0.165	30	0.006	0.165	No of Participants	30	0.0055	0.165	30	0.006	0.165
No of CHOs	127	0.01352	1.7170	127	0.0136	1.727	No of CHOs	87	0.01352	1.1762	87	0.0136	1.183
			0.000			0.000				0.000			0.000
			0.000			0.000				0.000			0.000
			0.000			0.000				0.000			0.000
No. of workshop	1	0.520	0.520	1	0.520	0.520	No. of workshop	1	0.520	0.520	1	0.520	0.520
			0.000			0.000				0.000			0.000
			0.000			0.000				0.000			0.000
			0.000			0.000				0.000			0.000

National Health Mission, Assam

9-Fund allocated to Darrang							10-Fund allocated to Dhemaji						
2024-25				2025-26			2024-25				2025-26		
Fresh approval				Fresh approval			Fresh approval				Fresh approval		
Mesure of quantity/ Target	Quantity/ Target	Avr. Unit Cost (In lakh)	Fin. Allocation (Rs. in lakh)	Quantity / Target	Avr. Unit Cost (In lakh)	Fin. Allocation (Rs. in lakh)	Mesure of quantity/ Target	Quantity/ Target	Avr. Unit Cost (In lakh)	Fin. Allocation (Rs. in lakh)	Quantity/ Target	Avr. Unit Cost (In lakh)	Fin. Allocation (Rs. in lakh)
No. of Items	1	1.400	1.400	1	1.400	1.400	No. of Items	1	1.400	1.400	1	1.400	1.400
			0.000			0.000				0.000			0.000
			0.000			0.000				0.000			0.000
			0.000			0.000				0.000			0.000
No of Visit			0.000			0.000	No of Visit			0.000			0.000
No of Visit	6	0.6	3.600	6	0.600	3.600	No of Visit	7	0.6	4.200	7	0.600	4.200
Lumpsum	12	0.100	1.2000	12	0.100	1.200	Lumpsum	12	0.100	1.2000	12	0.100	1.200
0	1016	0.0805	24.9000	1016	0.0805	24.900	0	1282	0.0805	31.860	1282	0.0805	31.860
No of Patient	800	0.03	24.0000	800	0.03	24.000	No of Patient	1018	0.03	30.5400	1018	0.03	30.540
No of Patient	16	0.05	0.8000	16	0.05	0.800	No of Patient	24	0.05	1.2000	24	0.05	1.200

National Health Mission, Assam

9-Fund allocated to Darrang							10-Fund allocated to Dhemaji						
2024-25				2025-26			2024-25				2025-26		
Fresh approval				Fresh approval			Fresh approval				Fresh approval		
Mesure of quantity/ Target	Quantity/ Target	Avr. Unit Cost (In lakh)	Fin. Allocation (Rs. in lakh)	Quantity / Target	Avr. Unit Cost (In lakh)	Fin. Allocation (Rs. in lakh)	Mesure of quantity/ Target	Quantity/ Target	Avr. Unit Cost (In lakh)	Fin. Allocation (Rs. in lakh)	Quantity/ Target	Avr. Unit Cost (In lakh)	Fin. Allocation (Rs. in lakh)
No of Patient	200	0.0005	0.1000	200	0.0005	0.100	No of Patient	240	0.0005	0.1200	240	0.0005	0.120
0	201	0.465	1.4500	201	0.465	1.450	0	374	0.015	1.870	374	0.015	1.870
No of Patient	100	0.005	0.5000	100	0.005	0.500	No of Patient	150	0.005	0.7500	150	0.005	0.750
No of Patient	60	0.005	0.3000	60	0.005	0.300	No of Patient	90	0.005	0.4500	90	0.005	0.450
No of Activity	1	0.45	0.4500	1	0.45	0.450							
No of Patient	40	0.005	0.2000	40	0.005	0.200	No of Patient	134	0.005	0.6700	134	0.005	0.670

National Health Mission, Assam

9-Fund allocated to Darrang							10-Fund allocated to Dhemaji						
2024-25				2025-26			2024-25				2025-26		
Fresh approval				Fresh approval			Fresh approval				Fresh approval		
Measure of quantity/ Target	Quantity/ Target	Avr. Unit Cost (In lakh)	Fin. Allocation (Rs. in lakh)	Quantity / Target	Avr. Unit Cost (In lakh)	Fin. Allocation (Rs. in lakh)	Measure of quantity/ Target	Quantity/ Target	Avr. Unit Cost (In lakh)	Fin. Allocation (Rs. in lakh)	Quantity/ Target	Avr. Unit Cost (In lakh)	Fin. Allocation (Rs. in lakh)
0	820	0.0551	16.9679	820	0.0551	16.968	0	737	0.0551	14.068	737	0.0551	14.068
No of Patient	657	0.025	16.4250	657	0.025	16.425	No of Patient	536	0.025	13.4000	536	0.025	13.400
No of Participants	4	0.0176	0.0704	4	0.0176	0.070	No of Participants	5	0.0176	0.0880	5	0.0176	0.088
No of Participants	10	0.01	0.1000	10	0.01	0.100	No of Participants	12	0.01	0.1200	12	0.01	0.120
No of Patients	149	0.0025	0.3725	149	0.0025	0.373	No of Patients	184	0.0025	0.4600	184	0.0025	0.460

National Health Mission, Assam

9-Fund allocated to Darrang							10-Fund allocated to Dhemaji						
2024-25				2025-26			2024-25				2025-26		
Fresh approval				Fresh approval			Fresh approval				Fresh approval		
Mesure of quantity/ Target	Quantity/ Target	Avr. Unit Cost (In lakh)	Fin. Allocation (Rs. in lakh)	Quantity / Target	Avr. Unit Cost (In lakh)	Fin. Allocation (Rs. in lakh)	Mesure of quantity/ Target	Quantity/ Target	Avr. Unit Cost (In lakh)	Fin. Allocation (Rs. in lakh)	Quantity/ Target	Avr. Unit Cost (In lakh)	Fin. Allocation (Rs. in lakh)
	875		2.400	875		2.400		1092		2.950	1092		2.950
No of activity	75	0.03	2.2400	75	0.03	2.240	No of activity	92	0.030	2.750	92	0.030	2.750
No. of poster	800	0.0002	0.1600	800	0.0002	0.160	No. of poster	1000	0.0002	0.200	1000	0.0002	0.200
#VALUE!	3	3.312	3.812	3	3.312	3.812	#VALUE!	883	3.320	10.412	883	3.320	10.412
							No. of Patients	880	0.0075	6.600	880	0.0075	6.600
No of activity	2	0.5	1.000	2	0.5	1.000	No of activity	2	0.5	1.000	2	0.5	1.000
No of Batches	1	2.812	2.812	1	2.812	2.812	No of Batches	1	2.812	2.812	1	2.812	2.812

National Health Mission, Assam

9-Fund allocated to Darrang							10-Fund allocated to Dhemaji						
2024-25			2025-26				2024-25			2025-26			
Fresh approval			Fresh approval				Fresh approval			Fresh approval			
Measure of quantity/ Target	Quantity/ Target	Avr. Unit Cost (In lakh)	Fin. Allocation (Rs. in lakh)	Quantity / Target	Avr. Unit Cost (In lakh)	Fin. Allocation (Rs. in lakh)	Measure of quantity/ Target	Quantity/ Target	Avr. Unit Cost (In lakh)	Fin. Allocation (Rs. in lakh)	Quantity/ Target	Avr. Unit Cost (In lakh)	Fin. Allocation (Rs. in lakh)
#VALUE!	57796	10.492	79.454	57796	10.492	79.464	#VALUE!	50411	10.049	91.708	50411	10.049	91.715
0	0	0	0	0	0	0	0	0	0	0	0	0	0
0	1	0.15	0.15	1	0.15	0.15	0	1	0.15	0.15	1	0.15	0.15

National Health Mission, Assam

9-Fund allocated to Darrang							10-Fund allocated to Dhemaji						
2024-25			2025-26				2024-25				2025-26		
Fresh approval			Fresh approval				Fresh approval				Fresh approval		
Mesure of quantity/ Target	Quantity/ Target	Avr. Unit Cost (In lakh)	Fin. Allocation (Rs. in lakh)	Quantity / Target	Avr. Unit Cost (In lakh)	Fin. Allocation (Rs. in lakh)	Mesure of quantity/ Target	Quantity/ Target	Avr. Unit Cost (In lakh)	Fin. Allocation (Rs. in lakh)	Quantity/ Target	Avr. Unit Cost (In lakh)	Fin. Allocation (Rs. in lakh)
			0.00			0.00				0.00			0.00
			0.00			0.00				0.00			0.00
			147.33			141.56				151.96			146.20
In nos.	1200	0.01	6.00	1200	0.01	6.00	In nos.	100	0.01	0.50	100	0.01	0.50
In nos.	800	0.02	12.00	800	0.02	12.00	In nos.	600	0.02	9.00	600	0.02	9.00
0.000	0	0	0	0	0	0	0.000	0	0	0	0	0	0
0	0	0.00	0.00	0.000	0	0.000	0	0	0.00	0.00	0.000	0.000	0.000
0	0	0.00	0.00	0	0.00	0.00	0	0	0.00	0.00	0	0.00	0.00
0	0	0.00	0.00	0	0.00	0.00	0	0	0.00	0.00	0	0.00	0.00
0	0	0.00	0.00	0	0.00	0.00	0	0	0.00	0.00	0	0.00	0.00

National Health Mission, Assam

9-Fund allocated to Darrang							10-Fund allocated to Dhemaji						
2024-25				2025-26			2024-25				2025-26		
Fresh approval				Fresh approval			Fresh approval				Fresh approval		
Measure of quantity/ Target	Quantity/ Target	Avr. Unit Cost (In lakh)	Fin. Allocation (Rs. in lakh)	Quantity / Target	Avr. Unit Cost (In lakh)	Fin. Allocation (Rs. in lakh)	Measure of quantity/ Target	Quantity/ Target	Avr. Unit Cost (In lakh)	Fin. Allocation (Rs. in lakh)	Quantity/ Target	Avr. Unit Cost (In lakh)	Fin. Allocation (Rs. in lakh)
In nos.	900	0.00	0.00	900	0.00	0.00	In nos.	1500	0.00	0.00	1500	0.00	0.00
In nos.	2000	0.00	0.00	2000	0.00	0.00	In nos.	2000	0.00	0.00	2000	0.00	0.00
0	0	0.00		0	0.00		0	0	0.00	0.00	0	0.00	0.00
0	0	0.00	0.00	0	0.00	0.00	0	0	0.00	0.00	0	0.00	0.00
0	1	0.30	0.30	1	0.30	0.30	0	1	0.30	0.30	1	0.30	0.30
	4901		18.30	4901		18.30		4201		9.80	4201		9.80
per district	1	5.10	5.10	1	5.10	5.10	per district	1	4.95	4.95	1	4.95	4.95
per district	1	1.00	1.00	1	1.00	1.00	per district	1	1.00	1.00	1	1.00	1.00
per district	1	0.10	0.10	1	0.10	0.10	per district	1	0.10	0.10	1	0.10	0.10
per district	3.000	0.2655	0.797	5.000	0.2655	1.328	per district	3	0.2655	0.797	3.000	0.2655	0.797

National Health Mission, Assam

9-Fund allocated to Darrang							10-Fund allocated to Dhemaji						
2024-25			2025-26				2024-25				2025-26		
Fresh approval			Fresh approval				Fresh approval				Fresh approval		
Measure of quantity/ Target	Quantity/ Target	Avr. Unit Cost (In lakh)	Fin. Allocation (Rs. in lakh)	Quantity / Target	Avr. Unit Cost (In lakh)	Fin. Allocation (Rs. in lakh)	Measure of quantity/ Target	Quantity/ Target	Avr. Unit Cost (In lakh)	Fin. Allocation (Rs. in lakh)	Quantity/ Target	Avr. Unit Cost (In lakh)	Fin. Allocation (Rs. in lakh)
per district	1	0.12	0.12	1	0.12	0.12	per district	1	0.12	0.12	1	0.12	0.12
per district	1	0.9548	0.95	1	1.00	1.00	per district	1	1.111	1.11	1	1.16	1.16
per district	1	0.25	0.25	1	0.25	0.25	per district	1	0.25	0.25	1	0.25	0.25
	9		8.32	11		8.9011		9		8.33	9		8.376
	0	1.00	0.75	0.75	1	0.75		0	1.00	0.75	0.75	1	0.75
Per District	1	0.75	0.75	1	0.75	0.75	Per District	1	0.75	0.75	1	0.75	0.75

National Health Mission, Assam

9-Fund allocated to Darrang							10-Fund allocated to Dhemaji						
2024-25				2025-26			2024-25				2025-26		
Fresh approval				Fresh approval			Fresh approval				Fresh approval		
Mesure of quantity/ Target	Quantity/ Target	Avr. Unit Cost (In lakh)	Fin. Allocation (Rs. in lakh)	Quantity / Target	Avr. Unit Cost (In lakh)	Fin. Allocation (Rs. in lakh)	Mesure of quantity/ Target	Quantity/ Target	Avr. Unit Cost (In lakh)	Fin. Allocation (Rs. in lakh)	Quantity/ Target	Avr. Unit Cost (In lakh)	Fin. Allocation (Rs. in lakh)
0	2.00	-	-	2	-	-	0	2.00	-	-	2	-	-
Per District	1	-	-	1	-	-	Per District	1	-	-	1	-	-
Per District	1	-	-	1	-	-	Per District	1	-	-	1	-	-
	3		0.75	3		0.75		3		0.75	3		0.75
Month wise	12	0.03	0.36	12	0.03	0.36	Month wise	12	0.045	0.54	12	0.045	0.54
Batchwise	1	0.25	0.25	1	0.25	0.25	Batchwise	1	0.25	0.25	1	0.25	0.25
Districtwise	1	0.75	0.75	1	0.75	0.75	Districtwise	1	0.75	0.75	1	0.75	0.75

National Health Mission, Assam

9-Fund allocated to Darrang							10-Fund allocated to Dhemaji						
2024-25				2025-26			2024-25				2025-26		
Fresh approval				Fresh approval			Fresh approval				Fresh approval		
Measure of quantity/ Target	Quantity/ Target	Avr. Unit Cost (In lakh)	Fin. Allocation (Rs. in lakh)	Quantity / Target	Avr. Unit Cost (In lakh)	Fin. Allocation (Rs. in lakh)	Measure of quantity/ Target	Quantity/ Target	Avr. Unit Cost (In lakh)	Fin. Allocation (Rs. in lakh)	Quantity/ Target	Avr. Unit Cost (In lakh)	Fin. Allocation (Rs. in lakh)
College wise	3	0.05	0.15	3	0.05	0.15	College wise	4	0.05	0.20	4	0.05	0.20
Batchwise	1	0.25	0.25	1	0.25	0.25	Batchwise	1	0.25	0.25	1	0.25	0.25
District wise	0	0.25	0.00	0	0.25	0.00	District wise	0	0.25	0.00	0	0.25	0.00

National Health Mission, Assam

9-Fund allocated to Darrang							10-Fund allocated to Dhemaji						
2024-25				2025-26			2024-25				2025-26		
Fresh approval				Fresh approval			Fresh approval				Fresh approval		
Measure of quantity/ Target	Quantity/ Target	Avr. Unit Cost (In lakh)	Fin. Allocation (Rs. in lakh)	Quantity / Target	Avr. Unit Cost (In lakh)	Fin. Allocation (Rs. in lakh)	Measure of quantity/ Target	Quantity/ Target	Avr. Unit Cost (In lakh)	Fin. Allocation (Rs. in lakh)	Quantity/ Target	Avr. Unit Cost (In lakh)	Fin. Allocation (Rs. in lakh)
Batchwise	1	0.25	0.25	1	0.25	0.25	Batchwise	1	0.25	0.25	1	0.25	0.25
No. of survey	0	0.20	0.00	0	0.20	0.00	No. of survey	0	0.20	0.00	0	0.20	0.00
	19		2.01	19		2.01		20		2.24	20		2.24
-	-	-	-	-	-	-	-	-	-	-	-	-	-
Per Unit	0	-	-	0	-	-	Per Unit	0	-	-	0	-	-
Per Unit	0	-	-	0	-	-	Per Unit	0	-	-	0	-	-
Per Unit	0	-	-	0	-	-	Per Unit	0	-	-	0	-	-
-	-	-	-	-	-	-	-	-	-	-	-	-	-
Per Unit	0	-	-	0	-	-	Per Unit	0	-	-	0	-	-
Per Unit	0	-	-	0	-	-	Per Unit	0	-	-	0	-	-
Per Unit	0	-	-	0	-	-	Per Unit	0	-	-	0	-	-

National Health Mission, Assam

9-Fund allocated to Darrang							10-Fund allocated to Dhemaji						
2024-25				2025-26			2024-25				2025-26		
Fresh approval				Fresh approval			Fresh approval				Fresh approval		
Measure of quantity/ Target	Quantity/ Target	Avr. Unit Cost (In lakh)	Fin. Allocation (Rs. in lakh)	Quantity / Target	Avr. Unit Cost (In lakh)	Fin. Allocation (Rs. in lakh)	Measure of quantity/ Target	Quantity/ Target	Avr. Unit Cost (In lakh)	Fin. Allocation (Rs. in lakh)	Quantity/ Target	Avr. Unit Cost (In lakh)	Fin. Allocation (Rs. in lakh)
Per Unit	0	-	-	0	-	-	Per Unit	0	-	-	0	-	-
Per Unit	0	-	-	0	-	-	Per Unit	0	-	-	0	-	-
Per Unit	0	-	-	0	-	-	Per Unit	0	-	-	0	-	-
Per Unit	1	1.24	1.24	1	1.24	1.24	Per Unit	1	1.24	1.24	1	1.24	1.24
Per Unit	1	1.36	1.36	1	1.36	1.36	Per Unit	1	1.36	1.36	1	1.36	1.36
Per Unit	0	-	-	0	-	-	Per Unit	0	-	-	0	-	-
Per Unit	0	-	-	0	-	-	Per Unit	0	-	-	0	-	-
Per Unit	0	-	-	0	-	-	Per Unit	0	-	-	0	-	-
Per Unit	0	-	-	0	-	-	Per Unit	0	-	-	0	-	-
Per Unit	-	-	-	-	-	-	Per Unit	-	-	-	-	-	-
Per Unit	0	-	-	0	-	-	Per Unit	0	-	-	0	-	-

National Health Mission, Assam

9-Fund allocated to Darrang							10-Fund allocated to Dhemaji						
2024-25				2025-26			2024-25				2025-26		
Fresh approval				Fresh approval			Fresh approval				Fresh approval		
Measure of quantity/ Target	Quantity/ Target	Avr. Unit Cost (In lakh)	Fin. Allocation (Rs. in lakh)	Quantity / Target	Avr. Unit Cost (In lakh)	Fin. Allocation (Rs. in lakh)	Measure of quantity/ Target	Quantity/ Target	Avr. Unit Cost (In lakh)	Fin. Allocation (Rs. in lakh)	Quantity/ Target	Avr. Unit Cost (In lakh)	Fin. Allocation (Rs. in lakh)
No of IEC materials	0	0.008	0.000	0	0.008	0.000	No of IEC materials	0	0.008	0.000	0	0.008	0.000
per District/State	0	0.344	0.000	0	0.344	0.000	per District/State	0	0.344	0.000	0	0.344	0.000
No of VHNSC	0	0.000	0.000	0	0.000	0.000	No of VHNSC	0	0.000	0.000	0	0.000	0.000
No. Of Batch	2	0.250	0.500	2	0.250	0.500	No. Of Batch	2	0.250	0.500	2	0.250	0.500

National Health Mission, Assam

9-Fund allocated to Darrang							10-Fund allocated to Dhemaji						
2024-25				2025-26			2024-25				2025-26		
Fresh approval				Fresh approval			Fresh approval				Fresh approval		
Measure of quantity/ Target	Quantity/ Target	Avr. Unit Cost (In lakh)	Fin. Allocation (Rs. in lakh)	Quantity / Target	Avr. Unit Cost (In lakh)	Fin. Allocation (Rs. in lakh)	Measure of quantity/ Target	Quantity/ Target	Avr. Unit Cost (In lakh)	Fin. Allocation (Rs. in lakh)	Quantity/ Target	Avr. Unit Cost (In lakh)	Fin. Allocation (Rs. in lakh)
Per HI	0	0.000	0.000	0	0.000	0.000	Per HI	0	0.000	0.000	0	0.000	0.000
Per HI	0	0.000	0.000	0	0.000	0.000	Per HI	0	0.000	0.000	0	0.000	0.000
Per HI	0	0.000	0.000	0	0.000	0.000	Per HI	0	0.000	0.000	0	0.000	0.000
Per HI	0	0.000	0.000	0	0.000	0.000	Per HI	0	0.000	0.000	0	0.000	0.000
Per HI	0	0.000	0.000	0	0.000	0.000	Per HI	0	0.000	0.000	0	0.000	0.000

National Health Mission, Assam

9-Fund allocated to Darrang							10-Fund allocated to Dhemaji						
2024-25				2025-26			2024-25				2025-26		
Fresh approval				Fresh approval			Fresh approval				Fresh approval		
Measure of quantity/ Target	Quantity/ Target	Avr. Unit Cost (In lakh)	Fin. Allocation (Rs. in lakh)	Quantity / Target	Avr. Unit Cost (In lakh)	Fin. Allocation (Rs. in lakh)	Measure of quantity/ Target	Quantity/ Target	Avr. Unit Cost (In lakh)	Fin. Allocation (Rs. in lakh)	Quantity/ Target	Avr. Unit Cost (In lakh)	Fin. Allocation (Rs. in lakh)
Pert Facility	0	0.000	0.000	0	0.000	0.000	Pert Facility	0	0.000	0.000	0	0.000	0.000
Pert Facility	0	0.000	0.000	0	0.000	0.000	Pert Facility	0	0.000	0.000	0	0.000	0.000
No of HF	0	0.100	0.000	0	0.100	0.000	No of HF	0	0.100	0.000	0	0.100	0.000
per equipment	0	2.500	0.000	0	2.500	0.000	per equipment	0	2.500	0.000	0	2.500	0.000
Per state & district	1	0.080	0.080	1	0.080	0.080	Per state & district	1	0.080	0.080	1	0.080	0.080
per workshop	0	0.000	0.000	0	0.000	0.000	per workshop	0	0.000	0.000	0	0.000	0.000

National Health Mission, Assam

9-Fund allocated to Darrang							10-Fund allocated to Dhemaji						
2024-25				2025-26			2024-25				2025-26		
Fresh approval				Fresh approval			Fresh approval				Fresh approval		
Measure of quantity/ Target	Quantity/ Target	Avr. Unit Cost (In lakh)	Fin. Allocation (Rs. in lakh)	Quantity / Target	Avr. Unit Cost (In lakh)	Fin. Allocation (Rs. in lakh)	Measure of quantity/ Target	Quantity/ Target	Avr. Unit Cost (In lakh)	Fin. Allocation (Rs. in lakh)	Quantity/ Target	Avr. Unit Cost (In lakh)	Fin. Allocation (Rs. in lakh)
	9		0.22	9		0.22		9		0.22	9		0.22

National Health Mission, Assam

11-Fund allocated to Dhubri							12-Fund allocated to Dibrugarh						
2024-25				2025-26			2024-25				2025-26		
Fresh approval				Fresh approval			Fresh approval				Fresh approval		
Mesure of quantity/ Target	Quantity / Target	Avr. Unit Cost (In lakh)	Fin. Allocation (Rs. in lakh)	Quantity/ Target	Avr. Unit Cost (In lakh)	Fin. Allocation (Rs. in lakh)	Mesure of quantity/ Target	Quantity/ Target	Avr. Unit Cost (In lakh)	Fin. Allocation (Rs. in lakh)	Quantity/ Target	Avr. Unit Cost (In lakh)	Fin. Allocation (Rs. in lakh)
0	5674	0	2.84	6618	0	3.31	0	6710	0	3.36	7828	0	3.91
No. of VHSND session	5674	0.0005	2.84	6618	0.0005	3.31	No. of VHSND session	6710	0.0005	3.36	7828	0.0005	3.91
			0.00			0.00				0.00			0.00
	0		0.00	0	0	0.00		0		0.00	0	0	0.00
	0	0	0.000	0	0.00	0.00	0	0	0.000	0.00	0	0.00	0.00
	0	0	0.000	0	0.00	0.00	0	0	0.000	0.00	0	0.00	0.00
	0	0	0.000	0	0.00	0.00	0	0	0.000	0.00	0	0.00	0.00
	20939	163.63	450.44	20939	152.16	438.97		12347	95.54	260.91	12347	87.72	253.09
No of Home Deliveries	500	0.005	2.50	500	0.005	2.50	No of Home Deliveries	1	0.005	0.01	1	0.005	0.01
No of Istitutional Deliveires (Rural)	19996	0.014	279.94	19996	0.014	279.94	No of Istitutional Deliveires (Rural)	10492	0.014	146.89	10492	0.014	146.89

National Health Mission, Assam

11-Fund allocated to Dhubri							12-Fund allocated to Dibrugarh						
2024-25				2025-26			2024-25				2025-26		
Fresh approval				Fresh approval			Fresh approval				Fresh approval		
Mesure of quantity/ Target	Quantity / Target	Avr. Unit Cost (In lakh)	Fin. Allocation (Rs. in lakh)	Quantity/ Target	Avr. Unit Cost (In lakh)	Fin. Allocation (Rs. in lakh)	Mesure of quantity/ Target	Quantity/ Target	Avr. Unit Cost (In lakh)	Fin. Allocation (Rs. in lakh)	Quantity/ Target	Avr. Unit Cost (In lakh)	Fin. Allocation (Rs. in lakh)
No of Istitutional Deliveires (Urban)	440	0.01	4.40	440	0.01	4.40	No of Istitutional Deliveires (Urban)	1851	0.01	18.51	1851	0.01	18.51
No of districts	1	0	0.00	1	0	0.00	No of districts	1	1.2	1.20	1	0	0.00
No of districts	1	152.130	152.13	1	152.130	152.13	No of districts	1	87.69	87.69	1	87.69	87.69
No of districts	1	11.47	11.47	1	0	0.00	No of districts	1	6.62	6.62	1	0	0.00
	1515	282.64	292.46	1587	174.42	184.71		2622	188.00	205.01	2746	106.56	124.38
No of districts	1	108.62	108.62	1	0	0.00	No of districts	1	82.58	82.58	1	0	0.00
No of complicated pregnancie s	1512	0.0065	9.83	1584	0.0065	10.30	No of complicat ed pregnanci es	2619	0.0065	17.02	2743	0.0065	17.83
No of districts	1	54.020	54.020	1	54.420	54.420	No of districts	1	54.681	54.681	1	55.825	55.825
No of districts	1	119.99	119.99	1	119.99	119.99	No of districts	1	50.73	50.73	1	50.73	50.73

National Health Mission, Assam

11-Fund allocated to Dhubri							12-Fund allocated to Dibrugarh						
2024-25			2025-26				2024-25			2025-26			
Fresh approval			Fresh approval				Fresh approval			Fresh approval			
Mesure of quantity/ Target	Quantity / Target	Avr. Unit Cost (In lakh)	Fin. Allocation (Rs. in lakh)	Quantity/ Target	Avr. Unit Cost (In lakh)	Fin. Allocation (Rs. in lakh)	Mesure of quantity/ Target	Quantity/ Target	Avr. Unit Cost (In lakh)	Fin. Allocation (Rs. in lakh)	Quantity/ Target	Avr. Unit Cost (In lakh)	Fin. Allocation (Rs. in lakh)
	25545	0.01	178.82	25545	0.01	178.815		15430	0.01	108.01	15430	0.01	108.010
No of Institutional Deliveries	25545	0.007	178.82	25545	0.007	178.82	No of Institutional Deliveries	15430	0.007	108.01	15430	0.007	108.01
	1	6.39	6.39	1	6.65	6.65		1	11.09	11.09	1	11.53	11.53
No of districts	1	6.39	6.39	1	6.65	6.65	No of districts	1	11.09	11.09	1	11.53	11.53
	12		0.27	12		0.27		14		0.29	14		0.29
			0.00			0.00				0.00			0.00
No of districts	1	0.12	0.12	1	0.12	0.12	No of districts	1	0.12	0.12	1	0.12	0.12
No of blocks	5	0.02	0.10	5	0.02	0.10	No of blocks	6	0.02	0.12	6	0.02	0.12
No of districts	1	0.05	0.05	1	0.05	0.05	No of districts	1	0.05	0.05	1	0.05	0.05
No of blocks	5	0	0.00	5	0	0.00	No of blocks	6	0	0.00	6	0	0.00
	0	0	0.00	0	0.00	0.00		0	0	0.00	0	0.00	0.00
No of regional institute	0	0	0.00	0	0	0.00	No of regional institute	0	0	0.00	0	0	0.00

National Health Mission, Assam

11-Fund allocated to Dhubri							12-Fund allocated to Dibrugarh						
2024-25			2025-26				2024-25			2025-26			
Fresh approval			Fresh approval				Fresh approval			Fresh approval			
Measure of quantity/ Target	Quantity / Target	Avr. Unit Cost (In lakh)	Fin. Allocation (Rs. in lakh)	Quantity/ Target	Avr. Unit Cost (In lakh)	Fin. Allocation (Rs. in lakh)	Measure of quantity/ Target	Quantity/ Target	Avr. Unit Cost (In lakh)	Fin. Allocation (Rs. in lakh)	Quantity/ Target	Avr. Unit Cost (In lakh)	Fin. Allocation (Rs. in lakh)
No of ME	0	0	0.00	0	0	0.00	No of ME	0	0	0.00	0	0	0.00
No of NPM	0	0	0.00	0	0	0.00	No of NPM	0	0	0.00	0	0	0.00
	15		0.53	15		0.53		11		0.49	11		0.49
no of activities	1	0.499	0.50	1	0.499	0.50	no of activities	1	0.472	0.47	1	0.472	0.47
no of claims	14	0.002	0.03	14	0.002	0.03	no of claims	10	0.002	0.02	10	0.002	0.02
			0.00			0.00				0.00			0.00
			0.00			0.00				0.00			0.00
	3291		8.36	3426		8.57		1462		8.01	1524		8.61
No of cases	3285	0.0015	4.93	3420	0.0015	5.13	No of cases	1454	0.0015	2.18	1515	0.0015	2.27
	0	0	0.00	0	0	0.00		0	0	0.00	0	0	0.00
	0	0	0.00	0	0	0.00		0	0	0.00	0	0	0.00
	0	0	0.00	0	0	0.00		0	0	0.00	0	0	0.00
	0	0	0.00	0	0	0.00		0	0	0.00	0	0	0.00
No of batch	2	1.396	2.79	2	1.396	2.79	No of batch	3	1.396	4.19	3	1.396	4.19
No of batch	1	0.502	0.50	1	0.502	0.50	No of batch	1	0.502	0.50	2	1	1.00

National Health Mission, Assam

11-Fund allocated to Dhubri							12-Fund allocated to Dibrugarh						
2024-25				2025-26			2024-25				2025-26		
Fresh approval				Fresh approval			Fresh approval				Fresh approval		
Mesure of quantity/ Target	Quantity / Target	Avr. Unit Cost (In lakh)	Fin. Allocation (Rs. in lakh)	Quantity/ Target	Avr. Unit Cost (In lakh)	Fin. Allocation (Rs. in lakh)	Mesure of quantity/ Target	Quantity/ Target	Avr. Unit Cost (In lakh)	Fin. Allocation (Rs. in lakh)	Quantity/ Target	Avr. Unit Cost (In lakh)	Fin. Allocation (Rs. in lakh)
0	0	0	0.00	0	0	0.00	0	0	0	0.00	0	0	0.00
No of meeting	1	0.072	0.07	1	0.072	0.07	No of meeting	1	0.072	0.07	1	0	0.07
No of meeting	2	0.036	0.07	2	0.036	0.07	No of meeting	2	0.036	0.07	2	0	0.07
			0.00			0.00				0.00			0.00
0	0	0	0.00	0	0	0.00	0	0	0	0.00	0	0	0.00
0	0	0	0.00	0	0	0.00	0	0	0	0.00	0	0	0.00
0	0	0	0.00	0	0	0.00	0	0	0	0.00	0	0	0.00
0	0	0	0.00	0	0	0.00	0	0	0	0.00	0	0	0.00
0	0	0	0.00	0	0	0.00	0	0	0	0.00	0	0	0.00
0	0	0	0.00	0	0	0.00	0	0	0	0.00	0	0	0.00
0	0	0	0.00	0	0	0.00	No of centre	1	1.00	1.00	1	1.00	1.00
0	0	0.00	0.00	0	0.00	0.00	0	0	0.00	0.00	0	0.00	0.00
0	0	0.00	0.00	0	0.00	0.00	0	0	0.00	0.00	0	0.00	0.00
0	0	0.00	0.00	0	0.00	0.00	0	0	0.00	0.00	0	0.00	0.00

National Health Mission, Assam

11-Fund allocated to Dhubri							12-Fund allocated to Dibrugarh						
2024-25				2025-26			2024-25				2025-26		
Fresh approval				Fresh approval			Fresh approval				Fresh approval		
Measure of quantity/ Target	Quantity / Target	Avr. Unit Cost (In lakh)	Fin. Allocation (Rs. in lakh)	Quantity/ Target	Avr. Unit Cost (In lakh)	Fin. Allocation (Rs. in lakh)	Measure of quantity/ Target	Quantity/ Target	Avr. Unit Cost (In lakh)	Fin. Allocation (Rs. in lakh)	Quantity/ Target	Avr. Unit Cost (In lakh)	Fin. Allocation (Rs. in lakh)
	0	0.00	0.00	0	0.00	0.00	0	0	0.00	0.00	0	0.00	0.00
	0	0.00	0.00	0	0.00	0.00	0	0	0.00	0.00	0	0.00	0.00
	0	0.00	0.00	0	0.00	0.00	0	0	0.00	0.00	0	0.00	0.00
			0.00			0.00				0.00			0.00
	0	0.00	0.00	0	0.00	0.00	0	0	0.00	0.00	0	0.00	0.00
	0	0.00	0.00	0	0.00	0.00	0	0	0.00	0.00	0	0.00	0.00
	15		0.30	15		0.30		12		0.24	12		0.24
no of visits	15	0.02	0.30	15	0.02	0.30	no of visits	12	0.02	0.24	12	0.02	0.24
	0	0.00	0.00	0	0.00	0.00	0	0	0.00	0.00	0	0.00	0.00
	387		9.29	387		9.29		435		10.44	435		10.44
No of ANMs	387	0.024	9.29	387	0.024	9.29	No of ANMs	435	0.024	10.44	435	0	10.44
			0.00			0.00				0.00			0.00

National Health Mission, Assam

11-Fund allocated to Dhubri							12-Fund allocated to Dibrugarh						
2024-25				2025-26			2024-25				2025-26		
Fresh approval				Fresh approval			Fresh approval				Fresh approval		
Measure of quantity/ Target	Quantity / Target	Avr. Unit Cost (In lakh)	Fin. Allocation (Rs. in lakh)	Quantity/ Target	Avr. Unit Cost (In lakh)	Fin. Allocation (Rs. in lakh)	Measure of quantity/ Target	Quantity/ Target	Avr. Unit Cost (In lakh)	Fin. Allocation (Rs. in lakh)	Quantity/ Target	Avr. Unit Cost (In lakh)	Fin. Allocation (Rs. in lakh)
	30580		101.32	22532		89.89		19573		45.69	20476		46.99
no of claims	9000	0.002	13.50	0	0.000	0.00				0.00			0.00
no of claims	18770	0.002	28.16	19709	0.002	29.56	no of claims	17858	0.002	26.79	18750	0	28.13
no of claims	2295	0.001	2.30	2295	0.001	2.30	no of claims	1294	0.001	1.29	1294	0	1.29
			0.00			0.00				0.00			0.00
0	0	0.00	0.00	0	0.00	0.00	0	0	0.00	0.00	0	0.00	0.00
			0.00			0.00				0.00			0.00
			0.00			0.00				0.00			0.00
			0.00			0.00				0.00			0.00
			0.00			0.00				0.00			0.00
			0.00			0.00				0.00			0.00
			0.00			0.00				0.00			0.00
0	0	0.00	0.00	0	0.00	0.00	0	0	0.00	0.00	0	0.00	0.00
			0.00			0.00				0.00			0.00
no of activities	8	4.738	37.90	8	4.738	37.90				0.00			0.00

National Health Mission, Assam

11-Fund allocated to Dhubri							12-Fund allocated to Dibrugarh						
2024-25				2025-26			2024-25				2025-26		
Fresh approval				Fresh approval			Fresh approval				Fresh approval		
Mesure of quantity/ Target	Quantity / Target	Avr. Unit Cost (In lakh)	Fin. Allocation (Rs. in lakh)	Quantity/ Target	Avr. Unit Cost (In lakh)	Fin. Allocation (Rs. in lakh)	Mesure of quantity/ Target	Quantity/ Target	Avr. Unit Cost (In lakh)	Fin. Allocation (Rs. in lakh)	Quantity/ Target	Avr. Unit Cost (In lakh)	Fin. Allocation (Rs. in lakh)
0	0	0	0.00	0	0	0.00	0	0	0	0.00	0	0	0.00
No of batch	6	1.65	9.90	7	1.65	11.55	No of batch	5	1.65	8.25	6	1.65	9.90
0	0	0	0.00	0	0	0.00	0	0	0	0.00	0	0	0.00
No of batch	1	0.2904	0.29	1	0.2904	0.29	No of batch	1	0.2904	0.29	1	0.2904	0.29
No of batch	1	0.3564	0.36	1	0.3564	0.36	No of batch	1	0.3564	0.36	1	0.3564	0.36
No of batch	2	1.9415	3.88	2	1.9415	3.88	No of batch	2	1.9415	3.88	2	1.9415	3.88
No of batch	3	0.6963	2.09	4	0.6963	2.79	No of batch	3	0.6963	2.09	3	0.6963	2.09
			0.00			0.00				0.00			0.00
			0.00			0.00				0.00			0.00
			0.00			0.00				0.00			0.00
			0.00			0.00				0.00			0.00
			0.00			0.00				0.00			0.00
			0.00			0.00				0.00			0.00
no of cases	491	0.003	1.23	505	0.003	1.26	no of cases	406	0.003	1.02	419	0	1.05

National Health Mission, Assam

11-Fund allocated to Dhubri							12-Fund allocated to Dibrugarh						
2024-25				2025-26			2024-25				2025-26		
Fresh approval				Fresh approval			Fresh approval				Fresh approval		
Mesure of quantity/ Target	Quantity / Target	Avr. Unit Cost (In lakh)	Fin. Allocation (Rs. in lakh)	Quantity/ Target	Avr. Unit Cost (In lakh)	Fin. Allocation (Rs. in lakh)	Mesure of quantity/ Target	Quantity/ Target	Avr. Unit Cost (In lakh)	Fin. Allocation (Rs. in lakh)	Quantity/ Target	Avr. Unit Cost (In lakh)	Fin. Allocation (Rs. in lakh)
no of waiting home	3	0.576	1.73	0	0.000	0.00	no of waiting home	3	0.576	1.73	0	0	0.00
0	0	0.000	0.00	0	0.000	0.00	0	0	0.000	0.00	0	0	0.00
	70		9.52	0		0.00		1350		183.60	0		0.00
			0.00			0.00				0.00			0.00
			0.00			0.00				0.00			0.00
			0.00			0.00				0.00			0.00
			0.00			0.00				0.00			0.00
			0.00			0.00				0.00			0.00
0	0	0.00	0.00	0	0.00	0.00	0	0	0.00	0.00	0	0.00	0.00
0	70	0.14	9.52	0	0.00	0.00	0	1350	0.14	183.60	0	0.00	0.00
			1060.54			921.29				837.15			567.99

National Health Mission, Assam

11-Fund allocated to Dhubri							12-Fund allocated to Dibrugarh						
2024-25				2025-26			2024-25				2025-26		
Fresh approval				Fresh approval			Fresh approval				Fresh approval		
Mesure of quantity/ Target	Quantity / Target	Avr. Unit Cost (In lakh)	Fin. Allocation (Rs. in lakh)	Quantity/ Target	Avr. Unit Cost (In lakh)	Fin. Allocation (Rs. in lakh)	Mesure of quantity/ Target	Quantity/ Target	Avr. Unit Cost (In lakh)	Fin. Allocation (Rs. in lakh)	Quantity/ Target	Avr. Unit Cost (In lakh)	Fin. Allocation (Rs. in lakh)
Clinics	40	0.00375	0.15	40	0.00375	0.15	Clinics	100	0.00375	0.375	100	0.00375	0.375
Lumpsum	1	0.3	0.3	1	0.3	0.3	Lumpsum	1	0.3	0.3	1	0.3	0.3
Number	1	0.5	0.5	1	0.5	0.5	Number	1	0.5	0.5	1	0.5	0.5
Lumpsum	1	0.5	0.5	0.000	0	0.000	Lumpsum	1	0.5	0.5	0.000	0	0.000
	43		1.45	42		0.95		103		1.675	102		1.175
	49		43.97	37		42.81		58		52.55	44		51.35
10	10	4.2	42.00	10	4.2	42.00	12	12	4.2	50.40	12	4.2	50.40
10	10	0.036	0.360	10.000	0.036	0.360	12	12	0.036	0.432	12	0.036	0.432
10	10	0.023	0.230			0.00	12	12	0.023	0.276			0.00
			0.00			0.00				0.00			0.00

National Health Mission, Assam

11-Fund allocated to Dhubri							12-Fund allocated to Dibrugarh						
2024-25				2025-26			2024-25				2025-26		
Fresh approval				Fresh approval			Fresh approval				Fresh approval		
Mesure of quantity/ Target	Quantity / Target	Avr. Unit Cost (In lakh)	Fin. Allocation (Rs. in lakh)	Quantity/ Target	Avr. Unit Cost (In lakh)	Fin. Allocation (Rs. in lakh)	Mesure of quantity/ Target	Quantity/ Target	Avr. Unit Cost (In lakh)	Fin. Allocation (Rs. in lakh)	Quantity/ Target	Avr. Unit Cost (In lakh)	Fin. Allocation (Rs. in lakh)
	2	0.463	0.93			0.00	2	2	0.463	0.93			0.00
			0.00			0.00				0.00			0.00
	17	0.026	0.45	17	0.026	0.45	20	20	0.026	0.52	20	0.026	0.52
	80		1.700	82		2.413		513		9.560	514		7.997
	0	0	0.00	0	0	0.00	0	0	0	0.00	0	0	0.00
	70	0.010	0.70	70	0.010	0.70	500	500	0.010	5.00	500	0	5.00
			0.00			0.00	1	1	3.360	3.36	1	1.440	1.44
			0.00			0.00				0.00			0.00
			0.00			0.00				0.00			0.00
	0	0.000	0.00	2	0.357	0.71	0.000	0.000	0.000	0.00	1	0.357	0.36
			0.00			0.00				0.00			0.00

National Health Mission, Assam

11-Fund allocated to Dhubri							12-Fund allocated to Dibrugarh						
2024-25			2025-26				2024-25			2025-26			
Fresh approval			Fresh approval				Fresh approval			Fresh approval			
Mesure of quantity/ Target	Quantity / Target	Avr. Unit Cost (In lakh)	Fin. Allocation (Rs. in lakh)	Quantity/ Target	Avr. Unit Cost (In lakh)	Fin. Allocation (Rs. in lakh)	Mesure of quantity/ Target	Quantity/ Target	Avr. Unit Cost (In lakh)	Fin. Allocation (Rs. in lakh)	Quantity/ Target	Avr. Unit Cost (In lakh)	Fin. Allocation (Rs. in lakh)
			0.00			0.00				0.00			0.00
			0.00			0.00				0.00			0.00
10	10	0.100	1.00	10	0.100	1.00	12	12	0.100	1.20	12	0.100	1.20
	129		45.67	119		45.22		571		62.11	558		59.35
	#####	70.336	153.289	33849.468	92.836	177.447		#####	41.720	78.714	#####	51.366	89.099
Nos	33182	0.0025	82.955	33845	0.0025	84.614	Nos	14798	0.0025	36.995	15094	0.0025	37.735
Nos	1	3.64	3.645				Nos	1	5.20	5.197	1	2.932	2.932
Nos							Nos						
Nos	1	50.50	50.497	1	76.21	76.212	Nos	1	14.85	14.851	1	18.06	18.062
Nos							Nos						

National Health Mission, Assam

11-Fund allocated to Dhubri							12-Fund allocated to Dibrugarh						
2024-25				2025-26			2024-25				2025-26		
Fresh approval				Fresh approval			Fresh approval				Fresh approval		
Measure of quantity/ Target	Quantity / Target	Avr. Unit Cost (In lakh)	Fin. Allocation (Rs. in lakh)	Quantity/ Target	Avr. Unit Cost (In lakh)	Fin. Allocation (Rs. in lakh)	Measure of quantity/ Target	Quantity/ Target	Avr. Unit Cost (In lakh)	Fin. Allocation (Rs. in lakh)	Quantity/ Target	Avr. Unit Cost (In lakh)	Fin. Allocation (Rs. in lakh)
Nos	1	1.02	1.020	1	1.02	1.020	Nos	1	1.24	1.240	1	1.24	1.240
Nos							Nos						
Nos	1	0.723	0.723	1	1.151	1.151	Nos	1	0.200	0.200	1	0.230	0.230
Nos	1	14.45	14.450	1	14.45	14.450	Nos	1	20.23	20.230	1	28.9	28.900
Nos							Nos						
Nos							Nos						
	83	27.18472	38.977	82	27.98872	39.281		65	42.6837	58.502	63	42.423702	57.982
Nos	1	18	18.000	1.000	18	18.000	Nos	1.000	26	26.000	1.000	26	26.000
Nos	14	0.2342857	3.280	14	0.23	3.280	Nos	8	0.47286	2.110	8	0.47	2.110
Nos	53	0.05	2.620	53	0.05	2.620	Nos	36	0.06	2.050	36	0.06	2.050
Nos	1	0.60	0.600	1	0.60	0.600	Nos	1	1.50	1.500	1	1.50	1.500
Nos							Nos						

National Health Mission, Assam

11-Fund allocated to Dhubri							12-Fund allocated to Dibrugarh						
2024-25				2025-26			2024-25				2025-26		
Fresh approval				Fresh approval			Fresh approval				Fresh approval		
Measure of quantity/ Target	Quantity / Target	Avr. Unit Cost (In lakh)	Fin. Allocation (Rs. in lakh)	Quantity/ Target	Avr. Unit Cost (In lakh)	Fin. Allocation (Rs. in lakh)	Measure of quantity/ Target	Quantity/ Target	Avr. Unit Cost (In lakh)	Fin. Allocation (Rs. in lakh)	Quantity/ Target	Avr. Unit Cost (In lakh)	Fin. Allocation (Rs. in lakh)
Nos							Nos						
Nos							Nos						
Nos							Nos						
Nos							Nos						
Nos of Batches	1	1.416	1.416	1	1.416	1.416	Nos of Batches	1	1.416	1.416	1	1.416	1.416
Nos of Batches	1	1.328	1.328	1	1.328	1.328	Nos of Batches	1	1.328	1.328	1	1.328	1.328

National Health Mission, Assam

11-Fund allocated to Dhubri							12-Fund allocated to Dibrugarh						
2024-25				2025-26			2024-25				2025-26		
Fresh approval				Fresh approval			Fresh approval				Fresh approval		
Measure of quantity/ Target	Quantity / Target	Avr. Unit Cost (In lakh)	Fin. Allocation (Rs. in lakh)	Quantity/ Target	Avr. Unit Cost (In lakh)	Fin. Allocation (Rs. in lakh)	Measure of quantity/ Target	Quantity/ Target	Avr. Unit Cost (In lakh)	Fin. Allocation (Rs. in lakh)	Quantity/ Target	Avr. Unit Cost (In lakh)	Fin. Allocation (Rs. in lakh)
Nos of Batches	1	1.304	1.304	2	2.608	2.608	Nos of Batches	1	1.304	1.304	1	1.304	1.304
Nos of Batches							Nos of Batches	2.000	3	6.628	2.000	4	7.108
Nos of Batches	3	2.694	8.082	3	2.694	8.082	Nos of Batches	4	2.694	10.776	4	2.694	10.776
Nos of Batches							Nos of Batches	1.000	2	2.240	1	2.24	2.240
Nos of Batches							Nos of Batches						
Nos of Batches							Nos of Batches						
Nos							Nos						
Nos							Nos						
Nos	1	0.332	0.332	1	0.332	0.332	Nos	1	1.1774	1.177	1	1.1774	1.177
Nos							Nos						
Nos	1	0.200	0.200	1	0.200	0.200	Nos	1.000	0.200	0.200	1.000	0.200	0.200
Nos	3	0.144	0.432	3	0.144	0.432	Nos	4	0.0975	0.390	4	0.0975	0.390

National Health Mission, Assam

11-Fund allocated to Dhubri							12-Fund allocated to Dibrugarh						
2024-25				2025-26			2024-25				2025-26		
Fresh approval				Fresh approval			Fresh approval				Fresh approval		
Measure of quantity/ Target	Quantity / Target	Avr. Unit Cost (In lakh)	Fin. Allocation (Rs. in lakh)	Quantity/ Target	Avr. Unit Cost (In lakh)	Fin. Allocation (Rs. in lakh)	Measure of quantity/ Target	Quantity/ Target	Avr. Unit Cost (In lakh)	Fin. Allocation (Rs. in lakh)	Quantity/ Target	Avr. Unit Cost (In lakh)	Fin. Allocation (Rs. in lakh)
	1	1.6894	1.689	1	1.6894	1.689		1	1.3458	1.346	1	1.3458	1.346
	2	14.496	14.496	2	14.125	14.125		2	24.496	28.496	2	28.125	28.125
Nos	1	4.0	4.000	1	4	4.000	Nos	1	14.0	18.000	1	18	18.000
Nos							Nos						
Nos							Nos						
Nos	1	10.496	10.496	1	10.125	10.125	Nos	1	10.496	10.496	1	10.125	10.125
Nos							Nos						
	1	25	25.000	1	25	25.000		1	60	60.000	1	60	60.000

National Health Mission, Assam

11-Fund allocated to Dhubri							12-Fund allocated to Dibrugarh						
2024-25				2025-26			2024-25				2025-26		
Fresh approval				Fresh approval			Fresh approval				Fresh approval		
Mesure of quantity/ Target	Quantity / Target	Avr. Unit Cost (In lakh)	Fin. Allocation (Rs. in lakh)	Quantity/ Target	Avr. Unit Cost (In lakh)	Fin. Allocation (Rs. in lakh)	Mesure of quantity/ Target	Quantity/ Target	Avr. Unit Cost (In lakh)	Fin. Allocation (Rs. in lakh)	Quantity/ Target	Avr. Unit Cost (In lakh)	Fin. Allocation (Rs. in lakh)
Nos	1	25	25.000	1	25	25.000	Nos	1	60	60.000	1	60	60.000
	1	4.33	4.330	1	4.33	4.330		1	9.47	9.470	1	9.47	9.470
Nos	1	4.33	4.330	1	4.33	4.330	Nos	1	9.47	9.470	1	9.47	9.470
	0	0	0.000	0	0	0.000		0	0	0.000	0	0	0.000
Nos							Nos						
	0	0	0	0	0	0		0	0	0	0	0	0
Nos							Nos						
	33292		248.189	33952		271.497		14891		244.338	15184		253.012
			196.47			197.45				145.67			145.74

National Health Mission, Assam

11-Fund allocated to Dhubri							12-Fund allocated to Dibrugarh						
2024-25				2025-26			2024-25				2025-26		
Fresh approval				Fresh approval			Fresh approval				Fresh approval		
Measure of quantity/ Target	Quantity / Target	Avr. Unit Cost (In lakh)	Fin. Allocation (Rs. in lakh)	Quantity/ Target	Avr. Unit Cost (In lakh)	Fin. Allocation (Rs. in lakh)	Measure of quantity/ Target	Quantity/ Target	Avr. Unit Cost (In lakh)	Fin. Allocation (Rs. in lakh)	Quantity/ Target	Avr. Unit Cost (In lakh)	Fin. Allocation (Rs. in lakh)
No. of DVS+RVS	1	12000.000	0.120	1	#####	0.120	No. of DVS+RVS	1	#####	0.120	1	12000.000	0.120
months	12	18000.000	2.160	12	#####	2.160	months	12	#####	2.160	12	18000.000	2.160
Urban Slum	358	625.000	2.237	358	625.000	2.237	Urban Slum	490	625.000	3.062	490	625.000	3.062
Underserved Session per Yr	48	2475.000	1.188	48	2475.000	1.188	Underserved Session per Yr	48	2475.000	1.188	48	2475.000	1.188
Expected Complete Imm, (upto 5 yrs)	41790	225.000	94.027	42215	225.000	94.984	Expected Complete Imm, (upto 5 yrs)	25768	225.000	57.978	25799	225.000	58.047

National Health Mission, Assam

11-Fund allocated to Dhubri							12-Fund allocated to Dibrugarh						
2024-25				2025-26			2024-25				2025-26		
Fresh approval				Fresh approval			Fresh approval				Fresh approval		
Measure of quantity/ Target	Quantity / Target	Avr. Unit Cost (In lakh)	Fin. Allocation (Rs. in lakh)	Quantity/ Target	Avr. Unit Cost (In lakh)	Fin. Allocation (Rs. in lakh)	Measure of quantity/ Target	Quantity/ Target	Avr. Unit Cost (In lakh)	Fin. Allocation (Rs. in lakh)	Quantity/ Target	Avr. Unit Cost (In lakh)	Fin. Allocation (Rs. in lakh)
No. of Batches	10	70934.000	7.136	10	#####	7.136	No. of Batches	11	#####	8.137	11	70934.000	8.137
BRIDGE Mtng Batch Number	20	18000.000	3.600	20	#####	3.600	BRIDGE Mtng Batch Number	30	#####	5.400	30	18000.000	5.400
RI/IMI Session Planned	372	900.000	3.351	372	900.000	3.351	RI/IMI Session Planned	420	900.000	3.777	420	900.000	3.777
Beneficiary Infant Target	42100	5.000	2.105	42500	4.994	2.122	Beneficiary Infant Target	25900	5.000	1.295	25900	5.000	1.295
Yearly No. of AVD (HtRA)	2745	200.000	5.490	2745	200.000	5.490	Yearly No. of AVD (HtRA)	2682	200.000	5.364	2682	200.000	5.364
Yearly No. of AVD for Very Hard to Reach Area	3354	450.000	15.093	3354	450.000	15.093	Yearly No. of AVD for Very Hard to Reach Area	345	450.000	1.553	345	450.000	1.553

National Health Mission, Assam

11-Fund allocated to Dhubri							12-Fund allocated to Dibrugarh						
2024-25				2025-26			2024-25				2025-26		
Fresh approval				Fresh approval			Fresh approval				Fresh approval		
Mesure of quantity/ Target	Quantity / Target	Avr. Unit Cost (In lakh)	Fin. Allocation (Rs. in lakh)	Quantity/ Target	Avr. Unit Cost (In lakh)	Fin. Allocation (Rs. in lakh)	Mesure of quantity/ Target	Quantity/ Target	Avr. Unit Cost (In lakh)	Fin. Allocation (Rs. in lakh)	Quantity/ Target	Avr. Unit Cost (In lakh)	Fin. Allocation (Rs. in lakh)
No. of Participants	29	600.000	0.172	29	600.000	0.172	No. of Participants	31	600.000	0.184	31	600.000	0.184
No. of Sub Centre & Plan. Unit	210	1200.000	2.520	210	1200.000	2.520	No. of Sub Centre & Plan. Unit	255	1200.000	3.060	255	1200.000	3.060
No. of Supervisory Visits planned yearly	938	384.280	3.606	938	384.280	3.606	No. of Supervisory Visits planned yearly	1151	384.280	4.422	1151	384.280	4.422
No. of PHC	7	13357.000	0.935	7	#####	0.935	No. of PHC	7	#####	0.935	7	13357.000	0.935
			23.19			23.19				18.49			18.49
No. of Beneficiary	266873	8.690	23.192	266873	8.690	23.192	No. of Beneficiary	193931	9.534	18.488	193931	9.534	18.488
	13		1.874	13		1.874		14		2.516	14		2.516

National Health Mission, Assam

11-Fund allocated to Dhubri							12-Fund allocated to Dibrugarh						
2024-25				2025-26			2024-25				2025-26		
Fresh approval				Fresh approval			Fresh approval				Fresh approval		
Mesure of quantity/ Target	Quantity / Target	Avr. Unit Cost (In lakh)	Fin. Allocation (Rs. in lakh)	Quantity/ Target	Avr. Unit Cost (In lakh)	Fin. Allocation (Rs. in lakh)	Mesure of quantity/ Target	Quantity/ Target	Avr. Unit Cost (In lakh)	Fin. Allocation (Rs. in lakh)	Quantity/ Target	Avr. Unit Cost (In lakh)	Fin. Allocation (Rs. in lakh)
0	7230	0.35	27.295	6509	0.3495	26.602	0	1940.25	0.336	16.64325	1896	0.0055	5.448
No of AHWDs	788	0.01	7.88	788	0.01	7.88							
No oc Club Meeting	990	0.0025	2.475	990	0.0025	2.475	No oc Club Meeting	480	0.0025	1.200	480	0.0025	1.200
No of PE selected	720	0.00050	0.360				No of PE selected	1416	0.00050	0.708			
No of AHWDs for mobilization of Adolecent	788	0.001	0.79	788	0.001	0.79							
No of PE	3932	0.003	11.796	3932	0.003	11.796	No of PE				1416	0.003	4.248
No of Batches	12	0.333	4.00	11	0.333	3.66	No of Batches	44	0.333	14.74			
0	0	0	0	0	0	0	0	29.3	0.49007	14.35912	0	0	0

National Health Mission, Assam

11-Fund allocated to Dhubri							12-Fund allocated to Dibrugarh						
2024-25				2025-26			2024-25				2025-26		
Fresh approval				Fresh approval			Fresh approval				Fresh approval		
Mesure of quantity/ Target	Quantity / Target	Avr. Unit Cost (In lakh)	Fin. Allocation (Rs. in lakh)	Quantity/ Target	Avr. Unit Cost (In lakh)	Fin. Allocation (Rs. in lakh)	Mesure of quantity/ Target	Quantity/ Target	Avr. Unit Cost (In lakh)	Fin. Allocation (Rs. in lakh)	Quantity/ Target	Avr. Unit Cost (In lakh)	Fin. Allocation (Rs. in lakh)
	7925		31.13	7204		30.44		2174		32.04	2100		6.48
0.000	2109	#DIV/0!	38.503	2244	#DIV/0!	41.376	0.000	3243	#DIV/0!	62.307	3532	#DIV/0!	67.941
Nos of Camp	29	0.150	4.350	31	0.150	4.650	Nos of Camp	33	0.150	4.950	34	0.150	5.100
	1230	0.026	32.028	1329	0.026	34.516		1898	0.028	54.077	2101	0.028	59.348
	850	0.002500	2.125	884	0.002500	2.210		1312	0.002500	3.280	1397	0.002500	3.493
		#DIV/0!			#DIV/0!				#DIV/0!			#DIV/0!	
		#DIV/0!			#DIV/0!				#DIV/0!			#DIV/0!	
		#DIV/0!			#DIV/0!				#DIV/0!			#DIV/0!	
		#DIV/0!			#DIV/0!				#DIV/0!			#DIV/0!	
		#DIV/0!			#DIV/0!				#DIV/0!			#DIV/0!	
		#DIV/0!			#DIV/0!				#DIV/0!			#DIV/0!	
		#DIV/0!			#DIV/0!				#DIV/0!			#DIV/0!	
		#DIV/0!			#DIV/0!				#DIV/0!			#DIV/0!	

National Health Mission, Assam

11-Fund allocated to Dhubri							12-Fund allocated to Dibrugarh						
2024-25			2025-26				2024-25			2025-26			
Fresh approval			Fresh approval				Fresh approval			Fresh approval			
Mesure of quantity/ Target	Quantity / Target	Avr. Unit Cost (In lakh)	Fin. Allocation (Rs. in lakh)	Quantity/ Target	Avr. Unit Cost (In lakh)	Fin. Allocation (Rs. in lakh)	Mesure of quantity/ Target	Quantity/ Target	Avr. Unit Cost (In lakh)	Fin. Allocation (Rs. in lakh)	Quantity/ Target	Avr. Unit Cost (In lakh)	Fin. Allocation (Rs. in lakh)
		#DIV/0!			#DIV/0!				#DIV/0!			#DIV/0!	
0.00	62	#DIV/0!	2.72	62	#DIV/0!	2.72	0.00	176	#DIV/0!	7.76	186	#DIV/0!	8.16
	2	0.160	0.320	2	0.160	0.320		6	0.160	0.960	6	0.160	0.960
	60	0.040	2.400	60	0.040	2.400		170	0.040	6.800	180	0.040	7.200
		#DIV/0!			#DIV/0!				#DIV/0!			#DIV/0!	
		#DIV/0!			#DIV/0!				#DIV/0!			#DIV/0!	
		#DIV/0!			#DIV/0!				#DIV/0!			#DIV/0!	
0.000	29657	#DIV/0!	48.277	32161	#DIV/0!	52.060	0.000	20038	#DIV/0!	35.953	21245	#DIV/0!	38.246
	36	0.050	1.800	40	0.050	2.000		10	0.050	0.500	12	0.050	0.600
	5896	0.0002	1.179	6662	0.0002	1.333		1529	0.0002	0.306	1592	0.0002	0.318
	10492	0.002	25.180	11017	0.002	26.440		8702	0.002	20.880	9136	0.002	21.930
	1369	0.003	4.110	1711	0.003	5.130		546	0.003	1.640	683	0.003	2.050
	10492	0.001	12.590	11017	0.001	13.220		8702	0.001	10.440	9136	0.001	10.960

National Health Mission, Assam

11-Fund allocated to Dhubri							12-Fund allocated to Dibrugarh						
2024-25				2025-26			2024-25				2025-26		
Fresh approval				Fresh approval			Fresh approval				Fresh approval		
Mesure of quantity/ Target	Quantity / Target	Avr. Unit Cost (In lakh)	Fin. Allocation (Rs. in lakh)	Quantity/ Target	Avr. Unit Cost (In lakh)	Fin. Allocation (Rs. in lakh)	Mesure of quantity/ Target	Quantity/ Target	Avr. Unit Cost (In lakh)	Fin. Allocation (Rs. in lakh)	Quantity/ Target	Avr. Unit Cost (In lakh)	Fin. Allocation (Rs. in lakh)
	1369	0.001	2.050	1711	0.002	2.570		546	0.002	0.820	683	0.001	1.020
		#DIV/0!			#DIV/0!				#DIV/0!			#DIV/0!	
		#DIV/0!			#DIV/0!				#DIV/0!			#DIV/0!	
	1	0.493	0.4925	1	0.493	0.4925		1	0.493	0.4925	1	0.493	0.4925
	2	0.438	0.875	2	0.438	0.875		2	0.438	0.875	2	0.438	0.875
		#DIV/0!			#DIV/0!				#DIV/0!			#DIV/0!	
		#DIV/0!			#DIV/0!				#DIV/0!			#DIV/0!	
		#DIV/0!			#DIV/0!				#DIV/0!			#DIV/0!	
		#DIV/0!			#DIV/0!				#DIV/0!			#DIV/0!	
0.000	50198	#DIV/0!	38.147	50662	#DIV/0!	38.507	0.000	12082	#DIV/0!	9.567	12192	#DIV/0!	9.647
	25098	0.000750	18.820	25330	0.000750	19.000		6040	0.000750	4.530	6095	0.000750	4.570
	25098	0.001	18.820	25330	0.001	19.000		6040	0.001	4.530	6095	0.001	4.570
		#DIV/0!			#DIV/0!				#DIV/0!			#DIV/0!	

National Health Mission, Assam

11-Fund allocated to Dhubri							12-Fund allocated to Dibrugarh						
2024-25			2025-26				2024-25			2025-26			
Fresh approval			Fresh approval				Fresh approval			Fresh approval			
Mesure of quantity/ Target	Quantity / Target	Avr. Unit Cost (In lakh)	Fin. Allocation (Rs. in lakh)	Quantity/ Target	Avr. Unit Cost (In lakh)	Fin. Allocation (Rs. in lakh)	Mesure of quantity/ Target	Quantity/ Target	Avr. Unit Cost (In lakh)	Fin. Allocation (Rs. in lakh)	Quantity/ Target	Avr. Unit Cost (In lakh)	Fin. Allocation (Rs. in lakh)
	1	0.174	0.1735	1	0.174	0.1735		1	0.174	0.1735	1	0.174	0.1735
	1	0.333	0.333	1	0.333	0.333		1	0.333	0.333	1	0.333	0.333
		#DIV/0!			#DIV/0!			#DIV/0!		#DIV/0!		#DIV/0!	
		#DIV/0!			#DIV/0!			#DIV/0!		#DIV/0!		#DIV/0!	
		#DIV/0!			#DIV/0!			#DIV/0!		#DIV/0!		#DIV/0!	
0.000	13347	#DIV/0!	45.428	13517	#DIV/0!	46.660	0.000	13864	#DIV/0!	53.884	14118	#DIV/0!	55.726
	1704	0.001	1.70	1789	0.001	1.79		2532	0.001	2.53	2659	0.001	2.66
	8000	0.001	8.000	8000	0.001	8.000		7500	0.001	7.500	7500	0.001	7.500
	1938	0.005	9.300	1938	0.005	9.300		1299	0.005	6.250	1299	0.005	6.250
	1704	0.013500	23.004	1789	0.013500	24.151		2532	0.013500	34.182	2659	0.013500	35.897
	1	3.420	3.420	1	3.420	3.420		1	3.420	3.420	1	3.420	3.420
		#DIV/0!			#DIV/0!			#DIV/0!		#DIV/0!		#DIV/0!	
		#DIV/0!			#DIV/0!			#DIV/0!		#DIV/0!		#DIV/0!	
		#DIV/0!			#DIV/0!			#DIV/0!		#DIV/0!		#DIV/0!	
0.000	0	#DIV/0!	0.000	0	#DIV/0!	0.000	0.000	0	#DIV/0!	0.000	0	#DIV/0!	0.000

National Health Mission, Assam

11-Fund allocated to Dhubri							12-Fund allocated to Dibrugarh						
2024-25			2025-26				2024-25			2025-26			
Fresh approval			Fresh approval				Fresh approval			Fresh approval			
Mesure of quantity/ Target	Quantity / Target	Avr. Unit Cost (In lakh)	Fin. Allocation (Rs. in lakh)	Quantity/ Target	Avr. Unit Cost (In lakh)	Fin. Allocation (Rs. in lakh)	Mesure of quantity/ Target	Quantity/ Target	Avr. Unit Cost (In lakh)	Fin. Allocation (Rs. in lakh)	Quantity/ Target	Avr. Unit Cost (In lakh)	Fin. Allocation (Rs. in lakh)
		#DIV/0!			#DIV/0!				#DIV/0!			#DIV/0!	
0.000	2	0.637	0.637	2	0.637	0.637	0.000	5	0.637	1.663	3	0.637	0.979
	1	0.295	0.295	1	0.295	0.295		1	0.295	0.295	1	0.295	0.295
	1	0.342	0.342	1	0.342	0.342		4	0.342	1.368	2	0.342	0.684
0.000	420	0.107	2.958	420	0.107	2.958	0.000	496	0.107	3.408	496	0.107	3.408
	6	0.020	0.12	6	0.020	0.12		6	0.020	0.12	6	0.020	0.12
	6	0.015	0.090	6	0.015	0.090		6	0.015	0.090	6	0.015	0.090
	6	0.030	0.18	6	0.030	0.18		6	0.030	0.18	6	0.030	0.18
	6	0.030	0.18	6	0.030	0.18		6	0.030	0.18	6	0.030	0.18
	198	0.0060101	1.190	198	0.006	1.190		236	0.00597	1.410	236	0.006	1.410

National Health Mission, Assam

11-Fund allocated to Dhubri							12-Fund allocated to Dibrugarh						
2024-25			2025-26				2024-25			2025-26			
Fresh approval			Fresh approval				Fresh approval			Fresh approval			
Mesure of quantity/ Target	Quantity / Target	Avr. Unit Cost (In lakh)	Fin. Allocation (Rs. in lakh)	Quantity/ Target	Avr. Unit Cost (In lakh)	Fin. Allocation (Rs. in lakh)	Mesure of quantity/ Target	Quantity/ Target	Avr. Unit Cost (In lakh)	Fin. Allocation (Rs. in lakh)	Quantity/ Target	Avr. Unit Cost (In lakh)	Fin. Allocation (Rs. in lakh)
	198	0.0060505	1.198	198	0.006	1.198		236	0.00605	1.428	236	0.006	1.428
0.000	8110	#DIV/0!	54.871	8426	#DIV/0!	54.218	0.000	12675	#DIV/0!	85.173	13344	#DIV/0!	87.494
	58	0.005	0.290	58	0.005	0.290		69	0.005	0.340	69	0.005	0.340
	144	0.005	0.720	144	0.005	0.720		144	0.005	0.720	144	0.005	0.720
	6723	0.005	33.620	7395	0.005	36.980		9397	0.005	46.980	10337	0.005	51.680
	631	0.010	6.310	679	0.010	6.790		2419	0.010	24.190	2627	0.010	26.270
		#DIV/0!			#DIV/0!				#DIV/0!			#DIV/0!	
	1	0.165	0.165	1	0.165	0.165		1	0.165	0.165	1	0.165	0.165
		#DIV/0!			#DIV/0!				#DIV/0!			#DIV/0!	
		#DIV/0!			#DIV/0!				#DIV/0!			#DIV/0!	
		#DIV/0!			#DIV/0!				#DIV/0!			#DIV/0!	
		#DIV/0!			#DIV/0!				#DIV/0!			#DIV/0!	

National Health Mission, Assam

11-Fund allocated to Dhubri							12-Fund allocated to Dibrugarh						
2024-25			2025-26				2024-25			2025-26			
Fresh approval			Fresh approval				Fresh approval			Fresh approval			
Mesure of quantity/ Target	Quantity / Target	Avr. Unit Cost (In lakh)	Fin. Allocation (Rs. in lakh)	Quantity/ Target	Avr. Unit Cost (In lakh)	Fin. Allocation (Rs. in lakh)	Mesure of quantity/ Target	Quantity/ Target	Avr. Unit Cost (In lakh)	Fin. Allocation (Rs. in lakh)	Quantity/ Target	Avr. Unit Cost (In lakh)	Fin. Allocation (Rs. in lakh)
	4	0.025	0.100	4	0.025	0.100		4	0.025	0.100	4	0.025	0.100
		#DIV/0!			#DIV/0!				#DIV/0!			#DIV/0!	
		#DIV/0!			#DIV/0!				#DIV/0!			#DIV/0!	
	396	0.004	1.584		#DIV/0!			472	0.004	1.888		#DIV/0!	
		#DIV/0!			#DIV/0!				#DIV/0!			#DIV/0!	
		#DIV/0!			#DIV/0!				#DIV/0!			#DIV/0!	
	1	0.423	0.4225	1	0.423	0.4225		1	0.423	0.4225	1	0.423	0.4225
	120	0.005	0.600	120	0.005	0.600		140	0.005	0.700	140	0.005	0.700
	5	0.360	1.800	5	0.360	1.800		4	0.360	1.440	4	0.360	1.440
		#DIV/0!			#DIV/0!				#DIV/0!			#DIV/0!	
		#DIV/0!			#DIV/0!				#DIV/0!			#DIV/0!	
		#DIV/0!			#DIV/0!				#DIV/0!			#DIV/0!	
		#DIV/0!			#DIV/0!				#DIV/0!			#DIV/0!	
		#DIV/0!			#DIV/0!				#DIV/0!			#DIV/0!	

National Health Mission, Assam

11-Fund allocated to Dhubri							12-Fund allocated to Dibrugarh						
2024-25				2025-26			2024-25				2025-26		
Fresh approval				Fresh approval			Fresh approval				Fresh approval		
Mesure of quantity/ Target	Quantity / Target	Avr. Unit Cost (In lakh)	Fin. Allocation (Rs. in lakh)	Quantity/ Target	Avr. Unit Cost (In lakh)	Fin. Allocation (Rs. in lakh)	Mesure of quantity/ Target	Quantity/ Target	Avr. Unit Cost (In lakh)	Fin. Allocation (Rs. in lakh)	Quantity/ Target	Avr. Unit Cost (In lakh)	Fin. Allocation (Rs. in lakh)
0	0	0	0	0	0	0	0	0	0	0	0	0	0
0	0	0	0	0	0	0	0	0	0	0	0	0	0
0	0	0	0	0	0	0	0	0	0	0	0	0	0
0	0	0	0	0	0	0	0	0	0	0	0	0	0
0	0	0	0	0	0	0	0	0	0	0	0	0	0
0	0	0	0	0	0	0	0	0	0	0	0	0	0
0.00	1783.00	200.00	3.57	1783.00	200.00	3.57	0.00	1309.00	200.00	2.62	1309.00	200.00	2.62
No of ASHA	1783	200.000	3.57	1783.000	200.000	3.57	No of ASHA	#####	200.000	2.62	1309.000	200	2.62
			0.00			0.00				0.00			0.00

National Health Mission, Assam

11-Fund allocated to Dhubri							12-Fund allocated to Dibrugarh						
2024-25				2025-26			2024-25				2025-26		
Fresh approval				Fresh approval			Fresh approval				Fresh approval		
Mesure of quantity/ Target	Quantity / Target	Avr. Unit Cost (In lakh)	Fin. Allocation (Rs. in lakh)	Quantity/ Target	Avr. Unit Cost (In lakh)	Fin. Allocation (Rs. in lakh)	Mesure of quantity/ Target	Quantity/ Target	Avr. Unit Cost (In lakh)	Fin. Allocation (Rs. in lakh)	Quantity/ Target	Avr. Unit Cost (In lakh)	Fin. Allocation (Rs. in lakh)
0.00	0.00	0.00	0.00	0.00	0.00	0.00	0.00	0.00	0.00	0.00	0.00	0.00	0.00
			0.0000			0.0000				0.0000			0.0000
0.00	1783.00	400.00	7.13	1783.00	400.00	7.13	0.00	1309.00	400.00	5.24	1309.00	400.00	5.24
			0.000			0.000				0.000			0.000
NO OF ASHA	1783	400.000	7.132	1783.000	400.000	7.13	NO OF ASHA	#####	400.000	5.236	1309.000	400.000	5.24
0.00	#####	106001.00	2.63	157456.00	#####	2.63	0.00	#####	#####	1.52	25418.00	127001.00	1.52
no of children	157455	1.000	1.575	157455	1.000	1.575	no of children	#####	1.000	0.254	#####	1.000	0.254
			0.000			0.000				0.000			0.000
			0.000			0.000				0.000			0.000

National Health Mission, Assam

11-Fund allocated to Dhubri							12-Fund allocated to Dibrugarh						
2024-25				2025-26			2024-25				2025-26		
Fresh approval				Fresh approval			Fresh approval				Fresh approval		
Mesure of quantity/ Target	Quantity / Target	Avr. Unit Cost (In lakh)	Fin. Allocation (Rs. in lakh)	Quantity/ Target	Avr. Unit Cost (In lakh)	Fin. Allocation (Rs. in lakh)	Mesure of quantity/ Target	Quantity/ Target	Avr. Unit Cost (In lakh)	Fin. Allocation (Rs. in lakh)	Quantity/ Target	Avr. Unit Cost (In lakh)	Fin. Allocation (Rs. in lakh)
			0.000			0.000				0.000			0.000
			0.000			0.000				0.000			0.000
no of district	1	106000.000	1.060	1	#####	1.060	no of district	1.000	#####	1.270	1.000	127000.000	1.270
	0	32000	0.32	1	32000	0.32	0	1	32000	0.32	1	32000	0.32
no of district	1	32000.000	0.320	1	#####	0.320	no of district	1	#####	0.320	1	32000.000	0.320
			40.2585			44.413				31.482			34.704
Per month	1783	0.003	5.349	1783	0.003	5.349	Per month	1309	0.003	4	1309	0.003	4
0.000	0	0.000	0.000	0.000	0.000	0	0	0.000	0.000	0	0.000	0	0.000
0.000	0	0.000	0.000	0.000	0.000	0	0	0.000	0.000	0	0.000	0	0.000
0.000	0	0.000	0.000	0.000	0.000	0	0	0.000	0.000	0	0.000	0	0.000

National Health Mission, Assam

11-Fund allocated to Dhubri							12-Fund allocated to Dibrugarh						
2024-25				2025-26			2024-25				2025-26		
Fresh approval				Fresh approval			Fresh approval				Fresh approval		
Measure of quantity/ Target	Quantity / Target	Avr. Unit Cost (In lakh)	Fin. Allocation (Rs. in lakh)	Quantity/ Target	Avr. Unit Cost (In lakh)	Fin. Allocation (Rs. in lakh)	Measure of quantity/ Target	Quantity/ Target	Avr. Unit Cost (In lakh)	Fin. Allocation (Rs. in lakh)	Quantity/ Target	Avr. Unit Cost (In lakh)	Fin. Allocation (Rs. in lakh)
0	0	0	0	0	0	0	0	0	0	0	0	0	0
0	0	0	0	0	0	0	0	0	0	0	0	0	0
Per District	2	0.030	0.060	2.000	0.030	0	Per District	2.000	0.030	0	2.000	0	0.060
0	0	0	0	0	0	0	0	0	0	0	0	0	0
per block	4	0.360	1.440	4.000	0.360	1.44	per block	4.000	0.360	1.44	4.000	0.36	1.440
Per District	2	0.780	1.560	2.000	0.780	1.56	Per District	2.000	0.780	1.56	2.000	1	1.560
0	0	0	0	0	0	0	0	0	0	0	0	0	0
0	18	9.5375	12.99	19	9.58	13.2825	0	18	9.5375	12.99	18	9.58	13.0325

National Health Mission, Assam

11-Fund allocated to Dhubri							12-Fund allocated to Dibrugarh						
2024-25				2025-26			2024-25				2025-26		
Fresh approval				Fresh approval			Fresh approval				Fresh approval		
Measure of quantity/ Target	Quantity / Target	Avr. Unit Cost (In lakh)	Fin. Allocation (Rs. in lakh)	Quantity/ Target	Avr. Unit Cost (In lakh)	Fin. Allocation (Rs. in lakh)	Measure of quantity/ Target	Quantity/ Target	Avr. Unit Cost (In lakh)	Fin. Allocation (Rs. in lakh)	Quantity/ Target	Avr. Unit Cost (In lakh)	Fin. Allocation (Rs. in lakh)
No. of MTS	3	0.02	0.06	3	0.02	0.06	No. of MTS	4	0.02	0.08	4	0.02	0.08
No. of Vehicle	1	0.60	0.60	1	0.65	0.65	No. of Vehicle	1	0.60	0.60	1	0.65	0.65
Month wise	12	0.10	1.20	12	0.10	1.20	Month wise	12	0.10	1.20	12	0.10	1.20
			23.22865			23.506				20.73655			21.073
case wise	25	0.003	0.08	25	0.003	0.08	case wise	27	0.003	0.08	27	0.003	0.08
Operational cost wise	7	0.375	2.625	7	0.375	2.625	Operational cost wise	8	0.375	3.000	8	0.375	3.000
In litres	250	0.0061	1.53	250	0.0061	1.53	In litres	300	0.0061	1.83	300	0.0061	1.83
Batchwise	2	0.35	0.70	2	0.35	0.70	Batchwise	2	0.35	0.70	2	0.35	0.70

National Health Mission, Assam

11-Fund allocated to Dhubri							12-Fund allocated to Dibrugarh						
2024-25				2025-26			2024-25				2025-26		
Fresh approval				Fresh approval			Fresh approval				Fresh approval		
Mesure of quantity/ Target	Quantity / Target	Avr. Unit Cost (In lakh)	Fin. Allocation (Rs. in lakh)	Quantity/ Target	Avr. Unit Cost (In lakh)	Fin. Allocation (Rs. in lakh)	Mesure of quantity/ Target	Quantity/ Target	Avr. Unit Cost (In lakh)	Fin. Allocation (Rs. in lakh)	Quantity/ Target	Avr. Unit Cost (In lakh)	Fin. Allocation (Rs. in lakh)
Districtwise	1	1.10	1.10	1	1.10	1.10	Districtwise	1	1.30	1.30	1	1.30	1.30
Districtwise	1	1.10	1.10	1	1.10	1.10	Districtwise	1	1.10	1.10	1	1.10	1.10
			4.900			4.900				8.910			8.910
District wise	1	0.25	0.250	1	0.25	0.250	District wise	1	0.84	0.840	1	0.84	0.840
											1	1.50	1.50
District wise	1	0.35	0.35	1	0.35	0.35	District wise	1	0.70	0.70	1	0.70	0.70
District wise	1	5.00	5.00				District wise	1	5.00	5.00			
District wise	1	0.10	0.10	1	0.10	0.10	District wise	1	0.10	0.10	1	0.10	0.10
District wise	1	1.00	1.00	1	1.00	1.00	District wise	1	1.50	1.50	1	1.50	1.50
District wise	1	0.50	0.50	1	0.50	0.50	District wise	1	0.50	0.50	1	0.50	0.50

National Health Mission, Assam

11-Fund allocated to Dhubri							12-Fund allocated to Dibrugarh						
2024-25				2025-26			2024-25				2025-26		
Fresh approval				Fresh approval			Fresh approval				Fresh approval		
Measure of quantity/ Target	Quantity / Target	Avr. Unit Cost (In lakh)	Fin. Allocation (Rs. in lakh)	Quantity/ Target	Avr. Unit Cost (In lakh)	Fin. Allocation (Rs. in lakh)	Measure of quantity/ Target	Quantity/ Target	Avr. Unit Cost (In lakh)	Fin. Allocation (Rs. in lakh)	Quantity/ Target	Avr. Unit Cost (In lakh)	Fin. Allocation (Rs. in lakh)
District	1	0.20	0.20	1	0.20	0.20	District	1	0.20	0.20	1	0.20	0.20
Distyric wise	1	1.5	1.50	1	1.5	1.50							
			8.900			3.900				8.840			5.340
			44.44			39.71				46.98			43.82
0	844	42.784	43.478	784	42.984	43.5855	0	1144	32.724	33.915	1074	32.724	33.772
Round	1	0.440	0.440	1	0.640	0.640							
Camp	1	0.100	0.100	1	0.100	0.100	Camp	2	0.200	0.200	2	0.200	0.200
No. of case	20	0.0025	0.050	15	0.0025	0.038	No. of case	70	0.0025	0.175	60	0.0025	0.150

National Health Mission, Assam

11-Fund allocated to Dhubri							12-Fund allocated to Dibrugarh						
2024-25				2025-26			2024-25				2025-26		
Fresh approval				Fresh approval			Fresh approval				Fresh approval		
Mesure of quantity/ Target	Quantity / Target	Avr. Unit Cost (In lakh)	Fin. Allocation (Rs. in lakh)	Quantity/ Target	Avr. Unit Cost (In lakh)	Fin. Allocation (Rs. in lakh)	Mesure of quantity/ Target	Quantity/ Target	Avr. Unit Cost (In lakh)	Fin. Allocation (Rs. in lakh)	Quantity/ Target	Avr. Unit Cost (In lakh)	Fin. Allocation (Rs. in lakh)
No. of case	6	0.004	0.024	6	0.004	0.024	No. of case	20	0.004	0.080	24	0.004	0.096
No. of case	14	0.006	0.084	9	0.006	0.054	No. of case	50	0.006	0.300	36	0.006	0.216
No. of case	500	0.0005	0.250	500	0.0005	0.250	No. of case	700	0.0005	0.350	700	0.0005	0.350
No. of ASHA	300	0.001	0.300	250	0.001	0.250	No. of ASHA	300	0.001	0.300	250	0.001	0.250
District	1	0.150	0.150	1	0.150	0.150	District	1	0.300	0.300	1	0.300	0.300
Round	1	42.080	42.080	1	42.080	42.080	Round	1	32.210	32.210	1	32.210	32.210
0	72	0.007	0.234	72	0.007	0.234	0	270	0.177	3.33	276	0.177	3.354
							Case	15	0.050	0.750	15	0.050	0.750
							Case	15	0.120	1.800	15	0.120	1.800
Foot wear	18	0.004	0.072	18	0.004	0.072	Foot wear	60	0.004	0.240	66	0.004	0.264
No. of Kits	54	0.003	0.162	54	0.003	0.162	No. of Kits	180	0.003	0.540	180	0.003	0.540
0.00	7.00	1.69	2.56	7.00	1.69	2.56	0.00	7.00	1.69	2.56	7.00	1.69	2.56
No. of batch	3	0.43	1.300	3	0.43	1.300	No. of batch	3	0.43	1.300	3	0.43	1.300

National Health Mission, Assam

11-Fund allocated to Dhubri							12-Fund allocated to Dibrugarh						
2024-25				2025-26			2024-25				2025-26		
Fresh approval				Fresh approval			Fresh approval				Fresh approval		
Measure of quantity/ Target	Quantity / Target	Avr. Unit Cost (In lakh)	Fin. Allocation (Rs. in lakh)	Quantity/ Target	Avr. Unit Cost (In lakh)	Fin. Allocation (Rs. in lakh)	Measure of quantity/ Target	Quantity/ Target	Avr. Unit Cost (In lakh)	Fin. Allocation (Rs. in lakh)	Quantity/ Target	Avr. Unit Cost (In lakh)	Fin. Allocation (Rs. in lakh)
No. of District	1	0.200	0.200	1	0.200	0.200	No. of District	1	0.200	0.200	1	0.200	0.200
No. of District	1	0.100	0.100	1	0.100	0.100	No. of District	1	0.100	0.100	1	0.100	0.100
District	1	0.600	0.600	1	0.600	0.600	District	1	0.600	0.600	1	0.600	0.600
District	1	0.360	0.360	1	0.360	0.360	District	1	0.360	0.360	1	0.360	0.360
	923		46.272	863		46.380		1421		39.805	1357		39.686
0	107917	6.94175	43.166	107917	6.94183	43.171	0	109430	7.07175	51.784	109430	7.07183	51.801

National Health Mission, Assam

11-Fund allocated to Dhubri							12-Fund allocated to Dibrugarh						
2024-25				2025-26			2024-25				2025-26		
Fresh approval				Fresh approval			Fresh approval				Fresh approval		
Measure of quantity/ Target	Quantity / Target	Avr. Unit Cost (In lakh)	Fin. Allocation (Rs. in lakh)	Quantity/ Target	Avr. Unit Cost (In lakh)	Fin. Allocation (Rs. in lakh)	Measure of quantity/ Target	Quantity/ Target	Avr. Unit Cost (In lakh)	Fin. Allocation (Rs. in lakh)	Quantity/ Target	Avr. Unit Cost (In lakh)	Fin. Allocation (Rs. in lakh)
No. of Patient	800	0.01	8.000	800	0.01	8.000	No. of Patient	1400	0.01	14.000	1400	0.01	14.000
	5000	0.00025	1.250	5000	0.00025	1.250		5500	0.00025	1.375	5500	0.00025	1.375
	98600	0.00010	9.860	98600	0.00010	9.860		98700	0.00010	9.870	98700	0.00010	9.870
			0.000			0.000				0.000			0.000
			0.000			0.000				0.000			0.000
			0.000			0.000				0.000			0.000
No. of DTC	1	0.500	0.500	1	0.500	0.500	No. of DTC	1	0.500	0.500	1	0.500	0.500
No. of DDS	1	0.200	0.200	1	0.200	0.200	No. of DDS	1	0.200	0.200	1	0.200	0.200
No of TU	5	0.200	1.000	5	0.200	1.000	No of TU	6	0.200	1.200	6	0.200	1.200
No. of DMC	14	0.05	0.700	14	0.05	0.700	No. of DMC	20	0.05	1.000	20	0.05	1.000
			0.000			0.000				0.000			0.000
			0.000			0.000				0.000			0.000
			0.000			0.000				0.000			0.000
No. of Machine	20	0.04	0.800	20	0.04	0.800	No. of Machine	20	0.04	0.800	20	0.04	0.800
			0.000			0.000				0.000			0.000
No. of Str	1	0.515	0.515	1	0.515	0.515	No. of Str	1	0.515	0.515	1	0.515	0.515

National Health Mission, Assam

11-Fund allocated to Dhubri							12-Fund allocated to Dibrugarh						
2024-25				2025-26			2024-25				2025-26		
Fresh approval				Fresh approval			Fresh approval				Fresh approval		
Mesure of quantity/ Target	Quantity / Target	Avr. Unit Cost (In lakh)	Fin. Allocation (Rs. in lakh)	Quantity/ Target	Avr. Unit Cost (In lakh)	Fin. Allocation (Rs. in lakh)	Mesure of quantity/ Target	Quantity/ Target	Avr. Unit Cost (In lakh)	Fin. Allocation (Rs. in lakh)	Quantity/ Target	Avr. Unit Cost (In lakh)	Fin. Allocation (Rs. in lakh)
			0.000			0.000				0.000			0.000
No. of items	3300	0.00238	7.854	3300	0.00238	7.850	No. of items	3500	0.00238	8.330	3500	0.00238	8.330
			0.000			0.000				0.000			0.000
			0.000			0.000				0.000			0.000
No. of Batches	1	2.36	2.360	1	2.36	2.360	No. of Batches	1	2.36	2.360	1	2.36	2.360
No of Participants	35	0.0055	0.193	35	0.006	0.193	No of Participants	42	0.0055	0.231	42	0.006	0.231
No ofCHOs	112	0.01352	1.5142	112	0.0136	1.523	No ofCHOs	211	0.01352	2.8527	211	0.0136	2.870
			0.000			0.000				0.000			0.000
			0.000			0.000				0.000			0.000
No.of Meeting	1	0.400	0.400	1	0.400	0.400	No.of Meeting	1	0.400	0.400	1	0.400	0.400
No. of workshop	1	0.520	0.520	1	0.520	0.520	No. of workshop	1	0.650	0.650	1	0.650	0.650
			0.000			0.000				0.000			0.000
			0.000			0.000				0.000			0.000
No. of Meeting	4	0.025	0.100	4	0.025	0.100	No. of Meeting	4	0.025	0.100	4	0.025	0.100

National Health Mission, Assam

11-Fund allocated to Dhubri							12-Fund allocated to Dibrugarh						
2024-25				2025-26			2024-25				2025-26		
Fresh approval				Fresh approval			Fresh approval				Fresh approval		
Mesure of quantity/ Target	Quantity / Target	Avr. Unit Cost (In lakh)	Fin. Allocation (Rs. in lakh)	Quantity/ Target	Avr. Unit Cost (In lakh)	Fin. Allocation (Rs. in lakh)	Mesure of quantity/ Target	Quantity/ Target	Avr. Unit Cost (In lakh)	Fin. Allocation (Rs. in lakh)	Quantity/ Target	Avr. Unit Cost (In lakh)	Fin. Allocation (Rs. in lakh)
No. of Items	1	1.400	1.400	1	1.400	1.400	No. of Items	1	1.400	1.400	1	1.400	1.400
			0.000			0.000				0.000			0.000
			0.000			0.000				0.000			0.000
			0.000			0.000				0.000			0.000
No of Visit			0.000			0.000	No of Visit			0.000			0.000
No of Visit	8	0.6	4.800	8	0.600	4.800	No of Visit	8	0.6	4.800	8	0.600	4.800
Lumpsum	12	0.100	1.2000	12	0.100	1.200	Lumpsum	12	0.100	1.2000	12	0.100	1.200
0	2873	0.0805	72.175	2873	0.0805	72.175	0	5181	0.0805	124.600	5181	0.0805	124.600
No of Patient	2262	0.03	67.8600	2262	0.03	67.860	No of Patient	4000	0.03	120.0000	4000	0.03	120.000
No of Patient	81	0.05	4.0500	81	0.05	4.050	No of Patient	81	0.05	4.0500	81	0.05	4.050

National Health Mission, Assam

11-Fund allocated to Dhubri							12-Fund allocated to Dibrugarh						
2024-25				2025-26			2024-25				2025-26		
Fresh approval				Fresh approval			Fresh approval				Fresh approval		
Measure of quantity/ Target	Quantity / Target	Avr. Unit Cost (In lakh)	Fin. Allocation (Rs. in lakh)	Quantity/ Target	Avr. Unit Cost (In lakh)	Fin. Allocation (Rs. in lakh)	Measure of quantity/ Target	Quantity/ Target	Avr. Unit Cost (In lakh)	Fin. Allocation (Rs. in lakh)	Quantity/ Target	Avr. Unit Cost (In lakh)	Fin. Allocation (Rs. in lakh)
No of Patient	530	0.0005	0.2650	530	0.0005	0.265	No of Patient	1100	0.0005	0.5500	1100	0.0005	0.550
0	480	0.015	2.400	480	0.015	2.400	0	1202	1.515	7.505	1202	1.515	7.505
No of Patient	350	0.005	1.7500	350	0.005	1.750	No of Patient	650	0.005	3.2500	650	0.005	3.250
No of Patient	90	0.005	0.4500	90	0.005	0.450	No of Patient	150	0.005	0.7500	150	0.005	0.750
							No. of Scheme	1	1.5	1.5000	1	1.5	1.500
No of Patient	40	0.005	0.2000	40	0.005	0.200	No of Patient	401	0.005	2.0050	401	0.005	2.005

National Health Mission, Assam

11-Fund allocated to Dhubri							12-Fund allocated to Dibrugarh						
2024-25				2025-26			2024-25				2025-26		
Fresh approval				Fresh approval			Fresh approval				Fresh approval		
Measure of quantity/ Target	Quantity / Target	Avr. Unit Cost (In lakh)	Fin. Allocation (Rs. in lakh)	Quantity/ Target	Avr. Unit Cost (In lakh)	Fin. Allocation (Rs. in lakh)	Measure of quantity/ Target	Quantity/ Target	Avr. Unit Cost (In lakh)	Fin. Allocation (Rs. in lakh)	Quantity/ Target	Avr. Unit Cost (In lakh)	Fin. Allocation (Rs. in lakh)
0	1507	0.0551	28.353	1507	0.0551	28.353	0	1793	0.0551	25.611	1793	0.0551	25.611
No of Patient	1085	0.025	27.1250	1085	0.025	27.125	No of Patient	930	0.025	23.2500	930	0.025	23.250
No of Participants	5	0.0176	0.0880	5	0.0176	0.088	No of Participants	6	0.0176	0.1056	6	0.0176	0.106
No of Participants	13	0.01	0.1300	13	0.01	0.130	No of Participants	15	0.01	0.1500	15	0.01	0.150
No of Patients	404	0.0025	1.0100	404	0.0025	1.010	No of Patients	842	0.0025	2.1050	842	0.0025	2.105

National Health Mission, Assam

11-Fund allocated to Dhubri							12-Fund allocated to Dibrugarh						
2024-25				2025-26			2024-25				2025-26		
Fresh approval				Fresh approval			Fresh approval				Fresh approval		
Mesure of quantity/ Target	Quantity / Target	Avr. Unit Cost (In lakh)	Fin. Allocation (Rs. in lakh)	Quantity/ Target	Avr. Unit Cost (In lakh)	Fin. Allocation (Rs. in lakh)	Mesure of quantity/ Target	Quantity/ Target	Avr. Unit Cost (In lakh)	Fin. Allocation (Rs. in lakh)	Quantity/ Target	Avr. Unit Cost (In lakh)	Fin. Allocation (Rs. in lakh)
	1092		2.950	1092		2.950		1309		3.500	1309		3.500
No of activity	92	0.030	2.750	92	0.030	2.750	No of activity	109	0.030	3.260	109	0.030	3.260
No. of poster	1000	0.0002	0.200	1000	0.0002	0.200	No. of poster	1200	0.0002	0.240	1200	0.0002	0.240
#VALUE!	3	3.312	3.812	3	3.312	3.812	#VALUE!	3	3.312	3.812	3	3.312	3.812
No of activity	2	0.5	1.000	2	0.5	1.000	No of activity	2	0.5	1.000	2	0.5	1.000
No of Batches	1	2.812	2.812	1	2.812	2.812	No of Batches	1	2.812	2.812	1	2.812	2.812

National Health Mission, Assam

11-Fund allocated to Dhubri							12-Fund allocated to Dibrugarh						
2024-25			2025-26				2024-25			2025-26			
Fresh approval			Fresh approval				Fresh approval			Fresh approval			
Mesure of quantity/ Target	Quantity / Target	Avr. Unit Cost (In lakh)	Fin. Allocation (Rs. in lakh)	Quantity/ Target	Avr. Unit Cost (In lakh)	Fin. Allocation (Rs. in lakh)	Mesure of quantity/ Target	Quantity/ Target	Avr. Unit Cost (In lakh)	Fin. Allocation (Rs. in lakh)	Quantity/ Target	Avr. Unit Cost (In lakh)	Fin. Allocation (Rs. in lakh)
#VALUE!	114407	10.467	155.456	114407	10.467	155.461	#VALUE!	119675	12.847	221.261	119675	12.847	221.278
0	0	0	0	0	0	0	0	0	0	0	0	0	0
0	1	0.15	0.15	1	0.15	0.15	0	1	0.15	0.15	1	0.15	0.15

National Health Mission, Assam

11-Fund allocated to Dhubri							12-Fund allocated to Dibrugarh						
2024-25				2025-26			2024-25				2025-26		
Fresh approval				Fresh approval			Fresh approval				Fresh approval		
Mesure of quantity/ Target	Quantity / Target	Avr. Unit Cost (In lakh)	Fin. Allocation (Rs. in lakh)	Quantity/ Target	Avr. Unit Cost (In lakh)	Fin. Allocation (Rs. in lakh)	Mesure of quantity/ Target	Quantity/ Target	Avr. Unit Cost (In lakh)	Fin. Allocation (Rs. in lakh)	Quantity/ Target	Avr. Unit Cost (In lakh)	Fin. Allocation (Rs. in lakh)
			0.00			0.00				0.00			0.00
			0.00			0.00				0.00			0.00
			261.52			255.20				326.28			321.06
In nos.	1800	0.01	9.00	1800	0.01	9.00	In nos.	2500	0.01	12.50	2500	0.01	12.50
In nos.	2500	0.02	28.00	2500	0.02	28.00	In nos.	6500	0.02	98.00	7000	0.02	98.00
0.000	0	0	0	0	0	0	0.000	0	0	0	0	0	0
0	0	0.00	0.00	0.000	0.000	0	0	0	0.00	0.00	0.000	0	0.000
0	0	0.00	0.00	0	0.00	0.00	In nos.	10	7.50	0.75	10	7.50	0.75
0	0	0.00	0.00	0	0.00	0.00	0	0	0.00	0.00	0	0.00	
0	0	0.00	0.00	0	0.00	0.00	In nos.	50	0.01	0.50	50	0.01	0.50

National Health Mission, Assam

11-Fund allocated to Dhubri							12-Fund allocated to Dibrugarh						
2024-25				2025-26			2024-25				2025-26		
Fresh approval				Fresh approval			Fresh approval				Fresh approval		
Mesure of quantity/ Target	Quantity / Target	Avr. Unit Cost (In lakh)	Fin. Allocation (Rs. in lakh)	Quantity/ Target	Avr. Unit Cost (In lakh)	Fin. Allocation (Rs. in lakh)	Mesure of quantity/ Target	Quantity/ Target	Avr. Unit Cost (In lakh)	Fin. Allocation (Rs. in lakh)	Quantity/ Target	Avr. Unit Cost (In lakh)	Fin. Allocation (Rs. in lakh)
In nos.	500	0.00	0.00	500	0.00	0.00	In nos.	1444	0.00	0.00	1444	0.00	0.00
In nos.	1200	0.00	0.00	1200	0.00	0.00	In nos.	3600	0.00	0.00	3600	0.00	0.00
0	0	0.00	0.00	0	0.00	0.00	0	0	0.00	0.00	0	0.00	0.00
0	0	0.00	0.00	0	0.00	0.00	0	0	0.00	0.00	0	0.00	0.00
0	1	0.30	0.30	1	0.30	0.30	0	1	0.80	0.80	1	0.80	0.80
	6001		37.30	6001		37.30		14105		112.55	14605		112.55
per district	1	2.76	2.76	1	2.76	2.76	per district	1	5.22	5.22	1	5.22	5.22
							per district	1	1.00	1.00	1	1.00	1.00
per district	1	0.10	0.10	1	0.10	0.10	per district	1	0.10	0.10	1	0.10	0.10
per district				1.000	0.2655	0.266	per district	4.000	0.2655	1.062	4.000	0.2655	1.062

National Health Mission, Assam

11-Fund allocated to Dhubri							12-Fund allocated to Dibrugarh						
2024-25				2025-26			2024-25				2025-26		
Fresh approval				Fresh approval			Fresh approval				Fresh approval		
Mesure of quantity/ Target	Quantity / Target	Avr. Unit Cost (In lakh)	Fin. Allocation (Rs. in lakh)	Quantity/ Target	Avr. Unit Cost (In lakh)	Fin. Allocation (Rs. in lakh)	Mesure of quantity/ Target	Quantity/ Target	Avr. Unit Cost (In lakh)	Fin. Allocation (Rs. in lakh)	Quantity/ Target	Avr. Unit Cost (In lakh)	Fin. Allocation (Rs. in lakh)
per district	1	0.12	0.12	1	0.12	0.12	per district	1	0.12	0.12	1	0.12	0.12
per district	1	1.111	1.11	1	1.16	1.16	per district	1	1.27	1.27	1	1.32	1.32
per district	1	0.25	0.25	1	0.25	0.25	per district	1	0.25	0.25	1	0.25	0.25
	5		4.34	6		4.655		10		9.02	10		9.0674
0	1.00	0.75	0.75	1	0.75	0.75	0	1.00	0.75	0.75	1	0.75	0.75
Per District	1	0.75	0.75	1	0.75	0.75	Per District	1	0.75	0.75	1	0.75	0.75

National Health Mission, Assam

11-Fund allocated to Dhubri							12-Fund allocated to Dibrugarh						
2024-25				2025-26			2024-25				2025-26		
Fresh approval				Fresh approval			Fresh approval				Fresh approval		
Mesure of quantity/ Target	Quantity / Target	Avr. Unit Cost (In lakh)	Fin. Allocation (Rs. in lakh)	Quantity/ Target	Avr. Unit Cost (In lakh)	Fin. Allocation (Rs. in lakh)	Mesure of quantity/ Target	Quantity/ Target	Avr. Unit Cost (In lakh)	Fin. Allocation (Rs. in lakh)	Quantity/ Target	Avr. Unit Cost (In lakh)	Fin. Allocation (Rs. in lakh)
0	2.00	-	-	2	-	-	0	2.00	-	-	2	-	-
Per District	1	-	-	1	-	-	Per District	1	-	-	1	-	-
Per District	1	-	-	1	-	-	Per District	1	-	-	1	-	-
	3		0.75	3		0.75		3		0.75	3		0.75
Month wise	12	0.045	0.54	12	0.045	0.54	Month wise	12	0.045	0.54	12	0.045	0.54
Batchwise	1	0.25	0.25	1	0.25	0.25	Batchwise	1	0.25	0.25	1	0.25	0.25
Districtwise	1	0.75	0.75	1	0.75	0.75	Districtwise	1	1.00	1.00	1	1.00	1.00

National Health Mission, Assam

11-Fund allocated to Dhubri							12-Fund allocated to Dibrugarh						
2024-25				2025-26			2024-25				2025-26		
Fresh approval				Fresh approval			Fresh approval				Fresh approval		
Measure of quantity/ Target	Quantity / Target	Avr. Unit Cost (In lakh)	Fin. Allocation (Rs. in lakh)	Quantity/ Target	Avr. Unit Cost (In lakh)	Fin. Allocation (Rs. in lakh)	Measure of quantity/ Target	Quantity/ Target	Avr. Unit Cost (In lakh)	Fin. Allocation (Rs. in lakh)	Quantity/ Target	Avr. Unit Cost (In lakh)	Fin. Allocation (Rs. in lakh)
College wise	4	0.05	0.20	4	0.05	0.20	College wise	4	0.05	0.20	4	0.05	0.20
Batchwise	1	0.25	0.25	1	0.25	0.25	Batchwise	1	0.25	0.25	1	0.25	0.25
District wise	0	0.25	0.00	0	0.25	0.00	District wise	0	0.25	0.00	0	0.25	0.00

National Health Mission, Assam

11-Fund allocated to Dhubri							12-Fund allocated to Dibrugarh						
2024-25				2025-26			2024-25				2025-26		
Fresh approval				Fresh approval			Fresh approval				Fresh approval		
Measure of quantity/ Target	Quantity / Target	Avr. Unit Cost (In lakh)	Fin. Allocation (Rs. in lakh)	Quantity/ Target	Avr. Unit Cost (In lakh)	Fin. Allocation (Rs. in lakh)	Measure of quantity/ Target	Quantity/ Target	Avr. Unit Cost (In lakh)	Fin. Allocation (Rs. in lakh)	Quantity/ Target	Avr. Unit Cost (In lakh)	Fin. Allocation (Rs. in lakh)
Batchwise	1	0.25	0.25	1	0.25	0.25	Batchwise	1	0.25	0.25	1	0.25	0.25
No. of survey	0	0.20	0.00	0	0.20	0.00	No. of survey	0	0.20	0.00	0	0.20	0.00
	20		2.24	20		2.24		20		2.49	20		2.49
-	-	-	-	-	-	-	-	-	-	-	-	-	-
Per Unit	0	-	-	0	-	-	Per Unit	0	-	-	0	-	-
Per Unit	0	-	-	0	-	-	Per Unit	0	-	-	0	-	-
Per Unit	0	-	-	0	-	-	Per Unit	0	-	-	0	-	-
-	-	-	-	-	-	-	-	-	-	-	-	-	-
Per Unit	0	-	-	0	-	-	Per Unit	0	-	-	0	-	-
Per Unit	0	-	-	0	-	-	Per Unit	0	-	-	0	-	-
Per Unit	0	-	-	0	-	-	Per Unit	0	-	-	0	-	-

National Health Mission, Assam

11-Fund allocated to Dhubri							12-Fund allocated to Dibrugarh						
2024-25				2025-26			2024-25				2025-26		
Fresh approval				Fresh approval			Fresh approval				Fresh approval		
Measure of quantity/ Target	Quantity / Target	Avr. Unit Cost (In lakh)	Fin. Allocation (Rs. in lakh)	Quantity/ Target	Avr. Unit Cost (In lakh)	Fin. Allocation (Rs. in lakh)	Measure of quantity/ Target	Quantity/ Target	Avr. Unit Cost (In lakh)	Fin. Allocation (Rs. in lakh)	Quantity/ Target	Avr. Unit Cost (In lakh)	Fin. Allocation (Rs. in lakh)
Per Unit	0	-	-	0	-	-	Per Unit	0	-	-	0	-	-
Per Unit	0	-	-	0	-	-	Per Unit	0	-	-	0	-	-
Per Unit	0	-	-	0	-	-	Per Unit	0	-	-	0	-	-
Per Unit	1	1.24	1.24	1	1.24	1.24	Per Unit	1	1.24	1.24	1	1.24	1.24
Per Unit	1	1.36	1.36	1	1.36	1.36	Per Unit	1	1.36	1.36	1	1.36	1.36
Per Unit	0	-	-	0	-	-	Per Unit	0	-	-	0	-	-
Per Unit	0	-	-	0	-	-	Per Unit	0	-	-	0	-	-
Per Unit	0	-	-	0	-	-	Per Unit	0	-	-	0	-	-
Per Unit	0	-	-	0	-	-	Per Unit	0	-	-	0	-	-
Per Unit	-	-	-	-	-	-	Per Unit	-	-	-	-	-	-
Per Unit	0	-	-	0	-	-	Per Unit	0	-	-	0	-	-

National Health Mission, Assam

11-Fund allocated to Dhubri							12-Fund allocated to Dibrugarh						
2024-25				2025-26			2024-25				2025-26		
Fresh approval				Fresh approval			Fresh approval				Fresh approval		
Measure of quantity/ Target	Quantity / Target	Avr. Unit Cost (In lakh)	Fin. Allocation (Rs. in lakh)	Quantity/ Target	Avr. Unit Cost (In lakh)	Fin. Allocation (Rs. in lakh)	Measure of quantity/ Target	Quantity/ Target	Avr. Unit Cost (In lakh)	Fin. Allocation (Rs. in lakh)	Quantity/ Target	Avr. Unit Cost (In lakh)	Fin. Allocation (Rs. in lakh)
No of IEC materials	0	0.008	0.000	0	0.008	0.000	No of IEC materials	0	0.008	0.000	0	0.008	0.000
per District/State	0	0.344	0.000	0	0.344	0.000	per District/State	0	0.344	0.000	0	0.344	0.000
No of VHNSC	0	0.000	0.000	0	0.000	0.000	No of VHNSC	0	0.000	0.000	0	0.000	0.000
No. Of Batch	2	0.250	0.500	2	0.250	0.500	No. Of Batch	2	0.250	0.500	2	0.250	0.500

National Health Mission, Assam

11-Fund allocated to Dhubri							12-Fund allocated to Dibrugarh						
2024-25				2025-26			2024-25				2025-26		
Fresh approval				Fresh approval			Fresh approval				Fresh approval		
Measure of quantity/ Target	Quantity / Target	Avr. Unit Cost (In lakh)	Fin. Allocation (Rs. in lakh)	Quantity/ Target	Avr. Unit Cost (In lakh)	Fin. Allocation (Rs. in lakh)	Measure of quantity/ Target	Quantity/ Target	Avr. Unit Cost (In lakh)	Fin. Allocation (Rs. in lakh)	Quantity/ Target	Avr. Unit Cost (In lakh)	Fin. Allocation (Rs. in lakh)
Per HI	0	0.000	0.000	0	0.000	0.000	Per HI	0	0.000	0.000	0	0.000	0.000
Per HI	0	0.000	0.000	0	0.000	0.000	Per HI	0	0.000	0.000	0	0.000	0.000
Per HI	0	0.000	0.000	0	0.000	0.000	Per HI	0	0.000	0.000	0	0.000	0.000
Per HI	0	0.000	0.000	0	0.000	0.000	Per HI	0	0.000	0.000	0	0.000	0.000
Per HI	0	0.000	0.000	0	0.000	0.000	Per HI	0	0.000	0.000	0	0.000	0.000

National Health Mission, Assam

11-Fund allocated to Dhubri							12-Fund allocated to Dibrugarh						
2024-25				2025-26			2024-25				2025-26		
Fresh approval				Fresh approval			Fresh approval				Fresh approval		
Measure of quantity/ Target	Quantity / Target	Avr. Unit Cost (In lakh)	Fin. Allocation (Rs. in lakh)	Quantity/ Target	Avr. Unit Cost (In lakh)	Fin. Allocation (Rs. in lakh)	Measure of quantity/ Target	Quantity/ Target	Avr. Unit Cost (In lakh)	Fin. Allocation (Rs. in lakh)	Quantity/ Target	Avr. Unit Cost (In lakh)	Fin. Allocation (Rs. in lakh)
Pert Facility	0	0.000	0.000	0	0.000	0.000	Pert Facility	0	0.000	0.000	0	0.000	0.000
Pert Facility	0	0.000	0.000	0	0.000	0.000	Pert Facility	0	0.000	0.000	0	0.000	0.000
No of HF	0	0.100	0.000	0	0.100	0.000	No of HF	0	0.100	0.000	0	0.100	0.000
per equipment	0	2.500	0.000	0	2.500	0.000	per equipment	0	2.500	0.000	0	2.500	0.000
Per state & district	1	0.080	0.080	1	0.080	0.080	Per state & district	1	0.080	0.080	1	0.080	0.080
per workshop	0	0.000	0.000	0	0.000	0.000	per workshop	0	0.000	0.000	0	0.000	0.000

National Health Mission, Assam

11-Fund allocated to Dhubri							12-Fund allocated to Dibrugarh						
2024-25				2025-26			2024-25				2025-26		
Fresh approval				Fresh approval			Fresh approval				Fresh approval		
Measure of quantity/ Target	Quantity / Target	Avr. Unit Cost (In lakh)	Fin. Allocation (Rs. in lakh)	Quantity/ Target	Avr. Unit Cost (In lakh)	Fin. Allocation (Rs. in lakh)	Measure of quantity/ Target	Quantity/ Target	Avr. Unit Cost (In lakh)	Fin. Allocation (Rs. in lakh)	Quantity/ Target	Avr. Unit Cost (In lakh)	Fin. Allocation (Rs. in lakh)
	5	0.060	0.300	5	0.060	0.300		10	0.060	0.600	10	0.060	0.600
	2	0.080	0.160	2	0.080	0.160		4	0.080	0.320	4	0.080	0.320
	82	0.0025	0.205	82	0.0025	0.205		164	0.0025	0.410	164	0.0025	0.410

National Health Mission, Assam

11-Fund allocated to Dhubri							12-Fund allocated to Dibrugarh						
2024-25				2025-26			2024-25				2025-26		
Fresh approval				Fresh approval			Fresh approval				Fresh approval		
Measure of quantity/ Target	Quantity / Target	Avr. Unit Cost (In lakh)	Fin. Allocation (Rs. in lakh)	Quantity/ Target	Avr. Unit Cost (In lakh)	Fin. Allocation (Rs. in lakh)	Measure of quantity/ Target	Quantity/ Target	Avr. Unit Cost (In lakh)	Fin. Allocation (Rs. in lakh)	Quantity/ Target	Avr. Unit Cost (In lakh)	Fin. Allocation (Rs. in lakh)
								2	1.750	3.500	2	1.750	3.500
	1	1.000	1.000	1	1.000	1.000							
	55	0.050	2.750	55	0.050	2.750		60	0.050	3.000	60	0.050	3.000
	13774		32.50	14044		32.56		36579		37.23	37303		38.35

National Health Mission, Assam

13-Fund allocated to Dima Hassao							14-Fund allocated to Goalpara						
2024-25				2025-26			2024-25				2025-26		
Fresh approval				Fresh approval			Fresh approval				Fresh approval		
Measure of quantity/ Target	Quantity/ Target	Avr. Unit Cost (In lakh)	Fin. Allocation (Rs. in lakh)	Quantity / Target	Avr. Unit Cost (In lakh)	Fin. Allocation (Rs. in lakh)	Measure of quantity/ Target	Quantity/ Target	Avr. Unit Cost (In lakh)	Fin. Allocation (Rs. in lakh)	Quantity/ Target	Avr. Unit Cost (In lakh)	Fin. Allocation (Rs. in lakh)
0	2189	0	1.09	2553	0	1.28	0	4464	0	2.23	5207	0	2.60
No. of VHSND session	2189	0.0005	1.09	2553	0.0005	1.28	No. of VHSND session	4464	0.0005	2.23	5207	0.0005	2.60
			0.00			0.00				0.00			0.00
	0		0.00	0	0	0.00		0		0.00	0	0	0.00
	0	0.000	0.00	0	0.00	0.00		0	0.000	0.00	0	0.00	0.00
	0	0.000	0.00	0	0.00	0.00		0	0.000	0.00	0	0.00	0.00
	0	0.000	0.00	0	0.00	0.00		0	0.000	0.00	0	0.00	0.00
	1933	14.25	39.64	1933	13.23	38.62		17464	137.64	377.77	17464	128.03	368.16
No of Home Deliveries	138	0.005	0.69	138	0.005	0.69	No of Home Deliveries	91	0.005	0.46	91	0.005	0.46
No of Istitutional Deliveires (Rural)	1702	0.014	23.83	1702	0.014	23.83	No of Istitutional Deliveires (Rural)	16501	0.014	231.01	16501	0.014	231.01

National Health Mission, Assam

13-Fund allocated to Dima Hassao							14-Fund allocated to Goalpara						
2024-25				2025-26			2024-25				2025-26		
Fresh approval				Fresh approval			Fresh approval				Fresh approval		
Measure of quantity/ Target	Quantity/ Target	Avr. Unit Cost (In lakh)	Fin. Allocation (Rs. in lakh)	Quantity / Target	Avr. Unit Cost (In lakh)	Fin. Allocation (Rs. in lakh)	Measure of quantity/ Target	Quantity/ Target	Avr. Unit Cost (In lakh)	Fin. Allocation (Rs. in lakh)	Quantity/ Target	Avr. Unit Cost (In lakh)	Fin. Allocation (Rs. in lakh)
No of Istitutional Deliveires (Urban)	90	0.01	0.90	90	0.01	0.90	No of Istitutional Deliveires (Urban)	869	0.01	8.69	869	0.01	8.69
No of districts	1	0	0.00	1	0	0.00	No of districts	1	0	0.00	1	0	0.00
No of districts	1	13.200	13.20	1	13.200	13.20	No of districts	1	128.000	128.00	1	128.000	128.00
No of districts	1	1.02	1.02	1	0	0.00	No of districts	1	9.61	9.61	1	0	0.00
	369	30.48	32.86	387	19.11	21.60		555	237.42	241.00	582	132.94	136.69
No of districts	1	11.52	11.52	1	0	0.00	No of districts	1	105.51	105.51	1	0	0.00
No of complicat ed pregnanci es	366	0.0065	2.38	384	0.0065	2.50	No of complicated pregnanci es	552	0.0065	3.59	579	0.0065	3.76
No of districts	1	7.317	7.317	1	7.461	7.461	No of districts	1	61.815	61.815	1	62.839	62.839
No of districts	1	11.64	11.64	1	11.64	11.64	No of districts	1	70.09	70.09	1	70.09	70.09

National Health Mission, Assam

13-Fund allocated to Dima Hassao							14-Fund allocated to Goalpara						
2024-25			2025-26				2024-25				2025-26		
Fresh approval			Fresh approval				Fresh approval				Fresh approval		
Mesure of quantity/ Target	Quantity/ Target	Avr. Unit Cost (In lakh)	Fin. Allocation (Rs. in lakh)	Quantity / Target	Avr. Unit Cost (In lakh)	Fin. Allocation (Rs. in lakh)	Mesure of quantity/ Target	Quantity/ Target	Avr. Unit Cost (In lakh)	Fin. Allocation (Rs. in lakh)	Quantity/ Target	Avr. Unit Cost (In lakh)	Fin. Allocation (Rs. in lakh)
	2239	0.01	15.67	2239	0.01	15.673		21711	0.01	151.98	21711	0.01	151.977
No of Institutional Deliveries	2239	0.007	15.67	2239	0.007	15.67	No of Institutional Deliveries	21711	0.007	151.98	21711	0.007	151.98
	1	0.74	0.74	1	0.78	0.78		1	9.55	9.55	1	9.90	9.90
No of districts	1	0.74	0.74	1	0.78	0.78	No of districts	1	9.55	9.55	1	9.90	9.90
	8		0.23	8		0.23		12		0.27	12		0.27
			0.00			0.00				0.00			0.00
No of districts	1	0.12	0.12	1	0.12	0.12	No of districts	1	0.12	0.12	1	0.12	0.12
No of blocks	3	0.02	0.06	3	0.02	0.06	No of blocks	5	0.02	0.10	5	0.02	0.10
No of districts	1	0.05	0.05	1	0.05	0.05	No of districts	1	0.05	0.05	1	0.05	0.05
No of blocks	3	0	0.00	3	0	0.00	No of blocks	5	0	0.00	5	0	0.00
	0	0	0.00	0	0.00	0.00		0	0	0.00	0	0.00	0.00
No of regional institute	0	0	0.00	0	0	0.00	No of regional institute	0	0	0.00	0	0	0.00

National Health Mission, Assam

13-Fund allocated to Dima Hassao							14-Fund allocated to Goalpara						
2024-25				2025-26			2024-25				2025-26		
Fresh approval				Fresh approval			Fresh approval				Fresh approval		
Measure of quantity/ Target	Quantity/ Target	Avr. Unit Cost (In lakh)	Fin. Allocation (Rs. in lakh)	Quantity / Target	Avr. Unit Cost (In lakh)	Fin. Allocation (Rs. in lakh)	Measure of quantity/ Target	Quantity/ Target	Avr. Unit Cost (In lakh)	Fin. Allocation (Rs. in lakh)	Quantity/ Target	Avr. Unit Cost (In lakh)	Fin. Allocation (Rs. in lakh)
No of ME	0	0	0.00	0	0	0.00	No of ME	0	0	0.00	0	0	0.00
No of NPM	0	0	0.00	0	0	0.00	No of NPM	0	0	0.00	0	0	0.00
	1		0.17	1		0.17		9		0.24	9		0.24
no of activities	1	0.168	0.17	1	0.168	0.17	no of activities	1	0.223	0.22	1	0.223	0.22
no of claims	0	0	0.00	0	0.000	0.00	no of claims	8	0.002	0.02	8	0.002	0.02
			0.00			0.00				0.00			0.00
			0.00			0.00				0.00			0.00
	261		2.42	272		2.44		4088		10.95	4260		11.71
No of cases	256	0.0015	0.38	267	0.0015	0.40	No of cases	4081	0.0015	6.12	4252	0.0015	6.38
	0	0	0.00	0	0	0.00		0	0	0.00	0	0	0.00
	0	0	0.00	0	0	0.00		0	0	0.00	0	0	0.00
	0	0	0.00	0	0	0.00		0	0	0.00	0	0	0.00
	0	0	0.00	0	0	0.00		0	0	0.00	0	0	0.00
No of batch	1	1.396	1.40	1	1.396	1.40	No of batch	3	1.396	4.19	3	1.396	4.19
No of batch	1	1	0.50	1	0.502	0.50	No of batch	1	0.502	0.50	2	0.502	1.00

National Health Mission, Assam

13-Fund allocated to Dima Hassao							14-Fund allocated to Goalpara						
2024-25				2025-26			2024-25				2025-26		
Fresh approval				Fresh approval			Fresh approval				Fresh approval		
Measure of quantity/ Target	Quantity/ Target	Avr. Unit Cost (In lakh)	Fin. Allocation (Rs. in lakh)	Quantity / Target	Avr. Unit Cost (In lakh)	Fin. Allocation (Rs. in lakh)	Measure of quantity/ Target	Quantity/ Target	Avr. Unit Cost (In lakh)	Fin. Allocation (Rs. in lakh)	Quantity/ Target	Avr. Unit Cost (In lakh)	Fin. Allocation (Rs. in lakh)
0	0	0	0.00	0	0	0.00	0	0	0	0.00	0	0	0.00
No of meeting	1	0.072	0.07	1	0.072	0.07	No of meeting	1	0.072	0.07	1	0.072	0.07
No of meeting	2	0	0.07	2	0.036	0.07	No of meeting	2	0.036	0.07	2	0.036	0.07
			0.00			0.00				0.00			0.00
0	0	0	0.00	0	0	0.00	0	0	0	0.00	0	0	0.00
0	0	0	0.00	0	0	0.00	0	0	0	0.00	0	0	0.00
0	0	0	0.00	0	0	0.00	0	0	0	0.00	0	0	0.00
0	0	0	0.00	0	0	0.00	0	0	0	0.00	0	0	0.00
0	0	0	0.00	0	0	0.00	0	0	0	0.00	0	0	0.00
0	0	0	0.00	0	0	0.00	0	0	0	0.00	0	0	0.00
0	0	0.00	0.00	0	0.00	0.00	0	0	0.00	0.00	0	0.00	0.00
0	0	0.00	0.00	0	0.00	0.00	0	0	0.00	0.00	0	0.00	0.00
0	0	0.00	0.00	0	0.00	0.00	0	0	0.00	0.00	0	0.00	0.00

National Health Mission, Assam

13-Fund allocated to Dima Hassao							14-Fund allocated to Goalpara						
2024-25				2025-26			2024-25				2025-26		
Fresh approval				Fresh approval			Fresh approval				Fresh approval		
Measure of quantity/ Target	Quantity/ Target	Avr. Unit Cost (In lakh)	Fin. Allocation (Rs. in lakh)	Quantity / Target	Avr. Unit Cost (In lakh)	Fin. Allocation (Rs. in lakh)	Measure of quantity/ Target	Quantity/ Target	Avr. Unit Cost (In lakh)	Fin. Allocation (Rs. in lakh)	Quantity/ Target	Avr. Unit Cost (In lakh)	Fin. Allocation (Rs. in lakh)
	0	0	0.00	0	0.00	0.00	0	0	0.00	0.00	0	0.00	0.00
	0	0	0.00	0	0.00	0.00	0	0	0.00	0.00	0	0.00	0.00
	0	0	0.00	0	0.00	0.00	0	0	0.00	0.00	0	0.00	0.00
			0.00			0.00				0.00			0.00
	0	0	0.00	0	0.00	0.00	0	0	0.00	0.00	0	0.00	0.00
	0	0	0.00	0	0.00	0.00	0	0	0.00	0.00	0	0.00	0.00
	3		0.06	3		0.06		15		0.30	15		0.30
no of visists	3	0.02	0.06	3	0.02	0.06	no of visists	15	0.02	0.30	15	0.02	0.30
	0	0	0.00	0	0.00	0.00	0	0	0.00	0.00	0	0.00	0.00
	191		4.58	191		4.58		287		6.89	287		6.89
No of ANMs	191	0	4.58	191	0.024	4.58	No of ANMs	287	0.024	6.89	287	0.024	6.89
			0.00			0.00				0.00			0.00

National Health Mission, Assam

13-Fund allocated to Dima Hassao							14-Fund allocated to Goalpara						
2024-25				2025-26			2024-25				2025-26		
Fresh approval				Fresh approval			Fresh approval				Fresh approval		
Measure of quantity/ Target	Quantity/ Target	Avr. Unit Cost (In lakh)	Fin. Allocation (Rs. in lakh)	Quantity / Target	Avr. Unit Cost (In lakh)	Fin. Allocation (Rs. in lakh)	Measure of quantity/ Target	Quantity/ Target	Avr. Unit Cost (In lakh)	Fin. Allocation (Rs. in lakh)	Quantity/ Target	Avr. Unit Cost (In lakh)	Fin. Allocation (Rs. in lakh)
	3937		15.10	3181		13.39		16075		115.62	16767		117.17
no of claims	900	0	1.35	0	0.000	0.00				0.00			0.00
no of claims	2883	0	4.32	3027	0.002	4.54	no of claims	13574	0.002	20.36	14253	0.002	21.38
no of claims	102	0	0.10	102	0.001	0.10	no of claims	2004	0.001	2.00	2004	0.001	2.00
			0.00			0.00				0.00			0.00
0	0	0.00	0.00	0	0.00	0.00	0	0	0.00	0.00	0	0.00	0.00
			0.00			0.00				0.00			0.00
			0.00			0.00				0.00			0.00
			0.00			0.00				0.00			0.00
			0.00			0.00				0.00			0.00
			0.00			0.00				0.00			0.00
0	0	0.00	0.00	0	0.00	0.00	0	0	0.00	0.00	0	0.00	0.00
			0.00			0.00				0.00			0.00
			0.00			0.00	no of activities	9	8.1488	73.34	9	8.149	73.34

National Health Mission, Assam

13-Fund allocated to Dima Hassao							14-Fund allocated to Goalpara						
2024-25				2025-26			2024-25				2025-26		
Fresh approval				Fresh approval			Fresh approval				Fresh approval		
Measure of quantity/ Target	Quantity/ Target	Avr. Unit Cost (In lakh)	Fin. Allocation (Rs. in lakh)	Quantity / Target	Avr. Unit Cost (In lakh)	Fin. Allocation (Rs. in lakh)	Measure of quantity/ Target	Quantity/ Target	Avr. Unit Cost (In lakh)	Fin. Allocation (Rs. in lakh)	Quantity/ Target	Avr. Unit Cost (In lakh)	Fin. Allocation (Rs. in lakh)
0	0	0	0.00	0	0	0.00	0	0	0	0.00	0	0	0.00
No of batch	4	1.65	6.60	4	1.65	6.60	No of batch	9	1.65	14.85	10	1.65	16.50
0	0	0	0.00	0	0	0.00	0	0	0	0.00	0	0	0.00
No of batch	1	0.2904	0.29	1	0.2904	0.29	No of batch	1	0.2904	0.29	1	0.2904	0.29
No of batch	1	0.3564	0.36	1	0.3564	0.36	No of batch	1	0.3564	0.36	1	0.3564	0.36
0.000	0	0	0.00	0	0.000	0.00	0	0	0.000	0.00	0	0.000	0.00
No of batch	2	0.6963	1.39	2	0.6963	1.39	No of batch	3	0.6963	2.09	3	0.6963	2.09
			0.00			0.00				0.00			0.00
			0.00			0.00				0.00			0.00
			0.00			0.00				0.00			0.00
			0.00			0.00				0.00			0.00
			0.00			0.00				0.00			0.00
			0.00			0.00				0.00			0.00
no of cases	43	0	0.11	44	0.003	0.11	no of cases	472	0.003	1.18	486	0.003	1.22

National Health Mission, Assam

13-Fund allocated to Dima Hassao							14-Fund allocated to Goalpara						
2024-25				2025-26			2024-25				2025-26		
Fresh approval				Fresh approval			Fresh approval				Fresh approval		
Mesure of quantity/ Target	Quantity/ Target	Avr. Unit Cost (In lakh)	Fin. Allocation (Rs. in lakh)	Quantity / Target	Avr. Unit Cost (In lakh)	Fin. Allocation (Rs. in lakh)	Mesure of quantity/ Target	Quantity/ Target	Avr. Unit Cost (In lakh)	Fin. Allocation (Rs. in lakh)	Quantity/ Target	Avr. Unit Cost (In lakh)	Fin. Allocation (Rs. in lakh)
no of waiting home	1	1	0.58	0	0.000	0.00	no of waiting home	2	0.576	1.15	0	0.000	0.00
0	0	0	0.00	0	0.000	0.00	0	0	0.000	0.00	0	0.000	0.00
	72		11.75	62		10.39		10		1.36	0		0.00
			0.00			0.00				0.00			0.00
no of camps	60	0	6.73	60	0.112	6.73				0.00			0.00
no of birth waiting hall	2	1.83	3.66	2	1.830	3.66				0.00			0.00
			0.00			0.00				0.00			0.00
			0.00			0.00				0.00			0.00
			0.00			0.00				0.00			0.00
0	0	0.00	0.00	0	0.00	0.00	0	0	0.00	0.00	0	0.00	0.00
0	10	0.14	1.36	0	0.00	0.00	0	10	0.14	1.36	0	0.00	0.00
			124.32			109.21				918.16			805.91

National Health Mission, Assam

13-Fund allocated to Dima Hassao							14-Fund allocated to Goalpara						
2024-25				2025-26			2024-25				2025-26		
Fresh approval				Fresh approval			Fresh approval				Fresh approval		
Mesure of quantity/ Target	Quantity/ Target	Avr. Unit Cost (In lakh)	Fin. Allocation (Rs. in lakh)	Quantity / Target	Avr. Unit Cost (In lakh)	Fin. Allocation (Rs. in lakh)	Mesure of quantity/ Target	Quantity/ Target	Avr. Unit Cost (In lakh)	Fin. Allocation (Rs. in lakh)	Quantity/ Target	Avr. Unit Cost (In lakh)	Fin. Allocation (Rs. in lakh)
Clinics	15	0.00375	0.05625	15	0.00375	0.05625	Clinics	50	0.00375	0.1875	50	0.00375	0.1875
Lumpsum	1	0.3	0.3	1	0.3	0.3	Lumpsum	1	0.3	0.3	1	0.3	0.3
Number	1	0.5	0.5	1	0.5	0.5	Number	1	0.5	0.5	1	0.5	0.5
							Lumpsum	0	0.0	0.0	1	0.5	0.5
	17		0.85625	17		0.85625		52		0.9875	53		1.4875
	30		26.33	23		25.73		49		43.97	37		42.81
6	6	4.2	25.20	6	4.2	25.20	10	10	4.2	42.00	10	4.2	42.00
6	6	0.036	0.216	6	0.036	0.216	10	10	0.036	0.360	10	0.036	0.360
6	6	0.023	0.138			0.00	10	10	0.023	0.230			0.00
			0.00			0.00				0.00			0.00

National Health Mission, Assam

13-Fund allocated to Dima Hassao							14-Fund allocated to Goalpara						
2024-25				2025-26			2024-25				2025-26		
Fresh approval				Fresh approval			Fresh approval				Fresh approval		
Mesure of quantity/ Target	Quantity/ Target	Avr. Unit Cost (In lakh)	Fin. Allocation (Rs. in lakh)	Quantity / Target	Avr. Unit Cost (In lakh)	Fin. Allocation (Rs. in lakh)	Mesure of quantity/ Target	Quantity/ Target	Avr. Unit Cost (In lakh)	Fin. Allocation (Rs. in lakh)	Quantity/ Target	Avr. Unit Cost (In lakh)	Fin. Allocation (Rs. in lakh)
1	1	0.463	0.46			0.00	2	2	0.463	0.93			0.00
			0.00			0.00				0.00			0.00
11	11	0.028	0.31	11	0.028	0.31	17	17	0.026	0.45	17	0.026	0.45
	14		0.800	16		1.277		81		2.660	83		3.853
0	0	0	0.00	0	0	0.00	0	0	0	0.00	0	0	0.00
8	8	0.025	0.20	8	0.025	0.20	70	70	0.010	0.70	70	0.010	0.70
0.000	0.000	0.000	0.00	1	0.120	0.12	1	1	0.960	0.96	1	1.440	1.44
			0.00			0.00				0.00			0.00
			0.00			0.00				0.00			0.00
0.000	0.000	0.000	0.00	1	0.357	0.36	0	0	0.000	0.00	2	0.357	0.71
			0.00			0.00				0.00			0.00

National Health Mission, Assam

13-Fund allocated to Dima Hassao							14-Fund allocated to Goalpara						
2024-25				2025-26			2024-25				2025-26		
Fresh approval				Fresh approval			Fresh approval				Fresh approval		
Mesure of quantity/ Target	Quantity/ Target	Avr. Unit Cost (In lakh)	Fin. Allocation (Rs. in lakh)	Quantity / Target	Avr. Unit Cost (In lakh)	Fin. Allocation (Rs. in lakh)	Mesure of quantity/ Target	Quantity/ Target	Avr. Unit Cost (In lakh)	Fin. Allocation (Rs. in lakh)	Quantity/ Target	Avr. Unit Cost (In lakh)	Fin. Allocation (Rs. in lakh)
			0.00			0.00				0.00			0.00
			0.00			0.00				0.00			0.00
6	6	0.100	0.60	6	0.100	0.60	10	10	0.100	1.00	10	0.100	1.00
	44		27.13	39		27.00		130		46.63	120		46.66
	3016.449	9.584	17.110	#####	10.402	18.078		#####	48.904	98.371	20187.584	49.725	100.181
Nos	3011	0.0025	7.529	3072	0.0025	7.679	Nos	19788	0.0025	49.470	20184	0.0025	50.459
Nos	1	0.83	0.827	1	0.467	0.467	Nos						
Nos							Nos						
Nos	1	2.52	2.521	1	3.71	3.706	Nos	1	45.96	45.963	1	46.77	46.771
Nos							Nos						

National Health Mission, Assam

13-Fund allocated to Dima Hassao							14-Fund allocated to Goalpara						
2024-25				2025-26			2024-25				2025-26		
Fresh approval				Fresh approval			Fresh approval				Fresh approval		
Measure of quantity/ Target	Quantity/ Target	Avr. Unit Cost (In lakh)	Fin. Allocation (Rs. in lakh)	Quantity / Target	Avr. Unit Cost (In lakh)	Fin. Allocation (Rs. in lakh)	Measure of quantity/ Target	Quantity/ Target	Avr. Unit Cost (In lakh)	Fin. Allocation (Rs. in lakh)	Quantity/ Target	Avr. Unit Cost (In lakh)	Fin. Allocation (Rs. in lakh)
Nos	1	0.4	0.400	1	0.4	0.400	Nos	1	0.82	0.820	1	0.82	0.820
Nos							Nos						
Nos	1	0.054	0.054	1	0.047	0.047	Nos	1	0.673	0.673	1	0.687	0.687
Nos	1	5.78	5.780	1	5.78	5.780	Nos	1	1.445	1.445	1	1.445	1.445
Nos							Nos						
Nos							Nos						
	30	9.47431	10.845	28	6.75431	8.125		93	15.042551	27.030	92	14.54255	26.530
Nos	1.000	3	3.000	1.000	3	3.000	Nos	2	6.5	13.000	2	6.5	13.000
Nos	3	0.253333	0.760	3	0.25	0.760	Nos	8	0.22	1.760	8	0.22	1.760
Nos	17	0.05	0.870	17	0.05	0.870	Nos	69	0.05	3.350	69	0.05	3.350
Nos	1	0.40	0.400	1	0.40	0.400	Nos	2	0.25	0.500	2	0.25	0.500
Nos							Nos						

National Health Mission, Assam

13-Fund allocated to Dima Hassao							14-Fund allocated to Goalpara						
2024-25				2025-26			2024-25				2025-26		
Fresh approval				Fresh approval			Fresh approval				Fresh approval		
Measure of quantity/ Target	Quantity/ Target	Avr. Unit Cost (In lakh)	Fin. Allocation (Rs. in lakh)	Quantity / Target	Avr. Unit Cost (In lakh)	Fin. Allocation (Rs. in lakh)	Measure of quantity/ Target	Quantity/ Target	Avr. Unit Cost (In lakh)	Fin. Allocation (Rs. in lakh)	Quantity/ Target	Avr. Unit Cost (In lakh)	Fin. Allocation (Rs. in lakh)
Nos							Nos						
Nos							Nos						
Nos							Nos						
Nos							Nos						
Nos of Batches	1	1.416	1.416				Nos of Batches	1	1.416	1.416	1	1.416	1.416
Nos of Batches	1	1.328	1.328	1	1.328	1.328	Nos of Batches	1	1.328	1.328	1	1.328	1.328

National Health Mission, Assam

13-Fund allocated to Dima Hassao							14-Fund allocated to Goalpara						
2024-25				2025-26			2024-25				2025-26		
Fresh approval				Fresh approval			Fresh approval				Fresh approval		
Measure of quantity/ Target	Quantity/ Target	Avr. Unit Cost (In lakh)	Fin. Allocation (Rs. in lakh)	Quantity / Target	Avr. Unit Cost (In lakh)	Fin. Allocation (Rs. in lakh)	Measure of quantity/ Target	Quantity/ Target	Avr. Unit Cost (In lakh)	Fin. Allocation (Rs. in lakh)	Quantity/ Target	Avr. Unit Cost (In lakh)	Fin. Allocation (Rs. in lakh)
Nos of Batches	1	1.304	1.304				Nos of Batches	1	1.304	1.304	1	1.304	1.304
Nos of Batches							Nos of Batches						
Nos of Batches							Nos of Batches						
Nos of Batches							Nos of Batches						
Nos of Batches							Nos of Batches						
Nos of Batches							Nos of Batches						
Nos							Nos						
Nos							Nos						
Nos	1	1.0938	1.094	1	1.0938	1.094	Nos	1	0.795	0.795	1	0.795	0.795
Nos							Nos						
Nos	1.000	0.20	0.200	1.000	0.20	0.200	Nos	2	0.200	0.400	2	0.200	0.400
Nos	2	0.045	0.090	2	0.045	0.090	Nos	3	0.098	0.294	3	0.098	0.294

National Health Mission, Assam

13-Fund allocated to Dima Hassao							14-Fund allocated to Goalpara						
2024-25			2025-26				2024-25				2025-26		
Fresh approval			Fresh approval				Fresh approval				Fresh approval		
Measure of quantity/ Target	Quantity/ Target	Avr. Unit Cost (In lakh)	Fin. Allocation (Rs. in lakh)	Quantity / Target	Avr. Unit Cost (In lakh)	Fin. Allocation (Rs. in lakh)	Measure of quantity/ Target	Quantity/ Target	Avr. Unit Cost (In lakh)	Fin. Allocation (Rs. in lakh)	Quantity/ Target	Avr. Unit Cost (In lakh)	Fin. Allocation (Rs. in lakh)
	1	0.2532	0.253	1	0.2532	0.253		1	1.098	1.098	1	1.098	1.098
	2	13.496	13.496	2	13.125	13.125		2	13.496	13.496	2	13.125	13.125
Nos	1	3.0	3.000	1	3	3.000	Nos	1	3.0	3.000	1	3	3.000
Nos							Nos						
Nos							Nos						
Nos	1	10.496	10.496	1	10.125	10.125	Nos	1	10.496	10.496	1	10.125	10.125
Nos							Nos						
	1	2.3	2.300	1	2.3	2.300		1	8	8.000	1	8	8.000

National Health Mission, Assam

13-Fund allocated to Dima Hassao							14-Fund allocated to Goalpara						
2024-25				2025-26			2024-25				2025-26		
Fresh approval				Fresh approval			Fresh approval				Fresh approval		
Mesure of quantity/ Target	Quantity/ Target	Avr. Unit Cost (In lakh)	Fin. Allocation (Rs. in lakh)	Quantity / Target	Avr. Unit Cost (In lakh)	Fin. Allocation (Rs. in lakh)	Mesure of quantity/ Target	Quantity/ Target	Avr. Unit Cost (In lakh)	Fin. Allocation (Rs. in lakh)	Quantity/ Target	Avr. Unit Cost (In lakh)	Fin. Allocation (Rs. in lakh)
Nos	1	2.3	2.300	1	2.3	2.300	Nos	1	8	8.000	1	8	8.000
	1	0.483	0.483	1	0.4825	0.483		1	4.385	4.385	1	4.385	4.385
Nos	1	0.483	0.483	1	0.483	0.483	Nos	1	4.385	4.385	1	4.385	4.385
	0	0	0.000	0	0	0.000		0	0	0.000	0	0	0.000
Nos							Nos						
	0	0	0	0	0	0		0	0	0	0	0	0
Nos							Nos						
	3065		50.953	3119		46.483		19906		160.272	20301		160.791
			71.47			71.45				132.44			133.63

National Health Mission, Assam

13-Fund allocated to Dima Hassao							14-Fund allocated to Goalpara						
2024-25				2025-26			2024-25				2025-26		
Fresh approval				Fresh approval			Fresh approval				Fresh approval		
Measure of quantity/ Target	Quantity/ Target	Avr. Unit Cost (In lakh)	Fin. Allocation (Rs. in lakh)	Quantity / Target	Avr. Unit Cost (In lakh)	Fin. Allocation (Rs. in lakh)	Measure of quantity/ Target	Quantity/ Target	Avr. Unit Cost (In lakh)	Fin. Allocation (Rs. in lakh)	Quantity/ Target	Avr. Unit Cost (In lakh)	Fin. Allocation (Rs. in lakh)
No. of DVS+RV S	1	12000.000	0.120	1	12000.000	0.120	No. of DVS+RVS	1	12000.000	0.120	1	12000.000	0.120
months	12	18000.000	2.160	12	18000.000	2.160	months	12	18000.000	2.160	12	18000.000	2.160
Urban Slum	90	625.000	0.561	90	625.000	0.561	Urban Slum	268	625.000	1.676	268	625.000	1.676
Underserved Session per Yr	48	2475.000	1.188	48	2475.000	1.188	Underserved Session per Yr	48	2475.000	1.188	48	2475.000	1.188
Expected Complete Imm, (upto 5 yrs)	3937	225.000	8.858	3930	225.000	8.843	Expected Complete Imm, (upto 5 yrs)	24749	225.000	55.686	25264	225.000	56.843

National Health Mission, Assam

13-Fund allocated to Dima Hassao							14-Fund allocated to Goalpara						
2024-25				2025-26			2024-25				2025-26		
Fresh approval				Fresh approval			Fresh approval				Fresh approval		
Measure of quantity/ Target	Quantity/ Target	Avr. Unit Cost (In lakh)	Fin. Allocation (Rs. in lakh)	Quantity / Target	Avr. Unit Cost (In lakh)	Fin. Allocation (Rs. in lakh)	Measure of quantity/ Target	Quantity/ Target	Avr. Unit Cost (In lakh)	Fin. Allocation (Rs. in lakh)	Quantity/ Target	Avr. Unit Cost (In lakh)	Fin. Allocation (Rs. in lakh)
No. of Batches	5	70934.000	3.713	5	70934.000	3.713	No. of Batches	10	70934.000	7.117	10	70934.000	7.118
BRIDGE Mtng Batch Number	10	18000.000	1.800	10	18000.000	1.800	BRIDGE Mtng Batch Number	10	18000.000	1.800	10	18000.000	1.800
RI/IMI Session Planned	222	900.000	2.000	222	900.000	2.000	RI/IMI Session Planned	368	900.000	3.310	368	900.000	3.310
Beneficiary Infant Target	3900	5.000	0.195	3900	5.040	0.197	Beneficiary Infant Target	25000	5.000	1.250	25600	4.980	1.275
Yearly No. of AVD (HtRA)	3513	200.000	7.026	3512	200.000	7.024	Yearly No. of AVD (HtRA)	702	200.000	1.404	702	200.000	1.404
Yearly No. of AVD for Very Hard to Reach Area	1941	450.000	8.735	1941	450.000	8.735	Yearly No. of AVD for Very Hard to Reach Area	1413	450.000	6.359	1413	450.000	6.359

National Health Mission, Assam

13-Fund allocated to Dima Hassao							14-Fund allocated to Goalpara						
2024-25				2025-26			2024-25				2025-26		
Fresh approval				Fresh approval			Fresh approval				Fresh approval		
Measure of quantity/ Target	Quantity/ Target	Avr. Unit Cost (In lakh)	Fin. Allocation (Rs. in lakh)	Quantity / Target	Avr. Unit Cost (In lakh)	Fin. Allocation (Rs. in lakh)	Measure of quantity/ Target	Quantity/ Target	Avr. Unit Cost (In lakh)	Fin. Allocation (Rs. in lakh)	Quantity/ Target	Avr. Unit Cost (In lakh)	Fin. Allocation (Rs. in lakh)
No. of Participants	27	600.000	0.160	27	600.000	0.160	No. of Participants	27	600.000	0.160	27	600.000	0.160
No. of Sub Centre & Plan. Unit	76	1200.000	0.912	76	1200.000	0.912	No. of Sub Centre & Plan. Unit	155	1200.000	1.860	155	1200.000	1.860
No. of Supervisory Visits planned yearly	728	384.280	2.796	728	384.280	2.796	No. of Supervisory Visits planned yearly	1040	384.280	3.996	1040	384.280	3.996
No. of PHC	4	22250.000	0.890	4	22250.000	0.890	No. of PHC	6	15333.000	0.920	6	15333.000	0.920
			11.01			11.01				18.08			18.09
No. of Beneficiary	29453	37.376	11.008	29453	37.376	11.008	No. of Beneficiary	210116	8.607	18.085	210116	8.608	18.086
	13		1.874	13		1.874		13		2.594	25		2.864

National Health Mission, Assam

13-Fund allocated to Dima Hassao							14-Fund allocated to Goalpara						
2024-25				2025-26			2024-25				2025-26		
Fresh approval				Fresh approval			Fresh approval				Fresh approval		
Mesure of quantity/ Target	Quantity/ Target	Avr. Unit Cost (In lakh)	Fin. Allocation (Rs. in lakh)	Quantity / Target	Avr. Unit Cost (In lakh)	Fin. Allocation (Rs. in lakh)	Mesure of quantity/ Target	Quantity/ Target	Avr. Unit Cost (In lakh)	Fin. Allocation (Rs. in lakh)	Quantity/ Target	Avr. Unit Cost (In lakh)	Fin. Allocation (Rs. in lakh)
0	142	0.0025	0.355	397.75	0.336	3.05975	0	6300	0.35	25.035	5838	0.0165	20.149
							No of AHWDs	620	0.01	6.20	620	0.01	6.20
No oc Club Meeting	142	0.0025	0.355	142	0.0025	0.355	No oc Club Meeting	930	0.0025	2.325	930	0.0025	2.325
No of PE selected				248	0.00050	0.124	No of PE selected	448	0.00050	0.224			
							No of AHWDs for mobilization of Adolecent	620	0.001	0.62	620	0.001	0.62
							No of PE	3668	0.003	11.004	3668	0.003	11.004
No of Batches				8	0.333	2.58	No of Batches	14	0.333	4.662			
0	0	0	0	0	0	0	0	0	0	0	24.6	0.443333	10.906

National Health Mission, Assam

13-Fund allocated to Dima Hassao							14-Fund allocated to Goalpara						
2024-25				2025-26			2024-25				2025-26		
Fresh approval				Fresh approval			Fresh approval				Fresh approval		
Mesure of quantity/ Target	Quantity/ Target	Avr. Unit Cost (In lakh)	Fin. Allocation (Rs. in lakh)	Quantity / Target	Avr. Unit Cost (In lakh)	Fin. Allocation (Rs. in lakh)	Mesure of quantity/ Target	Quantity/ Target	Avr. Unit Cost (In lakh)	Fin. Allocation (Rs. in lakh)	Quantity/ Target	Avr. Unit Cost (In lakh)	Fin. Allocation (Rs. in lakh)
	245		0.92	501		3.63		6701		27.74	6264		33.76
0.000	440	#DIV/0!	8.403	460	#DIV/0!	8.855	0.000	2621	#DIV/0!	50.628	2756	#DIV/0!	53.747
Nos of Camp	5	0.150	0.750	5	0.150	0.750	Nos of Camp	23	0.150	3.450	24	0.150	3.600
	257	0.028	7.208	273	0.028	7.650		1536	0.029	44.523	1641	0.029	47.419
	178	0.002500	0.445	182	0.002500	0.455		1062	0.002500	2.655	1091	0.002500	2.728
		#DIV/0!			#DIV/0!				#DIV/0!			#DIV/0!	
		#DIV/0!			#DIV/0!				#DIV/0!			#DIV/0!	
		#DIV/0!			#DIV/0!				#DIV/0!			#DIV/0!	
		#DIV/0!			#DIV/0!				#DIV/0!			#DIV/0!	
		#DIV/0!			#DIV/0!				#DIV/0!			#DIV/0!	
		#DIV/0!			#DIV/0!				#DIV/0!			#DIV/0!	
		#DIV/0!			#DIV/0!				#DIV/0!			#DIV/0!	
		#DIV/0!			#DIV/0!				#DIV/0!			#DIV/0!	

National Health Mission, Assam

13-Fund allocated to Dima Hassao							14-Fund allocated to Goalpara						
2024-25				2025-26			2024-25				2025-26		
Fresh approval				Fresh approval			Fresh approval				Fresh approval		
Mesure of quantity/ Target	Quantity/ Target	Avr. Unit Cost (In lakh)	Fin. Allocation (Rs. in lakh)	Quantity / Target	Avr. Unit Cost (In lakh)	Fin. Allocation (Rs. in lakh)	Mesure of quantity/ Target	Quantity/ Target	Avr. Unit Cost (In lakh)	Fin. Allocation (Rs. in lakh)	Quantity/ Target	Avr. Unit Cost (In lakh)	Fin. Allocation (Rs. in lakh)
		#DIV/0!			#DIV/0!				#DIV/0!			#DIV/0!	
0.00	31	#DIV/0!	1.36	31	#DIV/0!	1.36	0.00	73	#DIV/0!	3.28	83	#DIV/0!	3.68
	1	0.160	0.160	1	0.160	0.160		3	0.160	0.480	3	0.160	0.480
	30	0.040	1.200	30	0.040	1.200		70	0.040	2.800	80	0.040	3.200
		#DIV/0!			#DIV/0!				#DIV/0!			#DIV/0!	
		#DIV/0!			#DIV/0!				#DIV/0!			#DIV/0!	
		#DIV/0!			#DIV/0!				#DIV/0!			#DIV/0!	
0.000	2233	#DIV/0!	5.256	2378	#DIV/0!	5.538	0.000	30236	#DIV/0!	48.506	32219	#DIV/0!	52.732
	2	0.050	0.100	2	0.050	0.100		40	0.050	2.000	50	0.050	2.500
	194	0.0002	0.039	201	0.0002	0.040		6689	0.0002	1.338	6820	0.0002	1.364
	910	0.002	2.180	956	0.002	2.290		10085	0.002	24.200	10589	0.002	25.410
	107	0.003	0.320	130	0.003	0.390		1667	0.003	5.000	2084	0.003	6.250
	910	0.001	1.090	956	0.001	1.150		10085	0.001	12.100	10589	0.001	12.710

National Health Mission, Assam

13-Fund allocated to Dima Hassao							14-Fund allocated to Goalpara						
2024-25				2025-26			2024-25				2025-26		
Fresh approval				Fresh approval			Fresh approval				Fresh approval		
Mesure of quantity/ Target	Quantity/ Target	Avr. Unit Cost (In lakh)	Fin. Allocation (Rs. in lakh)	Quantity / Target	Avr. Unit Cost (In lakh)	Fin. Allocation (Rs. in lakh)	Mesure of quantity/ Target	Quantity/ Target	Avr. Unit Cost (In lakh)	Fin. Allocation (Rs. in lakh)	Quantity/ Target	Avr. Unit Cost (In lakh)	Fin. Allocation (Rs. in lakh)
	107	0.001	0.160	130	0.002	0.200		1667	0.001	2.500	2084	0.002	3.130
		#DIV/0!			#DIV/0!				#DIV/0!			#DIV/0!	
		#DIV/0!			#DIV/0!				#DIV/0!			#DIV/0!	
	1	0.493	0.4925	1	0.493	0.4925		1	0.493	0.4925	1	0.493	0.4925
	2	0.438	0.875	2	0.438	0.875		2	0.438	0.875	2	0.438	0.875
		#DIV/0!			#DIV/0!				#DIV/0!			#DIV/0!	
		#DIV/0!			#DIV/0!				#DIV/0!			#DIV/0!	
		#DIV/0!			#DIV/0!				#DIV/0!			#DIV/0!	
		#DIV/0!			#DIV/0!				#DIV/0!			#DIV/0!	
0.000	2482	#DIV/0!	2.367	2502	#DIV/0!	2.387	0.000	14084	#DIV/0!	11.573	14204	#DIV/0!	11.673
	1240	0.000750	0.930	1250	0.000752	0.940		7040	0.000750	5.280	7100	0.000751	5.330
	1240	0.001	0.930	1250	0.001	0.940		7040	0.001	5.280	7100	0.001	5.330
		#DIV/0!			#DIV/0!				#DIV/0!			#DIV/0!	

National Health Mission, Assam

13-Fund allocated to Dima Hassao							14-Fund allocated to Goalpara						
2024-25			2025-26				2024-25				2025-26		
Fresh approval			Fresh approval				Fresh approval				Fresh approval		
Measure of quantity/ Target	Quantity/ Target	Avr. Unit Cost (In lakh)	Fin. Allocation (Rs. in lakh)	Quantity / Target	Avr. Unit Cost (In lakh)	Fin. Allocation (Rs. in lakh)	Measure of quantity/ Target	Quantity/ Target	Avr. Unit Cost (In lakh)	Fin. Allocation (Rs. in lakh)	Quantity/ Target	Avr. Unit Cost (In lakh)	Fin. Allocation (Rs. in lakh)
	1	0.174	0.1735	1	0.174	0.1735		2	0.174	0.347	2	0.174	0.347
	1	0.333	0.333	1	0.333	0.333		2	0.333	0.666	2	0.333	0.666
		#DIV/0!			#DIV/0!				#DIV/0!			#DIV/0!	
		#DIV/0!			#DIV/0!				#DIV/0!			#DIV/0!	
		#DIV/0!			#DIV/0!				#DIV/0!			#DIV/0!	
0.000	3023	#DIV/0!	17.244	3103	#DIV/0!	17.824	0.000	9868	#DIV/0!	36.090	10018	#DIV/0!	37.178
	792	0.001	0.79	832	0.001	0.83		1500	0.001	1.50	1575	0.001	1.58
	1200	0.001	1.200	1200	0.001	1.200		5800	0.001	5.800	5800	0.001	5.800
	238	0.005	1.140	238	0.005	1.140		1067	0.005	5.120	1067	0.005	5.120
	792	0.013500	10.692	832	0.013500	11.232		1500	0.013500	20.250	1575	0.013500	21.263
	1	3.420	3.420	1	3.420	3.420		1	3.420	3.420	1	3.420	3.420
		#DIV/0!			#DIV/0!				#DIV/0!			#DIV/0!	
		#DIV/0!			#DIV/0!				#DIV/0!			#DIV/0!	
		#DIV/0!			#DIV/0!				#DIV/0!			#DIV/0!	
0.000	0	#DIV/0!	0.000	0	#DIV/0!	0.000	0.000	0	#DIV/0!	0.000	0	#DIV/0!	0.000

National Health Mission, Assam

13-Fund allocated to Dima Hassao							14-Fund allocated to Goalpara						
2024-25				2025-26			2024-25				2025-26		
Fresh approval				Fresh approval			Fresh approval				Fresh approval		
Mesure of quantity/ Target	Quantity/ Target	Avr. Unit Cost (In lakh)	Fin. Allocation (Rs. in lakh)	Quantity / Target	Avr. Unit Cost (In lakh)	Fin. Allocation (Rs. in lakh)	Mesure of quantity/ Target	Quantity/ Target	Avr. Unit Cost (In lakh)	Fin. Allocation (Rs. in lakh)	Quantity/ Target	Avr. Unit Cost (In lakh)	Fin. Allocation (Rs. in lakh)
		#DIV/0!			#DIV/0!				#DIV/0!			#DIV/0!	
0.000	2	0.637	0.637	2	0.637	0.637	0.000	4	0.637	1.321	3	0.637	0.979
	1	0.295	0.295	1	0.295	0.295		1	0.295	0.295	1	0.295	0.295
	1	0.342	0.342	1	0.342	0.342		3	0.342	1.026	2	0.342	0.684
0.000	172	0.108	1.307	172	0.108	1.307	0.000	330	0.107	2.386	330	0.107	2.386
	3	0.020	0.06	3	0.020	0.06		5	0.020	0.10	5	0.020	0.10
	3	0.015	0.04500	3	0.015	0.045		5	0.015	0.075	5	0.015	0.075
	3	0.030	0.09	3	0.030	0.09		5	0.030	0.15	5	0.030	0.15
	3	0.030	0.09	3	0.030	0.09		5	0.030	0.15	5	0.030	0.15
	80	0.006725	0.538	80	0.007	0.538		155	0.0062774	0.973	155	0.006	0.973

National Health Mission, Assam

13-Fund allocated to Dima Hassao							14-Fund allocated to Goalpara						
2024-25			2025-26				2024-25				2025-26		
Fresh approval			Fresh approval				Fresh approval				Fresh approval		
Mesure of quantity/ Target	Quantity/ Target	Avr. Unit Cost (In lakh)	Fin. Allocation (Rs. in lakh)	Quantity / Target	Avr. Unit Cost (In lakh)	Fin. Allocation (Rs. in lakh)	Mesure of quantity/ Target	Quantity/ Target	Avr. Unit Cost (In lakh)	Fin. Allocation (Rs. in lakh)	Quantity/ Target	Avr. Unit Cost (In lakh)	Fin. Allocation (Rs. in lakh)
	80	0.00605	0.484	80	0.006	0.484		155	0.0060516	0.938	155	0.006	0.938
0.000	926	#DIV/0!	6.018	822	#DIV/0!	5.688	0.000	6385	#DIV/0!	41.958	6607	#DIV/0!	42.892
	22	0.005	0.120	22	0.005	0.120		50	0.005	0.250	50	0.005	0.250
	72	0.005	0.360	72	0.005	0.360		140	0.010	1.400	132	0.008	1.080
	512	0.005	2.560	563	0.005	2.820		4518	0.005	22.580	4970	0.005	24.850
	105	0.010	1.050	110	0.010	1.100		1253	0.010	12.530	1343	0.010	13.430
		#DIV/0!			#DIV/0!				#DIV/0!			#DIV/0!	
	1	0.165	0.165	1	0.165	0.165		1	0.165	0.165	1	0.165	0.165
		#DIV/0!			#DIV/0!				#DIV/0!			#DIV/0!	
		#DIV/0!			#DIV/0!				#DIV/0!			#DIV/0!	
		#DIV/0!			#DIV/0!				#DIV/0!			#DIV/0!	
		#DIV/0!			#DIV/0!				#DIV/0!			#DIV/0!	

National Health Mission, Assam

13-Fund allocated to Dima Hassao							14-Fund allocated to Goalpara						
2024-25				2025-26			2024-25				2025-26		
Fresh approval				Fresh approval			Fresh approval				Fresh approval		
Measure of quantity/ Target	Quantity/ Target	Avr. Unit Cost (In lakh)	Fin. Allocation (Rs. in lakh)	Quantity / Target	Avr. Unit Cost (In lakh)	Fin. Allocation (Rs. in lakh)	Measure of quantity/ Target	Quantity/ Target	Avr. Unit Cost (In lakh)	Fin. Allocation (Rs. in lakh)	Quantity/ Target	Avr. Unit Cost (In lakh)	Fin. Allocation (Rs. in lakh)
	4	0.025	0.100	4	0.025	0.100		4	0.025	0.100	4	0.025	0.100
		#DIV/0!			#DIV/0!				#DIV/0!			#DIV/0!	
		#DIV/0!			#DIV/0!				#DIV/0!			#DIV/0!	
	160	0.004	0.640		#DIV/0!			310	0.004	1.240		#DIV/0!	
		#DIV/0!			#DIV/0!				#DIV/0!			#DIV/0!	
		#DIV/0!			#DIV/0!				#DIV/0!			#DIV/0!	
	1	0.423	0.4225	1	0.423	0.4225		1	0.423	0.4225	1	0.423	0.4225
	48	0.005	0.240	48	0.005	0.240		100	0.005	0.500	100	0.005	0.500
	1	0.360	0.360	1	0.360	0.360		3	0.360	1.080	3	0.360	1.080
		#DIV/0!			#DIV/0!				#DIV/0!			#DIV/0!	
		#DIV/0!			#DIV/0!				#DIV/0!			#DIV/0!	
		#DIV/0!			#DIV/0!				#DIV/0!			#DIV/0!	
		#DIV/0!			#DIV/0!			5	0.338	1.690	3	0.338	1.014
		#DIV/0!			#DIV/0!				#DIV/0!			#DIV/0!	

National Health Mission, Assam

13-Fund allocated to Dima Hassao							14-Fund allocated to Goalpara						
2024-25				2025-26			2024-25				2025-26		
Fresh approval				Fresh approval			Fresh approval				Fresh approval		
Measure of quantity/ Target	Quantity/ Target	Avr. Unit Cost (In lakh)	Fin. Allocation (Rs. in lakh)	Quantity / Target	Avr. Unit Cost (In lakh)	Fin. Allocation (Rs. in lakh)	Measure of quantity/ Target	Quantity/ Target	Avr. Unit Cost (In lakh)	Fin. Allocation (Rs. in lakh)	Quantity/ Target	Avr. Unit Cost (In lakh)	Fin. Allocation (Rs. in lakh)
0	0	0	0	0	0	0	0	0	0	0	0	0	0
0	0	0	0	0	0	0	0	0	0	0	0	0	0
0	0	0	0	0	0	0	0	0	0	0	0	0	0
0	0	0	0	0	0	0	0	0	0	0	0	0	0
0	0	0	0	0	0	0	0	0	0	0	0	0	0
0.00	254.00	200.00	0.51	254.00	200.00	0.51	0.00	1150.00	200.00	2.30	1150.00	200.00	2.30
No of ASHA	254.000	200	0.51	254.000	200.000	0.51	No of ASHA	1150	200.000	2.30	1150	200.000	2.30
			0.00			0.00				0.00			0.00

National Health Mission, Assam

13-Fund allocated to Dima Hassao							14-Fund allocated to Goalpara						
2024-25				2025-26			2024-25				2025-26		
Fresh approval				Fresh approval			Fresh approval				Fresh approval		
Mesure of quantity/ Target	Quantity/ Target	Avr. Unit Cost (In lakh)	Fin. Allocation (Rs. in lakh)	Quantity / Target	Avr. Unit Cost (In lakh)	Fin. Allocation (Rs. in lakh)	Mesure of quantity/ Target	Quantity/ Target	Avr. Unit Cost (In lakh)	Fin. Allocation (Rs. in lakh)	Quantity/ Target	Avr. Unit Cost (In lakh)	Fin. Allocation (Rs. in lakh)
0.00	0.00	0.00	0.00	0.00	0.00	0.00	0.00	0.00	0.00	0.00	0.00	0.00	0.00
			0.0000			0.0000				0.0000			0.0000
0.00	254.00	400.00	1.02	254.00	400.00	1.02	0.00	1150.00	400.00	4.60	1150.00	400.00	4.60
			0.000			0.000				0.000			0.000
NO OF ASHA	254.000	400	1.016	254.000	400.000	1.02	NO OF ASHA	1150	400.000	4.600	1150.000	400.000	4.60
0.00	119687.00	48001.00	1.68	#####	48001.00	1.68	0.00	#####	87501.00	2.14	126656.00	87501.00	2.14
no of children	119686.000	1	1.197	#####	1	1.197	no of children	126655	1.000	1.267	126655	1.000	1.267
			0.000			0.000				0.000			0.000
			0.000			0.000				0.000			0.000

National Health Mission, Assam

13-Fund allocated to Dima Hassao							14-Fund allocated to Goalpara						
2024-25				2025-26			2024-25				2025-26		
Fresh approval				Fresh approval			Fresh approval				Fresh approval		
Mesure of quantity/ Target	Quantity/ Target	Avr. Unit Cost (In lakh)	Fin. Allocation (Rs. in lakh)	Quantity / Target	Avr. Unit Cost (In lakh)	Fin. Allocation (Rs. in lakh)	Mesure of quantity/ Target	Quantity/ Target	Avr. Unit Cost (In lakh)	Fin. Allocation (Rs. in lakh)	Quantity/ Target	Avr. Unit Cost (In lakh)	Fin. Allocation (Rs. in lakh)
			0.000			0.000				0.000			0.000
			0.000			0.000				0.000			0.000
no of district	1.000	48000	0.480	1.000	48000	0.480	no of district	1	87500.000	0.875	1	87500.000	0.875
0	1	32000	0.32	1	32000	0.32	0	1	32000	0.32	1	32000	0.32
no of district	1	32000.000	0.320	1	32000.000	0.320	no of district	1	32000.000	0.320	1	32000.000	0.320
			12.4261			12.322				28.768			31.854
0.000	0.000	0	0.000	0.000	0.000	0.000	Per month	1150	0.003	3.450	1150	0.003	3.450
0.000	0.000	0	0.000	0.000	0.000	0.000	0.000	0	0.000	0.000	0	0.000	0.000
0.000	0.000	0	0.000	0.000	0.000	0.000	0.000	0	0.000	0.000	0	0.000	0.000
0.000	0.000	0	0.000	0.000	0.000	0.000	0.000	0	0.000	0.000	0	0.000	0.000

National Health Mission, Assam

13-Fund allocated to Dima Hassao							14-Fund allocated to Goalpara						
2024-25				2025-26			2024-25				2025-26		
Fresh approval				Fresh approval			Fresh approval				Fresh approval		
Measure of quantity/ Target	Quantity/ Target	Avr. Unit Cost (In lakh)	Fin. Allocation (Rs. in lakh)	Quantity / Target	Avr. Unit Cost (In lakh)	Fin. Allocation (Rs. in lakh)	Measure of quantity/ Target	Quantity/ Target	Avr. Unit Cost (In lakh)	Fin. Allocation (Rs. in lakh)	Quantity/ Target	Avr. Unit Cost (In lakh)	Fin. Allocation (Rs. in lakh)
0	0	0	0	0	0	0	0	0	0	0	0	0	0
0	0	0	0	0	0	0	0	0	0	0	0	0	0
Per District	2.000	0	0.060	2.000	0.030	0.060	Per District	2	0.030	0.060	2	0.030	0.060
0	0	0	0	0	0	0	0	0	0	0	0	0	0
per block	4.000	0.36	1.440	4.000	0.360	1.440	per block	4	0.360	1.440	4	0.360	1.440
Per District	1.000	1	0.960	1.000	0.960	0.960	Per District	1	0.960	0.960	1	0.960	0.960
0	0	0	0	0	0	0	0	0	0	0	0	0	0
0	13	4.305	5.665	13	4.3475	5.7075	0	13	4.305	5.665	14	4.3475	5.9575

National Health Mission, Assam

13-Fund allocated to Dima Hassao							14-Fund allocated to Goalpara						
2024-25				2025-26			2024-25				2025-26		
Fresh approval				Fresh approval			Fresh approval				Fresh approval		
Measure of quantity/ Target	Quantity/ Target	Avr. Unit Cost (In lakh)	Fin. Allocation (Rs. in lakh)	Quantity / Target	Avr. Unit Cost (In lakh)	Fin. Allocation (Rs. in lakh)	Measure of quantity/ Target	Quantity/ Target	Avr. Unit Cost (In lakh)	Fin. Allocation (Rs. in lakh)	Quantity/ Target	Avr. Unit Cost (In lakh)	Fin. Allocation (Rs. in lakh)
No. of MTS	1	0.02	0.02	1	0.02	0.02	No. of MTS	3	0.02	0.06	3	0.02	0.06
No. of Vehicle	1	0.60	0.60	1	0.65	0.65	No. of Vehicle	1	0.60	0.60	1	0.65	0.65
Month wise	12	0.10	1.20	12	0.10	1.20	Month wise	12	0.10	1.20	12	0.10	1.20
			10.5753			11.039				17.9333			18.238
case wise	1	0.003	0.003	1	0.003	0.003	case wise	15	0.003	0.05	15	0.003	0.05
Operational cost wise	5	0.375	1.875	5	0.375	1.875	Operational cost wise	5	0.375	1.875	5	0.375	1.875
In litres	250	0.0061	1.53	250	0.0061	1.53	In litres	250	0.0061	1.53	250	0.0061	1.53
Batchwise	2	0.35	0.70	2	0.35	0.70	Batchwise	2	0.35	0.70	2	0.35	0.70

National Health Mission, Assam

13-Fund allocated to Dima Hassao							14-Fund allocated to Goalpara						
2024-25				2025-26			2024-25				2025-26		
Fresh approval				Fresh approval			Fresh approval				Fresh approval		
Mesure of quantity/ Target	Quantity/ Target	Avr. Unit Cost (In lakh)	Fin. Allocation (Rs. in lakh)	Quantity / Target	Avr. Unit Cost (In lakh)	Fin. Allocation (Rs. in lakh)	Mesure of quantity/ Target	Quantity/ Target	Avr. Unit Cost (In lakh)	Fin. Allocation (Rs. in lakh)	Quantity/ Target	Avr. Unit Cost (In lakh)	Fin. Allocation (Rs. in lakh)
Districtwise	1	1.50	1.50	1	1.50	1.50	Districtwise	1	1.10	1.10	1	1.10	1.10
Districtwise	1	1.10	1.10	1	1.10	1.10	Districtwise	1	1.10	1.10	1	1.10	1.10
			6.500			6.500				4.820			4.820
							District wise	1	0.095	0.095	1	0.095	0.095
Block wise	6	0.07500	0.450	6	0.07500	0.450	Block wise	6	0.07500	0.450	6	0.07500	0.450
							District wise	1	1.00	1.00	1	1.00	1.00
District wise	1	0.50	0.50	1	0.50	0.50	District wise	1	0.50	0.50	1	0.50	0.50

National Health Mission, Assam

13-Fund allocated to Dima Hassao							14-Fund allocated to Goalpara						
2024-25				2025-26			2024-25				2025-26		
Fresh approval				Fresh approval			Fresh approval				Fresh approval		
Measure of quantity/ Target	Quantity/ Target	Avr. Unit Cost (In lakh)	Fin. Allocation (Rs. in lakh)	Quantity / Target	Avr. Unit Cost (In lakh)	Fin. Allocation (Rs. in lakh)	Measure of quantity/ Target	Quantity/ Target	Avr. Unit Cost (In lakh)	Fin. Allocation (Rs. in lakh)	Quantity/ Target	Avr. Unit Cost (In lakh)	Fin. Allocation (Rs. in lakh)
District	1	0.20	0.20	1	0.20	0.20	District	1	0.20	0.20	1	0.20	0.20
			1.150			1.150				2.245			2.245
			24.46			24.92				31.63			31.93
0	662	6.044	6.535	614	5.924	6.3735	0	774	25.694	26.282	724	25.664	26.202
Round	1	0.290	0.290	1	0.170	0.170	Round	1	0.350	0.350	1	0.320	0.320
Camp	1	0.100	0.100	1	0.100	0.100	Camp	1	0.100	0.100	1	0.100	0.100
No. of case	4	0.0025	0.010	5	0.0025	0.013	No. of case	10	0.0025	0.025	10	0.0025	0.025

National Health Mission, Assam

13-Fund allocated to Dima Hassao							14-Fund allocated to Goalpara						
2024-25				2025-26			2024-25				2025-26		
Fresh approval				Fresh approval			Fresh approval				Fresh approval		
Mesure of quantity/ Target	Quantity/ Target	Avr. Unit Cost (In lakh)	Fin. Allocation (Rs. in lakh)	Quantity / Target	Avr. Unit Cost (In lakh)	Fin. Allocation (Rs. in lakh)	Mesure of quantity/ Target	Quantity/ Target	Avr. Unit Cost (In lakh)	Fin. Allocation (Rs. in lakh)	Quantity/ Target	Avr. Unit Cost (In lakh)	Fin. Allocation (Rs. in lakh)
No. of case	2	0.004	0.008	2	0.004	0.008	No. of case	4	0.004	0.016	4	0.004	0.016
No. of case	2	0.006	0.012	3	0.006	0.018	No. of case	6	0.006	0.036	6	0.006	0.036
No. of case	350	0.0005	0.175	350	0.0005	0.175	No. of case	450	0.0005	0.225	450	0.0005	0.225
No. of ASHA	300	0.001	0.300	250	0.001	0.250	No. of ASHA	300	0.001	0.300	250	0.001	0.250
District	1	0.100	0.100	1	0.100	0.100	District	1	0.100	0.100	1	0.100	0.100
Round	1	5.540	5.540	1	5.540	5.540	Round	1	25.130	25.130	1	25.130	25.130
0	16	0.007	0.052	16	0.007	0.052	0	40	0.007	0.13	40	0.007	0.13
Foot wear	4	0.004	0.016	4	0.004	0.016	Foot wear	10	0.004	0.040	10	0.004	0.040
No. of Kits	12	0.003	0.036	12	0.003	0.036	No. of Kits	30	0.003	0.090	30	0.003	0.090
0.00	7.00	1.69	2.56	7.00	1.69	2.56	0.00	7.00	1.69	2.56	7.00	1.69	2.56
No. of batch	3	0.43	1.300	3	0.43	1.300	No. of batch	3	0.43	1.300	3	0.43	1.300

National Health Mission, Assam

13-Fund allocated to Dima Hassao							14-Fund allocated to Goalpara						
2024-25				2025-26			2024-25				2025-26		
Fresh approval				Fresh approval			Fresh approval				Fresh approval		
Mesure of quantity/ Target	Quantity/ Target	Avr. Unit Cost (In lakh)	Fin. Allocation (Rs. in lakh)	Quantity / Target	Avr. Unit Cost (In lakh)	Fin. Allocation (Rs. in lakh)	Mesure of quantity/ Target	Quantity/ Target	Avr. Unit Cost (In lakh)	Fin. Allocation (Rs. in lakh)	Quantity/ Target	Avr. Unit Cost (In lakh)	Fin. Allocation (Rs. in lakh)
No. of District	1	0.200	0.200	1	0.200	0.200	No. of District	1	0.200	0.200	1	0.200	0.200
No. of District	1	0.100	0.100	1	0.100	0.100	No. of District	1	0.100	0.100	1	0.100	0.100
District	1	0.600	0.600	1	0.600	0.600	District	1	0.600	0.600	1	0.600	0.600
District	1	0.360	0.360	1	0.360	0.360	District	1	0.360	0.360	1	0.360	0.360
	685		9.147	637		8.986		821		28.972	771		28.892
0	22838	5.99675	20.467	22838	5.99683	20.472	0	55190	6.51913	32.948	55190	6.51921	32.960

National Health Mission, Assam

13-Fund allocated to Dima Hassao							14-Fund allocated to Goalpara						
2024-25				2025-26			2024-25				2025-26		
Fresh approval				Fresh approval			Fresh approval				Fresh approval		
Mesure of quantity/ Target	Quantity/ Target	Avr. Unit Cost (In lakh)	Fin. Allocation (Rs. in lakh)	Quantity / Target	Avr. Unit Cost (In lakh)	Fin. Allocation (Rs. in lakh)	Mesure of quantity/ Target	Quantity/ Target	Avr. Unit Cost (In lakh)	Fin. Allocation (Rs. in lakh)	Quantity/ Target	Avr. Unit Cost (In lakh)	Fin. Allocation (Rs. in lakh)
No. of Patient	200	0.01	2.000	200	0.01	2.000	No. of Patient	550	0.01	5.500	550	0.01	5.500
	2000	0.00025	0.500	2000	0.00025	0.500		3000	0.00025	0.750	3000	0.00025	0.750
	18700	0.00010	1.870	18700	0.00010	1.870		48700	0.00010	4.870	48700	0.00010	4.870
			0.000			0.000				0.000			0.000
			0.000			0.000				0.000			0.000
			0.000			0.000				0.000			0.000
No. of DTC	1	0.500	0.500	1	0.500	0.500	No. of DTC	1	0.500	0.500	1	0.500	0.500
No. of DDS	1	0.200	0.200	1	0.200	0.200	No. of DDS	1	0.200	0.200	1	0.200	0.200
No of TU	3	0.200	0.600	3	0.200	0.600	No of TU	5	0.200	1.000	5	0.200	1.000
No. of DMC	12	0.05	0.600	12	0.05	0.600	No. of DMC	14	0.05	0.700	14	0.05	0.700
			0.000			0.000				0.000			0.000
			0.000			0.000				0.000			0.000
			0.000			0.000				0.000			0.000
No. of Machine	10	0.04	0.400	10	0.04	0.400	No. of Machine	15	0.04	0.600	15	0.04	0.600
			0.000			0.000				0.000			0.000
No. of Str	1	0.515	0.515	1	0.515	0.515	No. of Str	1	0.515	0.515	1	0.515	0.515

National Health Mission, Assam

13-Fund allocated to Dima Hassao							14-Fund allocated to Goalpara						
2024-25			2025-26				2024-25				2025-26		
Fresh approval			Fresh approval				Fresh approval				Fresh approval		
Mesure of quantity/ Target	Quantity/ Target	Avr. Unit Cost (In lakh)	Fin. Allocation (Rs. in lakh)	Quantity / Target	Avr. Unit Cost (In lakh)	Fin. Allocation (Rs. in lakh)	Mesure of quantity/ Target	Quantity/ Target	Avr. Unit Cost (In lakh)	Fin. Allocation (Rs. in lakh)	Quantity/ Target	Avr. Unit Cost (In lakh)	Fin. Allocation (Rs. in lakh)
			0.000			0.000	No. of items		0.00238	0.000		0.00238	0.000
No. of items	1800	0.00238	4.284	1800	0.00238	4.284	No. of items	2700	0.00238	6.426	2700	0.00238	6.426
			0.000			0.000				0.000			0.000
			0.000			0.000				0.000			0.000
No. of Batches	1	2.36	2.360	1	2.36	2.360	No. of Batches	1	2.36	2.360	1	2.36	2.360
No of Participants	24	0.0055	0.132	24	0.006	0.132	No of Participants	30	0.0055	0.165	30	0.006	0.165
No ofCHOs	67	0.01352	0.9058	67	0.0136	0.911	No ofCHOs	151	0.01352	2.0415	151	0.0136	2.054
			0.000			0.000				0.000			0.000
			0.000			0.000				0.000			0.000
			0.000			0.000				0.000			0.000
			0.000			0.000	No. of workshop	1	0.520	0.520	1	0.520	0.520
			0.000			0.000				0.000			0.000
			0.000			0.000				0.000			0.000
			0.000			0.000				0.000			0.000

National Health Mission, Assam

13-Fund allocated to Dima Hassao							14-Fund allocated to Goalpara						
2024-25				2025-26			2024-25				2025-26		
Fresh approval				Fresh approval			Fresh approval				Fresh approval		
Measure of quantity/ Target	Quantity/ Target	Avr. Unit Cost (In lakh)	Fin. Allocation (Rs. in lakh)	Quantity / Target	Avr. Unit Cost (In lakh)	Fin. Allocation (Rs. in lakh)	Measure of quantity/ Target	Quantity/ Target	Avr. Unit Cost (In lakh)	Fin. Allocation (Rs. in lakh)	Quantity/ Target	Avr. Unit Cost (In lakh)	Fin. Allocation (Rs. in lakh)
No. of Items	1	1.400	1.400	1	1.400	1.400	No. of Items	1	1.400	1.400	1	1.400	1.400
			0.000			0.000				0.000			0.000
			0.000			0.000				0.000			0.000
			0.000			0.000				0.000			0.000
No of Visit			0.000			0.000	No of Visit			0.000			0.000
No of Visit	5	0.6	3.000	5	0.600	3.000	No of Visit	7	0.6	4.200	7	0.600	4.200
Lumpsum	12	0.100	1.2000	12	0.100	1.200	Lumpsum	12	0.100	1.2000	12	0.100	1.200
0	765	0.0805	18.535	765	0.0805	18.535	0	2216	0.0805	53.120	2216	0.0805	53.120
No of Patient	565	0.03	16.9500	565	0.03	16.950	No of Patient	1696	0.03	50.8800	1696	0.03	50.880
No of Patient	30	0.05	1.5000	30	0.05	1.500	No of Patient	40	0.05	2.0000	40	0.05	2.000

National Health Mission, Assam

13-Fund allocated to Dima Hassao							14-Fund allocated to Goalpara						
2024-25				2025-26			2024-25				2025-26		
Fresh approval				Fresh approval			Fresh approval				Fresh approval		
Mesure of quantity/ Target	Quantity/ Target	Avr. Unit Cost (In lakh)	Fin. Allocation (Rs. in lakh)	Quantity / Target	Avr. Unit Cost (In lakh)	Fin. Allocation (Rs. in lakh)	Mesure of quantity/ Target	Quantity/ Target	Avr. Unit Cost (In lakh)	Fin. Allocation (Rs. in lakh)	Quantity/ Target	Avr. Unit Cost (In lakh)	Fin. Allocation (Rs. in lakh)
No of Patient	170	0.0005	0.0850	170	0.0005	0.085	No of Patient	480	0.0005	0.2400	480	0.0005	0.240
0	184	0.765	2.410	184	0.765	2.410	0	519	0.465	3.040	519	0.465	3.040
No of Patient	100	0.005	0.5000	100	0.005	0.500	No of Patient	250	0.005	1.2500	250	0.005	1.250
No of Patient	60	0.005	0.3000	60	0.005	0.300	No of Patient	90	0.005	0.4500	90	0.005	0.450
No. of Scheme	2	0.75	1.5000	2	0.75	1.500							
							No of Activity	1	0.45	0.4500	1	0.45	0.450
No of Patient	22	0.005	0.1100	22	0.005	0.110	No of Patient	178	0.005	0.8900	178	0.005	0.890

National Health Mission, Assam

13-Fund allocated to Dima Hassao							14-Fund allocated to Goalpara						
2024-25				2025-26			2024-25				2025-26		
Fresh approval				Fresh approval			Fresh approval				Fresh approval		
Mesure of quantity/ Target	Quantity/ Target	Avr. Unit Cost (In lakh)	Fin. Allocation (Rs. in lakh)	Quantity / Target	Avr. Unit Cost (In lakh)	Fin. Allocation (Rs. in lakh)	Mesure of quantity/ Target	Quantity/ Target	Avr. Unit Cost (In lakh)	Fin. Allocation (Rs. in lakh)	Quantity/ Target	Avr. Unit Cost (In lakh)	Fin. Allocation (Rs. in lakh)
0	330	0.0551	5.223	330	0.0551	5.223	0	1088	0.0551	18.778	1088	0.0551	18.778
No of Patient	191	0.025	4.7700	191	0.025	4.770	No of Patient	706	0.025	17.6500	706	0.025	17.650
No of Participants	3	0.0176	0.0528	3	0.0176	0.053	No of Participants	5	0.0176	0.0880	5	0.0176	0.088
No of Participants	8	0.01	0.0800	8	0.01	0.080	No of Participants	13	0.01	0.1300	13	0.01	0.130
No of Patients	128	0.0025	0.3200	128	0.0025	0.320	No of Patients	364	0.0025	0.9100	364	0.0025	0.910

National Health Mission, Assam

13-Fund allocated to Dima Hassao							14-Fund allocated to Goalpara						
2024-25				2025-26			2024-25				2025-26		
Fresh approval				Fresh approval			Fresh approval				Fresh approval		
Mesure of quantity/ Target	Quantity/ Target	Avr. Unit Cost (In lakh)	Fin. Allocation (Rs. in lakh)	Quantity / Target	Avr. Unit Cost (In lakh)	Fin. Allocation (Rs. in lakh)	Mesure of quantity/ Target	Quantity/ Target	Avr. Unit Cost (In lakh)	Fin. Allocation (Rs. in lakh)	Quantity/ Target	Avr. Unit Cost (In lakh)	Fin. Allocation (Rs. in lakh)
	658		1.850	658		1.850		1092		2.950	1092		2.950
No of activity	58	0.03	1.730	58	0.03	1.730	No of activity	92	0.03	2.750	92	0.030	2.750
No. of poster	600	0.0002	0.120	600	0.0002	0.120	No. of poster	1000	0.0002	0.200	1000	0.0002	0.200
#VALUE!	743	3.320	9.362	743	3.320	9.362	#VALUE!	3.00	3.31	3.81	3.00	3.31	3.81
No. of Patients	740	0.0075	5.550	740	0.0075	5.550							
No of activity	2	0.5	1.000	2	0.5	1.000	No of activity	2	0.5	1.000	2	0.5	1.000
No of Batches	1	2.812	2.812	1	2.812	2.812	No of Batches	1	2.812	2.812	1	2.812	2.812

National Health Mission, Assam

13-Fund allocated to Dima Hassao							14-Fund allocated to Goalpara						
2024-25				2025-26			2024-25				2025-26		
Fresh approval				Fresh approval			Fresh approval				Fresh approval		
Mesure of quantity/ Target	Quantity/ Target	Avr. Unit Cost (In lakh)	Fin. Allocation (Rs. in lakh)	Quantity / Target	Avr. Unit Cost (In lakh)	Fin. Allocation (Rs. in lakh)	Mesure of quantity/ Target	Quantity/ Target	Avr. Unit Cost (In lakh)	Fin. Allocation (Rs. in lakh)	Quantity/ Target	Avr. Unit Cost (In lakh)	Fin. Allocation (Rs. in lakh)
#VALUE!	25680	10.279	58.662	25680	10.279	58.667	#VALUE!	60482	10.494	116.363	60482	10.494	116.375
0	0	0	0	0	0	0	0	0	0	0	0	0	0
0	1	0.15	0.15	1	0.15	0.15	0	1	0.15	0.15	1	0.15	0.15

National Health Mission, Assam

13-Fund allocated to Dima Hassao							14-Fund allocated to Goalpara						
2024-25				2025-26			2024-25				2025-26		
Fresh approval				Fresh approval			Fresh approval				Fresh approval		
Mesure of quantity/ Target	Quantity/ Target	Avr. Unit Cost (In lakh)	Fin. Allocation (Rs. in lakh)	Quantity / Target	Avr. Unit Cost (In lakh)	Fin. Allocation (Rs. in lakh)	Mesure of quantity/ Target	Quantity/ Target	Avr. Unit Cost (In lakh)	Fin. Allocation (Rs. in lakh)	Quantity/ Target	Avr. Unit Cost (In lakh)	Fin. Allocation (Rs. in lakh)
per district	1.000	0.150	0.150	1.000	0.150	0.150	per district	1.000	0.1500	0.1500	1.0000	0.1500	0.1500
0	1	0.12	0.12	1	0.12	0.12	0	1	0.12	0.12	1	0.12	0.12
Per TC	1.000	0	0.120	1.000	0.120	0.120	Per TC	1	0.120	0.120	1	0.120	0.120

National Health Mission, Assam

13-Fund allocated to Dima Hassao							14-Fund allocated to Goalpara						
2024-25				2025-26			2024-25				2025-26		
Fresh approval				Fresh approval			Fresh approval				Fresh approval		
Measure of quantity/ Target	Quantity/ Target	Avr. Unit Cost (In lakh)	Fin. Allocation (Rs. in lakh)	Quantity / Target	Avr. Unit Cost (In lakh)	Fin. Allocation (Rs. in lakh)	Measure of quantity/ Target	Quantity/ Target	Avr. Unit Cost (In lakh)	Fin. Allocation (Rs. in lakh)	Quantity/ Target	Avr. Unit Cost (In lakh)	Fin. Allocation (Rs. in lakh)
			0.00			0.00				0.00			0.00
			0.00			0.00				0.00			0.00
			99.30			98.65				183.99			183.52
In nos.	100	0.01	0.50	100	0.01	0.50	In nos.	3100	0.01	15.50	3100	0.01	15.50
In nos.	200	0.02	2	200	0.02	2	In nos.	1000	0.02	13.00	1000	0.02	13.00
0.000	0	0	0	0	0	0	0.000	0	0	0	0	0	0
0	0	0.00	0.00	0.000	0.000	0.000	0	0	0.00	0.00	0	0.000	0.000
0	0	0.00	0.00	0	0.00	0.00	0	0	0.00	0.00	0	0.00	0.00
0	0	0.00	0.00	0	0.00	0.00	0	0	0.00	0.00	0	0.00	0.00
0	0	0.00	0.00	0	0.00	0.00	0	0	0.00	0.00	0	0.00	0.00

National Health Mission, Assam

13-Fund allocated to Dima Hassao							14-Fund allocated to Goalpara						
2024-25				2025-26			2024-25				2025-26		
Fresh approval				Fresh approval			Fresh approval				Fresh approval		
Measure of quantity/ Target	Quantity/ Target	Avr. Unit Cost (In lakh)	Fin. Allocation (Rs. in lakh)	Quantity / Target	Avr. Unit Cost (In lakh)	Fin. Allocation (Rs. in lakh)	Measure of quantity/ Target	Quantity/ Target	Avr. Unit Cost (In lakh)	Fin. Allocation (Rs. in lakh)	Quantity/ Target	Avr. Unit Cost (In lakh)	Fin. Allocation (Rs. in lakh)
In nos.	250	0.00	0.00	250	0.00	0.00	In nos.	1400	0.00	0.00	1400	0.00	0.00
In nos.	400	0.00	0.00	400	0.00	0.00	In nos.	2500	0.00	0.00	2500	0.00	0.00
0	0	0.00	0.00	0	0.00	0.00	0	0	0.00	0.00	0	0.00	0.00
0	0	0.00	0.00	0	0.00	0.00	0	0	0.00	0.00	0	0.00	0.00
0	1	0.20	0.20	1	0.20	0.20	0	1	0.40	0.40	1	0.40	0.40
	951		2.70	951		2.70		8001		28.90	8001		28.90
per district	1	3.96	3.96	1	3.96	3.96	per district	1	5.16	5.16	1	5.16	5.16
per district	1	1.00	1.00	1	1.00	1.00	per district	1	1.50	1.50	1	1.50	1.50
per district	1	0.10	0.10	1	0.10	0.10	per district	1	0.10	0.10	1	0.10	0.10
per district	3.000	0.2655	0.797	3.000	0.2655	0.797	per district	4	0.2655	1.062	3	0.2655	0.797

National Health Mission, Assam

13-Fund allocated to Dima Hassao							14-Fund allocated to Goalpara						
2024-25				2025-26			2024-25				2025-26		
Fresh approval				Fresh approval			Fresh approval				Fresh approval		
Measure of quantity/ Target	Quantity/ Target	Avr. Unit Cost (In lakh)	Fin. Allocation (Rs. in lakh)	Quantity / Target	Avr. Unit Cost (In lakh)	Fin. Allocation (Rs. in lakh)	Measure of quantity/ Target	Quantity/ Target	Avr. Unit Cost (In lakh)	Fin. Allocation (Rs. in lakh)	Quantity/ Target	Avr. Unit Cost (In lakh)	Fin. Allocation (Rs. in lakh)
per district	1	0.12	0.12	1	0.12	0.12	per district	1	0.12	0.12	1	0.12	0.12
per district	1	0.7986	0.80	1	0.85	0.85	per district	1	1.111	1.11	1	1.16	1.16
per district	1	0.25	0.25	1	0.25	0.25	per district	1	0.25	0.25	1	0.25	0.25
	9		7.03	9		7.0742		10		9.30	9		9.086
0	1.00	0.75	0.75	1	0.75	0.75	0	1.00	0.75	0.75	1	0.75	0.75
Per District	1	0.75	0.75	1	0.75	0.75	Per District	1	0.75	0.75	1	0.75	0.75

National Health Mission, Assam

13-Fund allocated to Dima Hassao							14-Fund allocated to Goalpara						
2024-25				2025-26			2024-25				2025-26		
Fresh approval				Fresh approval			Fresh approval				Fresh approval		
Mesure of quantity/ Target	Quantity/ Target	Avr. Unit Cost (In lakh)	Fin. Allocation (Rs. in lakh)	Quantity / Target	Avr. Unit Cost (In lakh)	Fin. Allocation (Rs. in lakh)	Mesure of quantity/ Target	Quantity/ Target	Avr. Unit Cost (In lakh)	Fin. Allocation (Rs. in lakh)	Quantity/ Target	Avr. Unit Cost (In lakh)	Fin. Allocation (Rs. in lakh)
0	2.00	-	-	2	-	-	0	2.00	-	-	2	-	-
Per District	1	-	-	1	-	-	Per District	1	-	-	1	-	-
Per District	1	-	-	1	-	-	Per District	1	-	-	1	-	-
	3		0.75	3		0.75		3		0.75	3		0.75
Month wise	12	0.045	0.54	12	0.045	0.54	Month wise	12	0.045	0.54	12	0.045	0.54
Batchwise	1	0.25	0.25	1	0.25	0.25	Batchwise	1	0.25	0.25	1	0.25	0.25
Districtwise	1	0.75	0.75	1	0.75	0.75	Districtwise	1	0.75	0.75	1	0.75	0.75

National Health Mission, Assam

13-Fund allocated to Dima Hassao							14-Fund allocated to Goalpara						
2024-25			2025-26				2024-25				2025-26		
Fresh approval			Fresh approval				Fresh approval				Fresh approval		
Mesure of quantity/ Target	Quantity/ Target	Avr. Unit Cost (In lakh)	Fin. Allocation (Rs. in lakh)	Quantity / Target	Avr. Unit Cost (In lakh)	Fin. Allocation (Rs. in lakh)	Mesure of quantity/ Target	Quantity/ Target	Avr. Unit Cost (In lakh)	Fin. Allocation (Rs. in lakh)	Quantity/ Target	Avr. Unit Cost (In lakh)	Fin. Allocation (Rs. in lakh)
College wise	2	0.05	0.10	2	0.05	0.10	College wise	4	0.05	0.20	4	0.05	0.20
Batchwise	1	0.25	0.25	1	0.25	0.25	Batchwise	1	0.25	0.25	1	0.25	0.25
District wise	0	0.25	0.00	0	0.25	0.00	District wise	0	0.25	0.00	0	0.25	0.00

National Health Mission, Assam

13-Fund allocated to Dima Hassao							14-Fund allocated to Goalpara						
2024-25				2025-26			2024-25				2025-26		
Fresh approval				Fresh approval			Fresh approval				Fresh approval		
Measure of quantity/ Target	Quantity/ Target	Avr. Unit Cost (In lakh)	Fin. Allocation (Rs. in lakh)	Quantity / Target	Avr. Unit Cost (In lakh)	Fin. Allocation (Rs. in lakh)	Measure of quantity/ Target	Quantity/ Target	Avr. Unit Cost (In lakh)	Fin. Allocation (Rs. in lakh)	Quantity/ Target	Avr. Unit Cost (In lakh)	Fin. Allocation (Rs. in lakh)
Batchwise	1	0.25	0.25	1	0.25	0.25	Batchwise	1	0.25	0.25	1	0.25	0.25
No. of survey	0	0.20	0.00	0	0.20	0.00	No. of survey	0	0.20	0.00	0	0.20	0.00
	18		2.14	18		2.14		20		2.24	20		2.24
-	-	-	-	-	-	-	-	-	-	-	-	-	-
Per Unit	0	-	-	0	-	-	Per Unit	0	-	-	0	-	-
Per Unit	0	-	-	0	-	-	Per Unit	0	-	-	0	-	-
Per Unit	0	-	-	0	-	-	Per Unit	0	-	-	0	-	-
-	-	-	-	-	-	-	-	-	-	-	-	-	-
Per Unit	0	-	-	0	-	-	Per Unit	0	-	-	0	-	-
Per Unit	0	-	-	0	-	-	Per Unit	0	-	-	0	-	-
Per Unit	0	-	-	0	-	-	Per Unit	0	-	-	0	-	-

National Health Mission, Assam

13-Fund allocated to Dima Hassao							14-Fund allocated to Goalpara						
2024-25				2025-26			2024-25				2025-26		
Fresh approval				Fresh approval			Fresh approval				Fresh approval		
Measure of quantity/ Target	Quantity/ Target	Avr. Unit Cost (In lakh)	Fin. Allocation (Rs. in lakh)	Quantity / Target	Avr. Unit Cost (In lakh)	Fin. Allocation (Rs. in lakh)	Measure of quantity/ Target	Quantity/ Target	Avr. Unit Cost (In lakh)	Fin. Allocation (Rs. in lakh)	Quantity/ Target	Avr. Unit Cost (In lakh)	Fin. Allocation (Rs. in lakh)
Per Unit	0	-	-	0	-	-	Per Unit	0	-	-	0	-	-
Per Unit	0	-	-	0	-	-	Per Unit	0	-	-	0	-	-
Per Unit	0	-	-	0	-	-	Per Unit	0	-	-	0	-	-
Per Unit	1	1.24	1.24	1	1.24	1.24	Per Unit	1	1.24	1.24	1	1.24	1.24
Per Unit	1	1.36	1.36	1	1.36	1.36	Per Unit	1	1.36	1.36	1	1.36	1.36
Per Unit	0	-	-	0	-	-	Per Unit	0	-	-	0	-	-
Per Unit	0	-	-	0	-	-	Per Unit	0	-	-	0	-	-
Per Unit	0	-	-	0	-	-	Per Unit	0	-	-	0	-	-
Per Unit	0	-	-	0	-	-	Per Unit	0	-	-	0	-	-
Per Unit	-	-	-	-	-	-	Per Unit	-	-	-	-	-	-
Per Unit	0	-	-	0	-	-	Per Unit	0	-	-	0	-	-

National Health Mission, Assam

13-Fund allocated to Dima Hassao							14-Fund allocated to Goalpara						
2024-25				2025-26			2024-25				2025-26		
Fresh approval				Fresh approval			Fresh approval				Fresh approval		
Measure of quantity/ Target	Quantity/ Target	Avr. Unit Cost (In lakh)	Fin. Allocation (Rs. in lakh)	Quantity / Target	Avr. Unit Cost (In lakh)	Fin. Allocation (Rs. in lakh)	Measure of quantity/ Target	Quantity/ Target	Avr. Unit Cost (In lakh)	Fin. Allocation (Rs. in lakh)	Quantity/ Target	Avr. Unit Cost (In lakh)	Fin. Allocation (Rs. in lakh)
No of IEC materials	0	0.008	0.000	0	0.008	0.000	No of IEC materials	0	0.008	0.000	0	0.008	0.000
per District/State	0	0.344	0.000	0	0.344	0.000	per District/State	0	0.344	0.000	0	0.344	0.000
No of VHNSC	0	0.000	0.000	0	0.000	0.000	No of VHNSC	0	0.000	0.000	0	0.000	0.000
No. Of Batch	1	0.250	0.250	1	0.250	0.250	No. Of Batch	2	0.250	0.500	2	0.250	0.500

National Health Mission, Assam

13-Fund allocated to Dima Hassao							14-Fund allocated to Goalpara						
2024-25				2025-26			2024-25				2025-26		
Fresh approval				Fresh approval			Fresh approval				Fresh approval		
Measure of quantity/ Target	Quantity/ Target	Avr. Unit Cost (In lakh)	Fin. Allocation (Rs. in lakh)	Quantity / Target	Avr. Unit Cost (In lakh)	Fin. Allocation (Rs. in lakh)	Measure of quantity/ Target	Quantity/ Target	Avr. Unit Cost (In lakh)	Fin. Allocation (Rs. in lakh)	Quantity/ Target	Avr. Unit Cost (In lakh)	Fin. Allocation (Rs. in lakh)
Per HI	0	0.000	0.000	0	0.000	0.000	Per HI	0	0.000	0.000	0	0.000	0.000
Per HI	0	0.000	0.000	0	0.000	0.000	Per HI	0	0.000	0.000	0	0.000	0.000
Per HI	0	0.000	0.000	0	0.000	0.000	Per HI	0	0.000	0.000	0	0.000	0.000
Per HI	0	0.000	0.000	0	0.000	0.000	Per HI	0	0.000	0.000	0	0.000	0.000
Per HI	0	0.000	0.000	0	0.000	0.000	Per HI	0	0.000	0.000	0	0.000	0.000

National Health Mission, Assam

13-Fund allocated to Dima Hassao							14-Fund allocated to Goalpara						
2024-25				2025-26			2024-25				2025-26		
Fresh approval				Fresh approval			Fresh approval				Fresh approval		
Measure of quantity/ Target	Quantity/ Target	Avr. Unit Cost (In lakh)	Fin. Allocation (Rs. in lakh)	Quantity / Target	Avr. Unit Cost (In lakh)	Fin. Allocation (Rs. in lakh)	Measure of quantity/ Target	Quantity/ Target	Avr. Unit Cost (In lakh)	Fin. Allocation (Rs. in lakh)	Quantity/ Target	Avr. Unit Cost (In lakh)	Fin. Allocation (Rs. in lakh)
Pert Facility	0	0.000	0.000	0	0.000	0.000	Pert Facility	0	0.000	0.000	0	0.000	0.000
Pert Facility	0	0.000	0.000	0	0.000	0.000	Pert Facility	0	0.000	0.000	0	0.000	0.000
No of HF	0	0.100	0.000	0	0.100	0.000	No of HF	0	0.100	0.000	0	0.100	0.000
per equipment	0	2.500	0.000	0	2.500	0.000	per equipment	0	2.500	0.000	0	2.500	0.000
Per state & district	1	0.080	0.080	1	0.080	0.080	Per state & district	1	0.080	0.080	1	0.080	0.080
per workshop	0	0.000	0.000	0	0.000	0.000	per workshop	0	0.000	0.000	0	0.000	0.000

National Health Mission, Assam

13-Fund allocated to Dima Hassao							14-Fund allocated to Goalpara						
2024-25				2025-26			2024-25				2025-26		
Fresh approval				Fresh approval			Fresh approval				Fresh approval		
Measure of quantity/ Target	Quantity/ Target	Avr. Unit Cost (In lakh)	Fin. Allocation (Rs. in lakh)	Quantity / Target	Avr. Unit Cost (In lakh)	Fin. Allocation (Rs. in lakh)	Measure of quantity/ Target	Quantity/ Target	Avr. Unit Cost (In lakh)	Fin. Allocation (Rs. in lakh)	Quantity/ Target	Avr. Unit Cost (In lakh)	Fin. Allocation (Rs. in lakh)
								5	0.060	0.300	5	0.060	0.300
								4	0.080	0.320	4	0.080	0.320
								82	0.0025	0.205	82	0.0025	0.205

National Health Mission, Assam

13-Fund allocated to Dima Hassao							14-Fund allocated to Goalpara						
2024-25				2025-26			2024-25				2025-26		
Fresh approval				Fresh approval			Fresh approval				Fresh approval		
Mesure of quantity/ Target	Quantity/ Target	Avr. Unit Cost (In lakh)	Fin. Allocation (Rs. in lakh)	Quantity / Target	Avr. Unit Cost (In lakh)	Fin. Allocation (Rs. in lakh)	Mesure of quantity/ Target	Quantity/ Target	Avr. Unit Cost (In lakh)	Fin. Allocation (Rs. in lakh)	Quantity/ Target	Avr. Unit Cost (In lakh)	Fin. Allocation (Rs. in lakh)
								1	1.750	1.750	1	1.750	1.750
								56	0.050	2.800	56	0.050	2.800
	12		0.30	12		0.30		5542		17.63	5649		17.65

National Health Mission, Assam

15-Fund allocated to Golaghat							16-Fund allocated to Hailakandi						
2024-25				2025-26			2024-25				2025-26		
Fresh approval				Fresh approval			Fresh approval				Fresh approval		
Mesure of quantity/ Target	Quantity/ Target	Avr. Unit Cost (In lakh)	Fin. Allocation (Rs. in lakh)	Quantity/ Target	Avr. Unit Cost (In lakh)	Fin. Allocation (Rs. in lakh)	Mesure of quantity/ Target	Quantity/ Target	Avr. Unit Cost (In lakh)	Fin. Allocation (Rs. in lakh)	Quantity/ Target	Avr. Unit Cost (In lakh)	Fin. Allocation (Rs. in lakh)
0	4234	0	2.12	4938	0	2.47	0	3082	0	1.54	3594	0	1.80
No. of VHSND session	4234	0.0005	2.12	4938	0.0005	2.47	No. of VHSND session	3082	0.0005	1.54	3594	0.0005	1.80
			0.00			0.00				0.00			0.00
	0		0.00	0	0	0.00		0		0.00	0	0	0.00
	0	0.000	0.00	0	0.00	0.00		0	0.000	0.00	0	0.00	0.00
	0	0.000	0.00	0	0.00	0.00		0	0.000	0.00	0	0.00	0.00
	0	0.000	0.00	0	0.00	0.00		0	0.000	0.00	0	0.00	0.00
	7824	64.38	172.26	7824	57.66	165.54		10703	85.50	234.30	10703	79.55	228.35
No of Home Deliveries	2	0.005	0.01	2	0.005	0.01	No of Home Deliveries	56	0.005	0.28	56	0.005	0.28
No of Istitutional Deliveires (Rural)	7428	0.014	103.99	7428	0.014	103.99	No of Istitutional Deliveires (Rural)	10528	0.014	147.39	10528	0.014	147.39

National Health Mission, Assam

15-Fund allocated to Golaghat							16-Fund allocated to Hailakandi						
2024-25				2025-26			2024-25				2025-26		
Fresh approval				Fresh approval			Fresh approval				Fresh approval		
Mesure of quantity/ Target	Quantity/ Target	Avr. Unit Cost (In lakh)	Fin. Allocation (Rs. in lakh)	Quantity/ Target	Avr. Unit Cost (In lakh)	Fin. Allocation (Rs. in lakh)	Mesure of quantity/ Target	Quantity/ Target	Avr. Unit Cost (In lakh)	Fin. Allocation (Rs. in lakh)	Quantity/ Target	Avr. Unit Cost (In lakh)	Fin. Allocation (Rs. in lakh)
No of Istitutional Deliveires (Urban)	391	0.01	3.91	391	0.01	3.91	No of Istitutional Deliveires (Urban)	116	0.01	1.16	116	0.01	1.16
No of districts	1	2.400	2.40	1	0	0.00	No of districts	1	0	0.00	1	0	0.00
No of districts	1	57.630	57.63	1	57.630	57.63	No of districts	1	79.520	79.52	1	79.520	79.52
No of districts	1	4.32	4.32	1	0	0.00	No of districts	1	5.95	5.95	1	0	0.00
	1309	123.83	132.31	1371	76.67	85.56		461	151.45	154.42	483	90.24	93.36
No of districts	1	47.63	47.63	1	0	0.00	No of districts	1	61.72	61.72	1	0	0.00
No of complicat ed pregnanci es	1306	0.0065	8.49	1368	0.0065	8.89	No of complicate d pregnanci es	458	0.0065	2.98	480	0.0065	3.12
No of districts	1	28.125	28.125	1	28.597	28.597	No of districts	1	36.374	36.374	1	36.886	36.886
No of districts	1	48.07	48.07	1	48.07	48.07	No of districts	1	53.35	53.35	1	53.35	53.35

National Health Mission, Assam

15-Fund allocated to Golaghat							16-Fund allocated to Hailakandi						
2024-25			2025-26				2024-25			2025-26			
Fresh approval			Fresh approval				Fresh approval			Fresh approval			
Measure of quantity/ Target	Quantity/ Target	Avr. Unit Cost (In lakh)	Fin. Allocation (Rs. in lakh)	Quantity/ Target	Avr. Unit Cost (In lakh)	Fin. Allocation (Rs. in lakh)	Measure of quantity/ Target	Quantity/ Target	Avr. Unit Cost (In lakh)	Fin. Allocation (Rs. in lakh)	Quantity/ Target	Avr. Unit Cost (In lakh)	Fin. Allocation (Rs. in lakh)
	9773	0.01	68.41	9773	0.01	68.411		13305	0.01	93.14	13305	0.01	93.135
No of Institutional Deliveries	9773	0.007	68.41	9773	0.007	68.41	No of Institutional Deliveries	13305	0.007	93.14	13305	0.007	93.14
	1	10.71	10.71	1	11.10	11.10		1	7.14	7.14	1	7.40	7.40
No of districts	1	10.71	10.71	1	11.10	11.10	No of districts	1	7.14	7.14	1	7.40	7.40
	12		0.27	12		0.27		10		0.25	10		0.25
			0.00			0.00				0.00			0.00
No of districts	1	0.12	0.12	1	0.12	0.12	No of districts	1	0.12	0.12	1	0.12	0.12
No of blocks	5	0.02	0.10	5	0.02	0.10	No of blocks	4	0.02	0.08	4	0.02	0.08
No of districts	1	0.05	0.05	1	0.05	0.05	No of districts	1	0.05	0.05	1	0.05	0.05
No of blocks	5	0	0.00	5	0	0.00	No of blocks	4	0	0.00	4	0	0.00
	0	0	0.00	0	0.00	0.00		0	0.00	0.00	0	0.00	0.00
No of regional institute	0	0	0.00	0	0	0.00	No of regional institute	0	0	0.00	0	0	0.00

National Health Mission, Assam

15-Fund allocated to Golaghat							16-Fund allocated to Hailakandi						
2024-25				2025-26			2024-25				2025-26		
Fresh approval				Fresh approval			Fresh approval				Fresh approval		
Measure of quantity/ Target	Quantity/ Target	Avr. Unit Cost (In lakh)	Fin. Allocation (Rs. in lakh)	Quantity/ Target	Avr. Unit Cost (In lakh)	Fin. Allocation (Rs. in lakh)	Measure of quantity/ Target	Quantity/ Target	Avr. Unit Cost (In lakh)	Fin. Allocation (Rs. in lakh)	Quantity/ Target	Avr. Unit Cost (In lakh)	Fin. Allocation (Rs. in lakh)
No of ME	0	0	0.00	0	0	0.00	No of ME	0	0	0.00	0	0	0.00
No of NPM	0	0	0.00	0	0	0.00	No of NPM	0	0	0.00	0	0	0.00
	8		0.23	8		0.23		9		0.23	9		0.23
no of activities	1	0.214	0.21	1	0.214	0.21	no of activities	1	0.218	0.22	1	0.218	0.22
no of claims	7	0.002	0.01	7	0.002	0.014	no of claims	8	0	0.02	8	0.002	0.02
			0.00			0.00				0.00			0.00
			0.00			0.00				0.00			0.00
	785		3.21	817		3.26		1093		11.07	1138		5.13
No of cases	780	0.0015	1.17	812	0.0015	1.22	No of cases	1086	0.0015	1.63	1132	0.0015	1.70
	0	0	0.00	0	0	0.00		0	0	0.00	0	0	0.00
	0	0	0.00	0	0	0.00		0	0	0.00	0	0	0.00
	0	0	0.00	0	0	0.00		0	0	0.00	0	0	0.00
	0	0	0.00	0	0	0.00		0	0	0.00	0	0	0.00
No of batch	1	1.396	1.40	1	1.396	1.40	No of batch	2	1.396	2.79	2	1.396	2.79
No of batch	1	0.502	0.50	1	0.502	0.50	No of batch	1	0.502	0.50	1	0.502	0.50

National Health Mission, Assam

15-Fund allocated to Golaghat							16-Fund allocated to Hailakandi						
2024-25				2025-26			2024-25				2025-26		
Fresh approval				Fresh approval			Fresh approval				Fresh approval		
Measure of quantity/ Target	Quantity/ Target	Avr. Unit Cost (In lakh)	Fin. Allocation (Rs. in lakh)	Quantity/ Target	Avr. Unit Cost (In lakh)	Fin. Allocation (Rs. in lakh)	Measure of quantity/ Target	Quantity/ Target	Avr. Unit Cost (In lakh)	Fin. Allocation (Rs. in lakh)	Quantity/ Target	Avr. Unit Cost (In lakh)	Fin. Allocation (Rs. in lakh)
0	0	0	0.00	0	0	0.00	0	0	0	0.00	0	0	0.00
No of meeting	1	0.072	0.07	1	0.072	0.07	No of meeting	1	0.072	0.07	1	0.072	0.07
No of meeting	2	0.036	0.07	2	0.036	0.07	No of meeting	2	0	0.07	2	0.036	0.07
			0.00			0.00				0.00			0.00
0	0	0	0.00	0	0	0.00	0	0	0	0.00	0	0	0.00
0	0	0	0.00	0	0	0.00	0	0	0	0.00	0	0	0.00
0	0	0	0.00	0	0	0.00	0	0	0	0.00	0	0	0.00
0	0	0	0.00	0	0	0.00	0	0	0	0.00	0	0	0.00
0	0	0	0.00	0	0	0.00	0	0	0	0.00	0	0	0.00
0	0	0	0.00	0	0	0.00	No of facility	1	6	6.00	0	0	0.00
0	0	0	0.00	0	0	0.00	0	0	0	0.00	0	0	0.00
0	0	0.00	0.00	0	0.00	0.00	0	0	0.00	0.00	0	0.00	0.00
0	0	0.00	0.00	0	0.00	0.00	0	0	0.00	0.00	0	0.00	0.00
0	0	0.00	0.00	0	0.00	0.00	0	0	0.00	0.00	0	0.00	0.00

National Health Mission, Assam

15-Fund allocated to Golaghat							16-Fund allocated to Hailakandi						
2024-25				2025-26			2024-25				2025-26		
Fresh approval				Fresh approval			Fresh approval				Fresh approval		
Measure of quantity/ Target	Quantity/ Target	Avr. Unit Cost (In lakh)	Fin. Allocation (Rs. in lakh)	Quantity/ Target	Avr. Unit Cost (In lakh)	Fin. Allocation (Rs. in lakh)	Measure of quantity/ Target	Quantity/ Target	Avr. Unit Cost (In lakh)	Fin. Allocation (Rs. in lakh)	Quantity/ Target	Avr. Unit Cost (In lakh)	Fin. Allocation (Rs. in lakh)
0	0	0.00	0.00	0	0.00	0.00	0	0	0.00	0.00	0	0.00	0.00
0	0	0.00	0.00	0	0.00	0.00	0	0	0.00	0.00	0	0.00	0.00
0	0	0.00	0.00	0	0.00	0.00	0	0	0.00	0.00	0	0.00	0.00
			0.00			0.00				0.00			0.00
0	0	0.00	0.00	0	0.00	0.00	0	0	0.00	0.00	0	0.00	0.00
0	0	0.00	0.00	0	0.00	0.00	0	0	0.00	0.00	0	0.00	0.00
	15		0.30	15		0.30		6		0.12	6		0.12
no of visists	15	0.02	0.30	15	0.02	0.30	no of visits	6	0.02	0.12	6	0.02	0.12
0	0	0.00	0.00	0	0.00	0.00	0	0	0.00	0.00	0	0.00	0.00
	305		7.32	305		7.32		195		4.68	195		4.68
No of ANMs	305	0.024	7.32	305	0.024	7.32	No of ANMs	195	0	4.68	195	0.024	4.68
			0.00			0.00				0.00			0.00

National Health Mission, Assam

15-Fund allocated to Golaghat							16-Fund allocated to Hailakandi						
2024-25			2025-26				2024-25			2025-26			
Fresh approval			Fresh approval				Fresh approval			Fresh approval			
Measure of quantity/ Target	Quantity/ Target	Avr. Unit Cost (In lakh)	Fin. Allocation (Rs. in lakh)	Quantity/ Target	Avr. Unit Cost (In lakh)	Fin. Allocation (Rs. in lakh)	Measure of quantity/ Target	Quantity/ Target	Avr. Unit Cost (In lakh)	Fin. Allocation (Rs. in lakh)	Quantity/ Target	Avr. Unit Cost (In lakh)	Fin. Allocation (Rs. in lakh)
	15024		35.61	15748		37.20		10524		40.34	10974		41.14
			0.00			0.00				0.00			0.00
no ofclaims	14364	0.002	21.55	15083	0.002	22.62	no of claims	8877	0	13.32	9320	0.002	13.98
no of claims	430	0.001	0.43	430	0.001	0.43	no of claims	1381	0	1.38	1381	0.001	1.38
			0.00			0.00				0.00			0.00
0	0	0.00	0.00	0	0.00	0.00	0	0	0.00	0.00	0	0.00	0.00
			0.00			0.00				0.00			0.00
			0.00			0.00				0.00			0.00
			0.00			0.00				0.00			0.00
			0.00			0.00				0.00			0.00
			0.00			0.00				0.00			0.00
0	0	0.00	0.00	0	0.00	0.00	0	0	0.00	0.00	0	0.00	0.00
			0.00			0.00				0.00			0.00
			0.00			0.00	no of activities	8	2	14.16	8	2	14.16

National Health Mission, Assam

15-Fund allocated to Golaghat							16-Fund allocated to Hailakandi						
2024-25				2025-26			2024-25				2025-26		
Fresh approval				Fresh approval			Fresh approval				Fresh approval		
Measure of quantity/ Target	Quantity/ Target	Avr. Unit Cost (In lakh)	Fin. Allocation (Rs. in lakh)	Quantity/ Target	Avr. Unit Cost (In lakh)	Fin. Allocation (Rs. in lakh)	Measure of quantity/ Target	Quantity/ Target	Avr. Unit Cost (In lakh)	Fin. Allocation (Rs. in lakh)	Quantity/ Target	Avr. Unit Cost (In lakh)	Fin. Allocation (Rs. in lakh)
0	0	0	0.00	0	0	0.00	0	0	0	0.00	0	0	0.00
No of batch	6	1.65	9.90	7	1.65	11.55	No of batch	5	1.65	8.25	5	1.65	8.25
0	0	0	0.00	0	0	0.00	0	0	0	0.00	0	0	0.00
No of batch	1	0.2904	0.29	1	0.2904	0.29	No of batch	1	0.2904	0.29	1	0.2904	0.29
No of batch	1	0.3564	0.36	1	0.3564	0.36	No of batch	1	0.3564	0.36	1	0.3564	0.36
0	0	0.000	0.00	0	0.000	0.00	0	0	0	0.00	0	0.000	0.00
No of batch	2	0.6963	1.39	2	0.6963	1.39	No of batch	2	0.6963	1.39	3	0.6963	2.09
			0.00			0.00				0.00			0.00
			0.00			0.00				0.00			0.00
			0.00			0.00				0.00			0.00
			0.00			0.00				0.00			0.00
			0.00			0.00				0.00			0.00
			0.00			0.00				0.00			0.00
no of cases	218	0.003	0.55	224	0.003	0.56	no of cases	248	0	0.62	255	0.003	0.64

National Health Mission, Assam

15-Fund allocated to Golaghat							16-Fund allocated to Hailakandi						
2024-25				2025-26			2024-25				2025-26		
Fresh approval				Fresh approval			Fresh approval				Fresh approval		
Measure of quantity/ Target	Quantity/ Target	Avr. Unit Cost (In lakh)	Fin. Allocation (Rs. in lakh)	Quantity/ Target	Avr. Unit Cost (In lakh)	Fin. Allocation (Rs. in lakh)	Measure of quantity/ Target	Quantity/ Target	Avr. Unit Cost (In lakh)	Fin. Allocation (Rs. in lakh)	Quantity/ Target	Avr. Unit Cost (In lakh)	Fin. Allocation (Rs. in lakh)
no of waiting home	2	0.576	1.15	0	0.000	0.00	no of waiting home	1	1	0.58	0	0.000	0.00
0	0	0.000	0.00	0	0.000	0.00	0	0	0	0.00	0	0.000	0.00
	900		122.40	0		0.00		390		53.04	0		0.00
			0.00			0.00				0.00			0.00
			0.00			0.00				0.00			0.00
			0.00			0.00				0.00			0.00
			0.00			0.00				0.00			0.00
			0.00			0.00				0.00			0.00
0	0	0.00	0.00	0	0.00	0.00	0	0	0.00	0.00	0	0.00	0.00
0	900	0.14	122.40	0	0.00	0.00	0	390	0.14	53.04	0	0.00	0.00
			555.16			381.66				600.27			475.60

National Health Mission, Assam

15-Fund allocated to Golaghat							16-Fund allocated to Hailakandi						
2024-25			2025-26				2024-25				2025-26		
Fresh approval			Fresh approval				Fresh approval				Fresh approval		
Measure of quantity/ Target	Quantity/ Target	Avr. Unit Cost (In lakh)	Fin. Allocation (Rs. in lakh)	Quantity/ Target	Avr. Unit Cost (In lakh)	Fin. Allocation (Rs. in lakh)	Measure of quantity/ Target	Quantity/ Target	Avr. Unit Cost (In lakh)	Fin. Allocation (Rs. in lakh)	Quantity/ Target	Avr. Unit Cost (In lakh)	Fin. Allocation (Rs. in lakh)
Clinics	40	0.00375	0.15	40	0.00375	0.15	Clinics	40	0.00375	0.15	40	0.00375	0.15
Lumpsum	1	0.3	0.3	1	0.3	0.3	Lumpsum	1	0.3	0.3	1	0.3	0.3
Number	1	0.5	0.5	1	0.5	0.5	Number	1	0.5	0.5	1	0.5	0.5
Lumpsum	0	0.0	0.0	1	0.5	0.5	Lumpsum	0	0.0	0.0	1	0.5	0.5
	42		0.95	43		1.45		42		0.95	43		1.45
	49		43.97	37		42.81		39		34.92	30		34.27
10	10	4.2	42.00	10	4.2	42.00	8	8	4.2	33.60	8	4.2	33.60
10	10	0.036	0.360	10.000	0.036	0.360	8	8	0.036	0.288	8	0.036	0.288
10	10	0.023	0.230			0.00	8	8	0.023	0.184			0.00
			0.00			0.00				0.00			0.00

National Health Mission, Assam

15-Fund allocated to Golaghat							16-Fund allocated to Hailakandi						
2024-25				2025-26			2024-25				2025-26		
Fresh approval				Fresh approval			Fresh approval				Fresh approval		
Mesure of quantity/ Target	Quantity/ Target	Avr. Unit Cost (In lakh)	Fin. Allocation (Rs. in lakh)	Quantity/ Target	Avr. Unit Cost (In lakh)	Fin. Allocation (Rs. in lakh)	Mesure of quantity/ Target	Quantity/ Target	Avr. Unit Cost (In lakh)	Fin. Allocation (Rs. in lakh)	Quantity/ Target	Avr. Unit Cost (In lakh)	Fin. Allocation (Rs. in lakh)
2	2	0.463	0.93			0.00	1	1	0.463	0.46			0.00
			0.00			0.00				0.00			0.00
17	17	0.026	0.45	17	0.026	0.45	14	14	0.027	0.38	14	0.027	0.38
	41		2.740	42		3.097		69		1.520	70		3.137
0	0	0	0.00	0	0	0.00	0	0	0	0.00	0	0	0.00
30	30	0.010	0.30	30	0.010	0.30	60	60	0.010	0.60	60	0.010	0.60
1	1	1.440	1.44	1	1.440	1.44	1	1	0.120	0.12	1	1.380	1.38
			0.00			0.00				0.00			0.00
			0.00			0.00				0.00			0.00
0.000	0.000	0.000	0.00	1	0.357	0.36	0.000	0.000	0	0.00	1	0.357	0.36
			0.00			0.00				0.00			0.00

National Health Mission, Assam

15-Fund allocated to Golaghat							16-Fund allocated to Hailakandi						
2024-25			2025-26				2024-25			2025-26			
Fresh approval			Fresh approval				Fresh approval			Fresh approval			
Measure of quantity/ Target	Quantity/ Target	Avr. Unit Cost (In lakh)	Fin. Allocation (Rs. in lakh)	Quantity/ Target	Avr. Unit Cost (In lakh)	Fin. Allocation (Rs. in lakh)	Measure of quantity/ Target	Quantity/ Target	Avr. Unit Cost (In lakh)	Fin. Allocation (Rs. in lakh)	Quantity/ Target	Avr. Unit Cost (In lakh)	Fin. Allocation (Rs. in lakh)
			0.00			0.00				0.00			0.00
			0.00			0.00				0.00			0.00
10	10	0.100	1.00	10	0.100	1.00	8	8	0	0.80	8	0.100	0.80
	90		46.71	79		45.91		108		36.44	100		37.40
	#####	35.166	68.931	#####	45.104	79.543		#####	35.057	70.237	#####	34.196	70.080
Nos	13507	0.0025	33.767	13777	0.0025	34.442	Nos	14073	0.0025	35.183	14355	0.0025	35.887
Nos	1	1.67	1.667	1	1.308	1.308	Nos						
Nos							Nos						
Nos	1	18.06	18.057	1	26.79	26.787	Nos	1	32.56	32.561	1	33.14	33.135
Nos							Nos						

National Health Mission, Assam

15-Fund allocated to Golaghat							16-Fund allocated to Hailakandi						
2024-25				2025-26			2024-25				2025-26		
Fresh approval				Fresh approval			Fresh approval				Fresh approval		
Mesure of quantity/ Target	Quantity/ Target	Avr. Unit Cost (In lakh)	Fin. Allocation (Rs. in lakh)	Quantity/ Target	Avr. Unit Cost (In lakh)	Fin. Allocation (Rs. in lakh)	Mesure of quantity/ Target	Quantity/ Target	Avr. Unit Cost (In lakh)	Fin. Allocation (Rs. in lakh)	Quantity/ Target	Avr. Unit Cost (In lakh)	Fin. Allocation (Rs. in lakh)
Nos	1	0.76	0.760	1	0.76	0.760	Nos	1	0.57	0.570	1	0.57	0.570
Nos							Nos						
Nos	1	0.230	0.230	1	0.351	0.351	Nos	1	0.479	0.479	1	0.488	0.488
Nos	1	14.45	14.450	1	15.895	15.895	Nos	1	1.445	1.445	1	0	0.000
Nos							Nos						
Nos							Nos						
	70	11.31096	25.427	70	11.411	25.727		53	16.69931	19.167	50	13.479308	15.947
Nos	3.000	5	15.000	3.000	5	15.000	Nos	1.000	10	10.000	1.000	10	10.000
Nos	3	0.28	0.840	3	0.28	0.840	Nos	3	0.336667	1.010	3	0.34	1.010
Nos	51	0.06	2.810	51	0.06	2.810	Nos	39	0.05	1.780	39	0.05	1.780
Nos	3	0.27	0.800	3	0.37	1.100	Nos	1	0.40	0.400	1	0.40	0.400
Nos							Nos						

National Health Mission, Assam

15-Fund allocated to Golaghat							16-Fund allocated to Hailakandi						
2024-25				2025-26			2024-25				2025-26		
Fresh approval				Fresh approval			Fresh approval				Fresh approval		
Measure of quantity/ Target	Quantity/ Target	Avr. Unit Cost (In lakh)	Fin. Allocation (Rs. in lakh)	Quantity/ Target	Avr. Unit Cost (In lakh)	Fin. Allocation (Rs. in lakh)	Measure of quantity/ Target	Quantity/ Target	Avr. Unit Cost (In lakh)	Fin. Allocation (Rs. in lakh)	Quantity/ Target	Avr. Unit Cost (In lakh)	Fin. Allocation (Rs. in lakh)
Nos							Nos						
Nos							Nos						
Nos							Nos						
Nos							Nos						
Nos of Batches	1	1.416	1.416	1	1.416	1.416	Nos of Batches	1	1.416	1.416			
Nos of Batches	1	1.328	1.328	1	1.328	1.328	Nos of Batches	1	1.328	1.328	1	1.328	1.328

National Health Mission, Assam

15-Fund allocated to Golaghat							16-Fund allocated to Hailakandi						
2024-25				2025-26			2024-25				2025-26		
Fresh approval				Fresh approval			Fresh approval				Fresh approval		
Measure of quantity/ Target	Quantity/ Target	Avr. Unit Cost (In lakh)	Fin. Allocation (Rs. in lakh)	Quantity/ Target	Avr. Unit Cost (In lakh)	Fin. Allocation (Rs. in lakh)	Measure of quantity/ Target	Quantity/ Target	Avr. Unit Cost (In lakh)	Fin. Allocation (Rs. in lakh)	Quantity/ Target	Avr. Unit Cost (In lakh)	Fin. Allocation (Rs. in lakh)
Nos of Batches	1	1.304	1.304	1	1.304	1.304	Nos of Batches	1	1.304	1.304			
Nos of Batches							Nos of Batches						
Nos of Batches							Nos of Batches						
Nos of Batches							Nos of Batches						
Nos of Batches							Nos of Batches						
Nos of Batches							Nos of Batches						
Nos							Nos						
Nos							Nos						
Nos	1	1.0442	1.044	1	1.0442	1.044	Nos	1	0.726	0.726	1	0.726	0.726
Nos							Nos						
Nos	2.000	0.200	0.400	2.000	0.200	0.400	Nos	1.000	0.20	0.200	1.000	0.20	0.200
Nos	3	0.034	0.102	3	0.034	0.102	Nos	2	0.06	0.120	2	0.06	0.120

National Health Mission, Assam

15-Fund allocated to Golaghat							16-Fund allocated to Hailakandi						
2024-25			2025-26				2024-25			2025-26			
Fresh approval			Fresh approval				Fresh approval			Fresh approval			
Measure of quantity/ Target	Quantity/ Target	Avr. Unit Cost (In lakh)	Fin. Allocation (Rs. in lakh)	Quantity/ Target	Avr. Unit Cost (In lakh)	Fin. Allocation (Rs. in lakh)	Measure of quantity/ Target	Quantity/ Target	Avr. Unit Cost (In lakh)	Fin. Allocation (Rs. in lakh)	Quantity/ Target	Avr. Unit Cost (In lakh)	Fin. Allocation (Rs. in lakh)
	1	1.0856	1.086	1	1.0856	1.086		1	0.7364	0.736	1	0.7364	0.736
	3	12.996	15.496	3	12.625	15.125		2	13.496	13.496	2	13.125	13.125
Nos	2	2.5	5.000	2	2.5	5.000	Nos	1	3.0	3.000	1	3	3.000
Nos							Nos						
Nos							Nos						
Nos	1	10.496	10.496	1	10.125	10.125	Nos	1	10.496	10.496	1	10.125	10.125
Nos							Nos						
	1	8	8.000	1	8	8.000		1	5	5.000	1	5	5.000

National Health Mission, Assam

15-Fund allocated to Golaghat							16-Fund allocated to Hailakandi						
2024-25				2025-26			2024-25				2025-26		
Fresh approval				Fresh approval			Fresh approval				Fresh approval		
Mesure of quantity/ Target	Quantity/ Target	Avr. Unit Cost (In lakh)	Fin. Allocation (Rs. in lakh)	Quantity/ Target	Avr. Unit Cost (In lakh)	Fin. Allocation (Rs. in lakh)	Mesure of quantity/ Target	Quantity/ Target	Avr. Unit Cost (In lakh)	Fin. Allocation (Rs. in lakh)	Quantity/ Target	Avr. Unit Cost (In lakh)	Fin. Allocation (Rs. in lakh)
Nos	1	8	8.000	1	8	8.000	Nos	1	5	5.000	1	5	5.000
	1	3.523	3.523	1	3.7725	3.773		1	2.818	2.818	1	2.8175	2.818
Nos	1	3.523	3.523	1	3.773	3.773	Nos	1	2.818	2.818	1	2.818	2.818
	0	0	0.000	0	0	0.000		0	0	0.000	0	0	0.000
Nos							Nos						
	0	0	0	0	0	0		0	0	0	0	0	0
Nos							Nos						
	13606		131.106	13876		141.476		14146		116.851	14425		112.663
			123.80			123.84				102.31			102.29

National Health Mission, Assam

15-Fund allocated to Golaghat							16-Fund allocated to Hailakandi						
2024-25				2025-26			2024-25				2025-26		
Fresh approval				Fresh approval			Fresh approval				Fresh approval		
Measure of quantity/ Target	Quantity/ Target	Avr. Unit Cost (In lakh)	Fin. Allocation (Rs. in lakh)	Quantity/ Target	Avr. Unit Cost (In lakh)	Fin. Allocation (Rs. in lakh)	Measure of quantity/ Target	Quantity/ Target	Avr. Unit Cost (In lakh)	Fin. Allocation (Rs. in lakh)	Quantity/ Target	Avr. Unit Cost (In lakh)	Fin. Allocation (Rs. in lakh)
No. of DVS+RV S	1	#####	0.120	1	#####	0.120	No. of DVS+RVS	1	12000.000	0.120	1	12000.000	0.120
months	12	#####	2.160	12	#####	2.160	months	12	18000.000	2.160	12	18000.000	2.160
Urban Slum	26	625.000	0.162	26	625.000	0.162	Urban Slum	26	625.000	0.162	26	625.000	0.162
Underserved Session per Yr	80	2475.000	1.980	80	2475.000	1.980	Underserved Session per Yr	48	2475.000	1.188	48	2475.000	1.188
Expected Complete Imm, (upto 5 yrs)	20402	225.000	45.904	20419	225.000	45.943	Expected Complete Imm, (upto 5 yrs)	21401	225.000	48.151	21390	225.000	48.127

National Health Mission, Assam

15-Fund allocated to Golaghat							16-Fund allocated to Hailakandi						
2024-25			2025-26				2024-25				2025-26		
Fresh approval			Fresh approval				Fresh approval				Fresh approval		
Measure of quantity/ Target	Quantity/ Target	Avr. Unit Cost (In lakh)	Fin. Allocation (Rs. in lakh)	Quantity/ Target	Avr. Unit Cost (In lakh)	Fin. Allocation (Rs. in lakh)	Measure of quantity/ Target	Quantity/ Target	Avr. Unit Cost (In lakh)	Fin. Allocation (Rs. in lakh)	Quantity/ Target	Avr. Unit Cost (In lakh)	Fin. Allocation (Rs. in lakh)
No. of Batches	10	#####	6.898	10	#####	6.898	No. of Batches	5	70934.000	3.898	5	70934.000	3.898
BRIDGE Mtng Batch Number	22	#####	3.960	22	#####	3.960	BRIDGE Mtng Batch Number	13	18000.000	2.340	13	18000.000	2.340
RI/IMI Session Planned	340	900.000	3.056	340	900.000	3.056	RI/IMI Session Planned	236	900.000	2.125	236	900.000	2.125
Beneficiary Infant Target	20600	5.000	1.030	20600	5.000	1.030	Beneficiary Infant Target	22000	5.000	1.100	22000	5.000	1.100
Yearly No. of AVD (HtRA)	3528	200.000	7.056	3528	200.000	7.056	Yearly No. of AVD (HtRA)	4005	200.000	8.010	4005	200.000	8.010
Yearly No. of AVD for Very Hard to Reach Area	720	450.000	3.240	720	450.000	3.240	Yearly No. of AVD for Very Hard to Reach Area	681	450.000	3.065	681	450.000	3.065

National Health Mission, Assam

15-Fund allocated to Golaghat							16-Fund allocated to Hailakandi						
2024-25				2025-26			2024-25				2025-26		
Fresh approval				Fresh approval			Fresh approval				Fresh approval		
Measure of quantity/ Target	Quantity/ Target	Avr. Unit Cost (In lakh)	Fin. Allocation (Rs. in lakh)	Quantity/ Target	Avr. Unit Cost (In lakh)	Fin. Allocation (Rs. in lakh)	Measure of quantity/ Target	Quantity/ Target	Avr. Unit Cost (In lakh)	Fin. Allocation (Rs. in lakh)	Quantity/ Target	Avr. Unit Cost (In lakh)	Fin. Allocation (Rs. in lakh)
No. of Participants	27	600.000	0.160	27	600.000	0.160	No. of Participants	27	600.000	0.160	27	600.000	0.160
No. of Sub Centre & Plan. Unit	144	1200.000	1.728	144	1200.000	1.728	No. of Sub Centre & Plan. Unit	123	1200.000	1.476	123	1200.000	1.476
No. of Supervisory Visits planned yearly	1165	384.280	4.476	1165	384.280	4.476	No. of Supervisory Visits planned yearly	765	384.280	2.940	765	384.280	2.940
No. of PHC	6	#####	0.920	6	#####	0.920	No. of PHC	5	18100.000	0.905	5	18100.000	0.905
			15.88			15.89				11.45			11.45
No. of Beneficiary	150070	10.585	15.885	150070	10.586	15.886	No. of Beneficiary	107524	10.648	11.449	107524	10.648	11.449
	13		1.874	13		1.874		13		1.874	13		1.874

National Health Mission, Assam

15-Fund allocated to Golaghat							16-Fund allocated to Hailakandi						
2024-25				2025-26			2024-25				2025-26		
Fresh approval				Fresh approval			Fresh approval				Fresh approval		
Measure of quantity/ Target	Quantity/ Target	Avr. Unit Cost (In lakh)	Fin. Allocation (Rs. in lakh)	Quantity/ Target	Avr. Unit Cost (In lakh)	Fin. Allocation (Rs. in lakh)	Measure of quantity/ Target	Quantity/ Target	Avr. Unit Cost (In lakh)	Fin. Allocation (Rs. in lakh)	Quantity/ Target	Avr. Unit Cost (In lakh)	Fin. Allocation (Rs. in lakh)
0	6010	0.35	25.208	4573	0.3495	22.827	0	5333	0.35	20.368	4373	0.3495	19.888
No of AHWDs	588	0.01	5.88	588	0.01	5.88	No of AHWDs	428	0.01	4.28	428	0.01	4.28
No oc Club Meeting	864	0.0025	2.160	864	0.0025	2.160	No oc Club Meeting	642	0.0025	1.605	642	0.0025	1.605
No of PE selected	1432	0.00050	0.716				No of PE selected	960	0.00050	0.480			
No of AHWDs for mobilization of Adolescent	588	0.001	0.59	588	0.001	0.59	No of AHWDs for mobilization of Adolescent	428	0.001	0.43	428	0.001	0.43
No of PE	2513	0.003	7.539	2513	0.003	7.539	No of PE	2860	0.003	8.580	2860	0.003	8.580
No of Batches	25	0.333	8.33	20	0.333	6.66	No of Batches	15	0.333	5.00	15	0.333	4.995
0	0	0	0	0	0	0	0	0	0	0	26.2	0.4429103	11.60425

National Health Mission, Assam

15-Fund allocated to Golaghat							16-Fund allocated to Hailakandi						
2024-25				2025-26			2024-25				2025-26		
Fresh approval				Fresh approval			Fresh approval				Fresh approval		
Mesure of quantity/ Target	Quantity/ Target	Avr. Unit Cost (In lakh)	Fin. Allocation (Rs. in lakh)	Quantity/ Target	Avr. Unit Cost (In lakh)	Fin. Allocation (Rs. in lakh)	Mesure of quantity/ Target	Quantity/ Target	Avr. Unit Cost (In lakh)	Fin. Allocation (Rs. in lakh)	Quantity/ Target	Avr. Unit Cost (In lakh)	Fin. Allocation (Rs. in lakh)
	6607		28.67	5170		26.29		5733		23.04	4799		34.16
0.000	1963	#DIV/0!	36.520	2082	#DIV/0!	39.171	0.000	1489	#DIV/0!	28.266	1572	#DIV/0!	30.136
Nos of Camp	24	0.150	3.600	26	0.150	3.900	Nos of Camp	16	0.150	2.400	17	0.150	2.550
	1147	0.027	30.940	1235	0.027	33.218		871	0.028	24.361	934	0.028	26.033
	792	0.002500	1.980	821	0.002500	2.053		602	0.002500	1.505	621	0.002500	1.553
		#DIV/0!			#DIV/0!				#DIV/0!			#DIV/0!	
		#DIV/0!			#DIV/0!				#DIV/0!			#DIV/0!	
		#DIV/0!			#DIV/0!				#DIV/0!			#DIV/0!	
		#DIV/0!			#DIV/0!				#DIV/0!			#DIV/0!	
		#DIV/0!			#DIV/0!				#DIV/0!			#DIV/0!	
		#DIV/0!			#DIV/0!				#DIV/0!			#DIV/0!	
		#DIV/0!			#DIV/0!				#DIV/0!			#DIV/0!	
		#DIV/0!			#DIV/0!				#DIV/0!			#DIV/0!	

National Health Mission, Assam

15-Fund allocated to Golaghat							16-Fund allocated to Hailakandi						
2024-25			2025-26				2024-25				2025-26		
Fresh approval			Fresh approval				Fresh approval				Fresh approval		
Measure of quantity/ Target	Quantity/ Target	Avr. Unit Cost (In lakh)	Fin. Allocation (Rs. in lakh)	Quantity/ Target	Avr. Unit Cost (In lakh)	Fin. Allocation (Rs. in lakh)	Measure of quantity/ Target	Quantity/ Target	Avr. Unit Cost (In lakh)	Fin. Allocation (Rs. in lakh)	Quantity/ Target	Avr. Unit Cost (In lakh)	Fin. Allocation (Rs. in lakh)
		#DIV/0!			#DIV/0!				#DIV/0!			#DIV/0!	
0.00	62	#DIV/0!	2.72	62	#DIV/0!	2.72	0.00	93	#DIV/0!	4.08	93	#DIV/0!	4.08
	2	0.160	0.320	2	0.160	0.320		3	0.160	0.480	3	0.160	0.480
	60	0.040	2.400	60	0.040	2.400		90	0.040	3.600	90	0.040	3.600
		#DIV/0!			#DIV/0!				#DIV/0!			#DIV/0!	
		#DIV/0!			#DIV/0!				#DIV/0!			#DIV/0!	
		#DIV/0!			#DIV/0!				#DIV/0!			#DIV/0!	
0.000	11572	#DIV/0!	20.262	12258	#DIV/0!	21.606	0.000	16556	#DIV/0!	24.992	17531	#DIV/0!	26.894
	10	0.050	0.500	13	0.050	0.650		30	0.050	1.500	38	0.050	1.900
	1673	0.0002	0.335	1742	0.0002	0.348		5019	0.0002	1.004	5230	0.0002	1.046
	4643	0.002	11.140	4875	0.002	11.700		5299	0.002	12.720	5564	0.002	13.350
	300	0.003	0.900	375	0.003	1.130		453	0.003	1.360	566	0.003	1.700
	4643	0.001	5.570	4875	0.001	5.850		5299	0.001	6.360	5564	0.001	6.680

National Health Mission, Assam

15-Fund allocated to Golaghat							16-Fund allocated to Hailakandi						
2024-25			2025-26				2024-25			2025-26			
Fresh approval			Fresh approval				Fresh approval			Fresh approval			
Measure of quantity/ Target	Quantity/ Target	Avr. Unit Cost (In lakh)	Fin. Allocation (Rs. in lakh)	Quantity/ Target	Avr. Unit Cost (In lakh)	Fin. Allocation (Rs. in lakh)	Measure of quantity/ Target	Quantity/ Target	Avr. Unit Cost (In lakh)	Fin. Allocation (Rs. in lakh)	Quantity/ Target	Avr. Unit Cost (In lakh)	Fin. Allocation (Rs. in lakh)
	300	0.002	0.450	375	0.001	0.560		453	0.002	0.680	566	0.002	0.850
		#DIV/0!			#DIV/0!			#DIV/0!			#DIV/0!		#DIV/0!
		#DIV/0!			#DIV/0!			#DIV/0!			#DIV/0!		#DIV/0!
	1	0.493	0.4925	1	0.493	0.4925		1	0.493	0.4925	1	0.493	0.4925
	2	0.438	0.875	2	0.438	0.875		2	0.438	0.875	2	0.438	0.875
		#DIV/0!			#DIV/0!			#DIV/0!			#DIV/0!		#DIV/0!
		#DIV/0!			#DIV/0!			#DIV/0!			#DIV/0!		#DIV/0!
		#DIV/0!			#DIV/0!			#DIV/0!			#DIV/0!		#DIV/0!
0.000	10082	#DIV/0!	8.067	10172	#DIV/0!	8.107	0.000	44284	#DIV/0!	34.213	44686	#DIV/0!	34.533
	5040	0.000750	3.780	5085	0.000747	3.800		22140	0.000750	16.600	22341	0.000750	16.760
	5040	0.001	3.780	5085	0.001	3.800		22140	0.001	16.600	22341	0.001	16.760
		#DIV/0!			#DIV/0!			#DIV/0!			#DIV/0!		#DIV/0!

National Health Mission, Assam

15-Fund allocated to Golaghat							16-Fund allocated to Hailakandi						
2024-25			2025-26				2024-25			2025-26			
Fresh approval			Fresh approval				Fresh approval			Fresh approval			
Measure of quantity/ Target	Quantity/ Target	Avr. Unit Cost (In lakh)	Fin. Allocation (Rs. in lakh)	Quantity/ Target	Avr. Unit Cost (In lakh)	Fin. Allocation (Rs. in lakh)	Measure of quantity/ Target	Quantity/ Target	Avr. Unit Cost (In lakh)	Fin. Allocation (Rs. in lakh)	Quantity/ Target	Avr. Unit Cost (In lakh)	Fin. Allocation (Rs. in lakh)
	1	0.174	0.1735	1	0.174	0.1735		2	0.174	0.347	2	0.174	0.347
	1	0.333	0.333	1	0.333	0.333		2	0.333	0.666	2	0.333	0.666
		#DIV/0!			#DIV/0!				#DIV/0!			#DIV/0!	
		#DIV/0!			#DIV/0!				#DIV/0!			#DIV/0!	
		#DIV/0!			#DIV/0!				#DIV/0!			#DIV/0!	
0.000	8810	#DIV/0!	27.192	8898	#DIV/0!	27.830	0.000	7084	#DIV/0!	29.268	7212	#DIV/0!	30.196
	876	0.001	0.88	920	0.001	0.92		1284	0.001	1.28	1348	0.001	1.35
	6000	0.001	6.000	6000	0.001	6.000		3800	0.001	3.800	3800	0.001	3.800
	1057	0.005	5.070	1057	0.005	5.070		715	0.005	3.430	715	0.005	3.430
	876	0.013500	11.826	920	0.013500	12.420		1284	0.013500	17.334	1348	0.013500	18.198
	1	3.420	3.420	1	3.420	3.420		1	3.420	3.420	1	3.420	3.420
		#DIV/0!			#DIV/0!				#DIV/0!			#DIV/0!	
		#DIV/0!			#DIV/0!				#DIV/0!			#DIV/0!	
		#DIV/0!			#DIV/0!				#DIV/0!			#DIV/0!	
0.000	0	#DIV/0!	0.000	0	#DIV/0!	0.000	0.000	0	#DIV/0!	0.000	0	#DIV/0!	0.000

National Health Mission, Assam

15-Fund allocated to Golaghat							16-Fund allocated to Hailakandi						
2024-25			2025-26				2024-25				2025-26		
Fresh approval			Fresh approval				Fresh approval				Fresh approval		
Mesure of quantity/ Target	Quantity/ Target	Avr. Unit Cost (In lakh)	Fin. Allocation (Rs. in lakh)	Quantity/ Target	Avr. Unit Cost (In lakh)	Fin. Allocation (Rs. in lakh)	Mesure of quantity/ Target	Quantity/ Target	Avr. Unit Cost (In lakh)	Fin. Allocation (Rs. in lakh)	Quantity/ Target	Avr. Unit Cost (In lakh)	Fin. Allocation (Rs. in lakh)
		#DIV/0!			#DIV/0!				#DIV/0!			#DIV/0!	
0.000	2	0.637	0.637	3	0.637	0.979	0.000	2	0.637	0.637	2	0.637	0.637
	1	0.295	0.295	1	0.295	0.295		1	0.295	0.295	1	0.295	0.295
	1	0.342	0.342	2	0.342	0.684		1	0.342	0.342	1	0.342	0.342
0.000	318	0.107	2.337	318	0.107	2.337	0.000	230	0.108	1.732	230	0.108	1.732
	5	0.020	0.10	5	0.020	0.10		4	0.020	0.08	4	0.020	0.08
	5	0.015	0.075	5	0.015	0.075		4	0.015	0.060	4	0.015	0.060
	5	0.030	0.15	5	0.030	0.15		4	0.030	0.12	4	0.030	0.12
	5	0.030	0.15	5	0.030	0.15		4	0.030	0.12	4	0.030	0.12
	149	0.006322	0.942	149	0.006	0.942		107	0.006561	0.702	107	0.007	0.702

National Health Mission, Assam

15-Fund allocated to Golaghat							16-Fund allocated to Hailakandi						
2024-25			2025-26				2024-25			2025-26			
Fresh approval			Fresh approval				Fresh approval			Fresh approval			
Mesure of quantity/ Target	Quantity/ Target	Avr. Unit Cost (In lakh)	Fin. Allocation (Rs. in lakh)	Quantity/ Target	Avr. Unit Cost (In lakh)	Fin. Allocation (Rs. in lakh)	Mesure of quantity/ Target	Quantity/ Target	Avr. Unit Cost (In lakh)	Fin. Allocation (Rs. in lakh)	Quantity/ Target	Avr. Unit Cost (In lakh)	Fin. Allocation (Rs. in lakh)
	149	0.006174	0.920	149	0.006	0.920		107	0.006075	0.650	107	0.006	0.650
0.000	11126	#DIV/0!	62.000	11853	#DIV/0!	66.278	0.000	3196	#DIV/0!	21.334	3251	#DIV/0!	21.722
	48	0.005	0.240	48	0.005	0.240		32	0.005	0.160	32	0.005	0.160
	120	0.005	0.600	120	0.005	0.600		96	0.005	0.480	96	0.005	0.480
	9561	0.005	47.800	10517	0.005	52.580		2209	0.005	11.050	2430	0.005	12.150
	990	0.010	9.900	1059	0.010	10.590		573	0.010	5.730	620	0.010	6.200
		#DIV/0!			#DIV/0!				#DIV/0!			#DIV/0!	
	1	0.165	0.165	1	0.165	0.165		1	0.165	0.165	1	0.165	0.165
		#DIV/0!			#DIV/0!				#DIV/0!			#DIV/0!	
		#DIV/0!			#DIV/0!				#DIV/0!			#DIV/0!	
		#DIV/0!			#DIV/0!				#DIV/0!			#DIV/0!	
		#DIV/0!			#DIV/0!				#DIV/0!			#DIV/0!	

National Health Mission, Assam

15-Fund allocated to Golaghat							16-Fund allocated to Hailakandi						
2024-25			2025-26				2024-25			2025-26			
Fresh approval			Fresh approval				Fresh approval			Fresh approval			
Measure of quantity/ Target	Quantity/ Target	Avr. Unit Cost (In lakh)	Fin. Allocation (Rs. in lakh)	Quantity/ Target	Avr. Unit Cost (In lakh)	Fin. Allocation (Rs. in lakh)	Measure of quantity/ Target	Quantity/ Target	Avr. Unit Cost (In lakh)	Fin. Allocation (Rs. in lakh)	Quantity/ Target	Avr. Unit Cost (In lakh)	Fin. Allocation (Rs. in lakh)
	4	0.025	0.100	4	0.025	0.100		4	0.025	0.100	4	0.025	0.100
		#DIV/0!			#DIV/0!			#DIV/0!			#DIV/0!		#DIV/0!
		#DIV/0!			#DIV/0!			#DIV/0!			#DIV/0!		#DIV/0!
	298	0.004	1.192		#DIV/0!			214	0.004	0.856		#DIV/0!	
		#DIV/0!			#DIV/0!			#DIV/0!			#DIV/0!		#DIV/0!
		#DIV/0!			#DIV/0!			#DIV/0!			#DIV/0!		#DIV/0!
	1	0.423	0.4225	1	0.423	0.4225		1	0.423	0.4225	1	0.423	0.4225
	100	0.005	0.500	100	0.005	0.500		60	0.005	0.300	62	0.005	0.310
	3	0.360	1.080	3	0.360	1.080		2	0.360	0.720	2	0.360	0.720
		#DIV/0!			#DIV/0!			#DIV/0!			#DIV/0!		#DIV/0!
		#DIV/0!			#DIV/0!			#DIV/0!			#DIV/0!		#DIV/0!
		#DIV/0!			#DIV/0!			#DIV/0!			#DIV/0!		#DIV/0!
		#DIV/0!			#DIV/0!			4	0.338	1.350	3	0.338	1.014
		#DIV/0!			#DIV/0!			#DIV/0!			#DIV/0!		#DIV/0!

National Health Mission, Assam

15-Fund allocated to Golaghat							16-Fund allocated to Hailakandi						
2024-25				2025-26			2024-25				2025-26		
Fresh approval				Fresh approval			Fresh approval				Fresh approval		
Measure of quantity/ Target	Quantity/ Target	Avr. Unit Cost (In lakh)	Fin. Allocation (Rs. in lakh)	Quantity/ Target	Avr. Unit Cost (In lakh)	Fin. Allocation (Rs. in lakh)	Measure of quantity/ Target	Quantity/ Target	Avr. Unit Cost (In lakh)	Fin. Allocation (Rs. in lakh)	Quantity/ Target	Avr. Unit Cost (In lakh)	Fin. Allocation (Rs. in lakh)
0	0	0	0	0	0	0	0	0	0	0	0	0	0
0	0	0	0	0	0	0	0	0	0	0	0	0	0
0	0	0	0	0	0	0	0	0	0	0	0	0	0
0	0	0	0	0	0	0	0	0	0	0	0	0	0
0	0	0	0	0	0	0	0	0	0	0	0	0	0
0.00	1072.00	200.00	2.14	1072.00	200.00	2.14	0.00	745.00	200.00	1.49	745.00	200.00	1.49
No of ASHA	1072.000	200.000	2.14	1072.000	200.000	2.14	No of ASHA	745.000	200	1.49	745.000	200.000	1.49
			0.00			0.00				0.00			0.00

National Health Mission, Assam

15-Fund allocated to Golaghat							16-Fund allocated to Hailakandi						
2024-25			2025-26				2024-25				2025-26		
Fresh approval			Fresh approval				Fresh approval				Fresh approval		
Measure of quantity/ Target	Quantity/ Target	Avr. Unit Cost (In lakh)	Fin. Allocation (Rs. in lakh)	Quantity/ Target	Avr. Unit Cost (In lakh)	Fin. Allocation (Rs. in lakh)	Measure of quantity/ Target	Quantity/ Target	Avr. Unit Cost (In lakh)	Fin. Allocation (Rs. in lakh)	Quantity/ Target	Avr. Unit Cost (In lakh)	Fin. Allocation (Rs. in lakh)
0.00	0.00	0.00	0.00	0.00	0.00	0.00	0.00	0.00	0.00	0.00	0.00	0.00	0.00
			0.0000			0.0000				0.0000			0.0000
0.00	1072.00	400.00	4.29	1072.00	400.00	4.29	0.00	745.00	400.00	2.98	745.00	400.00	2.98
			0.000			0.000				0.000			0.000
NO OF ASHA	1072.000	400.000	4.288	1072.000	400.000	4.29	NO OF ASHA	745.000	400	2.980	745.000	400.000	2.98
0.00	78269.00	81501.00	1.60	78269.00	81501.00	1.60	0.00	#####	63501.00	1.74	#####	63501.00	1.74
no of children	#####	1.000	0.783	#####	1.000	0.783	no of children	#####	1	1.11	#####	1	1.105
			0.000			0.000				0.000			0.000
			0.000			0.000				0.000			0.000

National Health Mission, Assam

15-Fund allocated to Golaghat							16-Fund allocated to Hailakandi							
2024-25			2025-26				2024-25				2025-26			
Fresh approval			Fresh approval				Fresh approval				Fresh approval			
Mesure of quantity/ Target	Quantity/ Target	Avr. Unit Cost (In lakh)	Fin. Allocation (Rs. in lakh)	Quantity/ Target	Avr. Unit Cost (In lakh)	Fin. Allocation (Rs. in lakh)	Mesure of quantity/ Target	Quantity/ Target	Avr. Unit Cost (In lakh)	Fin. Allocation (Rs. in lakh)	Quantity/ Target	Avr. Unit Cost (In lakh)	Fin. Allocation (Rs. in lakh)	
			0.000			0.000				0.000			0.000	
			0.000			0.000				0.000			0.000	
no of district	1.000	#####	0.815	1.000	#####	0.815	no of district	1.000	63500	0.635	1.000	63500	0.635	
	0	1	32000	0.32	1	32000	0.32	0	1	28000	0.28	1	28000	0.28
no of district	1	#####	0.320	1	#####	0.320	no of district	1	28000.000	0.280	1	28000.000	0.280	
			26.729			29.545				20.974			22.504	
	0	0.000	0.000	0	0.000	0.000	0	0.000	0.000	0	0.000	0.000	0.000	
	0	0.000	0.000	0	0.000	0.000	0	0.000	0.000	0	0.000	0.000	0.000	
	0	0.000	0.000	0	0.000	0.000	0	0.000	0.000	0	0.000	0.000	0.000	
	0	0.000	0.000	0	0.000	0.000	0	0.000	0.000	0	0.000	0.000	0.000	

National Health Mission, Assam

15-Fund allocated to Golaghat							16-Fund allocated to Hailakandi						
2024-25				2025-26			2024-25				2025-26		
Fresh approval				Fresh approval			Fresh approval				Fresh approval		
Measure of quantity/ Target	Quantity/ Target	Avr. Unit Cost (In lakh)	Fin. Allocation (Rs. in lakh)	Quantity/ Target	Avr. Unit Cost (In lakh)	Fin. Allocation (Rs. in lakh)	Measure of quantity/ Target	Quantity/ Target	Avr. Unit Cost (In lakh)	Fin. Allocation (Rs. in lakh)	Quantity/ Target	Avr. Unit Cost (In lakh)	Fin. Allocation (Rs. in lakh)
0	0	0	0	0	0	0	0	0	0	0	0	0	0
0	0	0	0	0	0	0	0	0	0	0	0	0	0
Per District	2.00	0.03	0.06	2.000	0.030	0.06	Per District	2.000	0	0.060	2.000	0.030	0.060
0	0	0	0	0	0	0	0	0	0	0	0	0	0
per block	4.00	0.36	1.44	4.00	0.36	1.44	per block	4.000	0.36	1.440	4.000	0.360	1.440
Per District	1.000	0.960	0.96	1.000	0.960	0.96	Per District	1.000	1	0.960	1.000	0.960	0.960
0	0	0	0	0	0	0	0	0	0	0	0	0	0
0	13	4.305	5.665	13	4.3475	5.7075	0	13	4.305	5.665	13	4.3475	5.7075

National Health Mission, Assam

15-Fund allocated to Golaghat							16-Fund allocated to Hailakandi						
2024-25				2025-26			2024-25				2025-26		
Fresh approval				Fresh approval			Fresh approval				Fresh approval		
Measure of quantity/ Target	Quantity/ Target	Avr. Unit Cost (In lakh)	Fin. Allocation (Rs. in lakh)	Quantity/ Target	Avr. Unit Cost (In lakh)	Fin. Allocation (Rs. in lakh)	Measure of quantity/ Target	Quantity/ Target	Avr. Unit Cost (In lakh)	Fin. Allocation (Rs. in lakh)	Quantity/ Target	Avr. Unit Cost (In lakh)	Fin. Allocation (Rs. in lakh)
No. of MTS	3	0.02	0.06	3	0.02	0.06	No. of MTS	1	0.02	0.02	1	0.02	0.02
No. of Vehicle	1	0.60	0.60	1	0.65	0.65	No. of Vehicle	1	0.60	0.60	1	0.65	0.65
Month wise	12	0.10	1.20	12	0.10	1.20	Month wise	12	0.10	1.20	12	0.10	1.20
			17.39295			17.697				13.7595			14.216
case wise	30	0.003	0.09	30	0.003	0.09	case wise	4	0.003	0.01	4	0.003	0.01
Operational cost wise	8	0.375	3.000	8	0.375	3.000	Operational cost wise	5	0.375	1.875	5	0.375	1.875
In litres	300	0.0061	1.83	300	0.0061	1.83	In litres	200	0.0061	1.22	200	0.0061	1.22
Batchwise	2	0.35	0.70	2	0.35	0.70	Batchwise	2	0.35	0.70	2	0.35	0.70

National Health Mission, Assam

15-Fund allocated to Golaghat							16-Fund allocated to Hailakandi						
2024-25				2025-26			2024-25				2025-26		
Fresh approval				Fresh approval			Fresh approval				Fresh approval		
Measure of quantity/ Target	Quantity/ Target	Avr. Unit Cost (In lakh)	Fin. Allocation (Rs. in lakh)	Quantity/ Target	Avr. Unit Cost (In lakh)	Fin. Allocation (Rs. in lakh)	Measure of quantity/ Target	Quantity/ Target	Avr. Unit Cost (In lakh)	Fin. Allocation (Rs. in lakh)	Quantity/ Target	Avr. Unit Cost (In lakh)	Fin. Allocation (Rs. in lakh)
Districtwise	1	1.20	1.20	1	1.20	1.20	Districtwise	1	1.10	1.10	1	1.10	1.10
Districtwise	1	1.10	1.10	1	1.10	1.10	Districtwise	1	1.10	1.10	1	1.10	1.10
			4.970			4.970				4.550			4.550
District wise	1	0.13	0.130	1	0.13	0.130							
Block wise	5	0.07500	0.375	5	0.07500	0.375	Block wise	4	0.07500	0.300	4	0.07500	0.300
District wise	1	1.00	1.00	1	1.00	1.00							
District wise	1	0.50	0.50	1	0.50	0.50	District wise	1	0.50	0.50	1	0.50	0.50

National Health Mission, Assam

15-Fund allocated to Golaghat							16-Fund allocated to Hailakandi						
2024-25				2025-26			2024-25				2025-26		
Fresh approval				Fresh approval			Fresh approval				Fresh approval		
Measure of quantity/ Target	Quantity/ Target	Avr. Unit Cost (In lakh)	Fin. Allocation (Rs. in lakh)	Quantity/ Target	Avr. Unit Cost (In lakh)	Fin. Allocation (Rs. in lakh)	Measure of quantity/ Target	Quantity/ Target	Avr. Unit Cost (In lakh)	Fin. Allocation (Rs. in lakh)	Quantity/ Target	Avr. Unit Cost (In lakh)	Fin. Allocation (Rs. in lakh)
District	1	0.20	0.20	1	0.20	0.20	District	1	0.20	0.20	1	0.20	0.20
			2.205			2.205				1.000			1.000
			32.67			32.97				24.89			25.35
0	844	27.384	28.078	794	27.354	27.994	0	620	15.054	15.552	564	15.024	15.4485
Round	1	0.900	0.900	1	0.870	0.870	Round	1	0.290	0.290	1	0.260	0.260
Camp	1	0.100	0.100	1	0.100	0.100	Camp	1	0.100	0.100	1	0.100	0.100
No. of case	20	0.0025	0.050	20	0.0025	0.050	No. of case	8	0.0025	0.020	5	0.0025	0.013

National Health Mission, Assam

15-Fund allocated to Golaghat							16-Fund allocated to Hailakandi						
2024-25				2025-26			2024-25				2025-26		
Fresh approval				Fresh approval			Fresh approval				Fresh approval		
Mesure of quantity/ Target	Quantity/ Target	Avr. Unit Cost (In lakh)	Fin. Allocation (Rs. in lakh)	Quantity/ Target	Avr. Unit Cost (In lakh)	Fin. Allocation (Rs. in lakh)	Mesure of quantity/ Target	Quantity/ Target	Avr. Unit Cost (In lakh)	Fin. Allocation (Rs. in lakh)	Quantity/ Target	Avr. Unit Cost (In lakh)	Fin. Allocation (Rs. in lakh)
No. of case	6	0.004	0.024	8	0.004	0.032	No. of case	3	0.004	0.012	2	0.004	0.008
No. of case	14	0.006	0.084	12	0.006	0.072	No. of case	5	0.006	0.030	3	0.006	0.018
No. of case	500	0.0005	0.250	500	0.0005	0.250	No. of case	300	0.0005	0.150	300	0.0005	0.150
No. of ASHA	300	0.001	0.300	250	0.001	0.250	No. of ASHA	300	0.001	0.300	250	0.001	0.250
District	1	0.200	0.200	1	0.200	0.200	District	1	0.100	0.100	1	0.100	0.100
Round	1	26.170	26.170	1	26.170	26.170	Round	1	14.550	14.550	1	14.550	14.550
0	120	0.007	0.39	120	0.007	0.39	0	24	0.007	0.078	24	0.007	0.078
Foot wear	30	0.004	0.120	30	0.004	0.120	Foot wear	6	0.004	0.024	6	0.004	0.024
No. of Kits	90	0.003	0.270	90	0.003	0.270	No. of Kits	18	0.003	0.054	18	0.003	0.054
0.00	7.00	1.69	2.56	7.00	1.69	2.56	0.00	7.00	1.69	2.56	7.00	1.69	2.56
No. of batch	3	0.43	1.300	3	0.43	1.300	No. of batch	3	0.43	1.300	3	0.43	1.300

National Health Mission, Assam

15-Fund allocated to Golaghat							16-Fund allocated to Hailakandi						
2024-25				2025-26			2024-25				2025-26		
Fresh approval				Fresh approval			Fresh approval				Fresh approval		
Mesure of quantity/ Target	Quantity/ Target	Avr. Unit Cost (In lakh)	Fin. Allocation (Rs. in lakh)	Quantity/ Target	Avr. Unit Cost (In lakh)	Fin. Allocation (Rs. in lakh)	Mesure of quantity/ Target	Quantity/ Target	Avr. Unit Cost (In lakh)	Fin. Allocation (Rs. in lakh)	Quantity/ Target	Avr. Unit Cost (In lakh)	Fin. Allocation (Rs. in lakh)
No. of District	1	0.200	0.200	1	0.200	0.200	No. of District	1	0.200	0.200	1	0.200	0.200
No. of District	1	0.100	0.100	1	0.100	0.100	No. of District	1	0.100	0.100	1	0.100	0.100
District	1	0.600	0.600	1	0.600	0.600	District	1	0.600	0.600	1	0.600	0.600
District	1	0.360	0.360	1	0.360	0.360	District	1	0.360	0.360	1	0.360	0.360
	971		31.028	921		30.944		651		18.190	595		18.087
0	55219	6.51675	34.154	55219	6.51683	34.164	0	33444	5.99675	23.811	33444	5.99683	23.819

National Health Mission, Assam

15-Fund allocated to Golaghat							16-Fund allocated to Hailakandi						
2024-25			2025-26				2024-25				2025-26		
Fresh approval			Fresh approval				Fresh approval				Fresh approval		
Measure of quantity/ Target	Quantity/ Target	Avr. Unit Cost (In lakh)	Fin. Allocation (Rs. in lakh)	Quantity/ Target	Avr. Unit Cost (In lakh)	Fin. Allocation (Rs. in lakh)	Measure of quantity/ Target	Quantity/ Target	Avr. Unit Cost (In lakh)	Fin. Allocation (Rs. in lakh)	Quantity/ Target	Avr. Unit Cost (In lakh)	Fin. Allocation (Rs. in lakh)
No. of Patient	700	0.01	7.000	700	0.01	7.000	No. of Patient	180	0.01	1.800	180	0.01	1.800
	3000	0.00025	0.750	3000	0.00025	0.750		2000	0.00025	0.500	2000	0.00025	0.500
	48600	0.00010	4.860	48600	0.00010	4.860		28700	0.00010	2.870	28700	0.00010	2.870
			0.000			0.000				0.000			0.000
			0.000			0.000				0.000			0.000
			0.000			0.000				0.000			0.000
No. of DTC	1	0.500	0.500	1	0.500	0.500	No. of DTC	1	0.500	0.500	1	0.500	0.500
No. of DDS	1	0.200	0.200	1	0.200	0.200	No. of DDS	1	0.200	0.200	1	0.200	0.200
No of TU	5	0.200	1.000	5	0.200	1.000	No of TU	4	0.200	0.800	4	0.200	0.800
No. of DMC	14	0.05	0.700	14	0.05	0.700	No. of DMC	12	0.05	0.600	12	0.05	0.600
			0.000			0.000				0.000			0.000
			0.000			0.000				0.000			0.000
			0.000			0.000				0.000			0.000
No. of Machine	15	0.04	0.600	15	0.04	0.600	No. of Machine	10	0.04	0.400	10	0.04	0.400
			0.000			0.000				0.000			0.000
No. of Str	1	0.515	0.515	1	0.515	0.515	No. of Str	1	0.515	0.515	1	0.515	0.515

National Health Mission, Assam

15-Fund allocated to Golaghat							16-Fund allocated to Hailakandi						
2024-25				2025-26			2024-25				2025-26		
Fresh approval				Fresh approval			Fresh approval				Fresh approval		
Mesure of quantity/ Target	Quantity/ Target	Avr. Unit Cost (In lakh)	Fin. Allocation (Rs. in lakh)	Quantity/ Target	Avr. Unit Cost (In lakh)	Fin. Allocation (Rs. in lakh)	Mesure of quantity/ Target	Quantity/ Target	Avr. Unit Cost (In lakh)	Fin. Allocation (Rs. in lakh)	Quantity/ Target	Avr. Unit Cost (In lakh)	Fin. Allocation (Rs. in lakh)
			0.000			0.000				0.000			0.000
No. of items	2700	0.00238	6.426	2700	0.00238	6.426	No. of items	2400	0.00238	5.712	2400	0.00238	5.712
			0.000			0.000				0.000			0.000
			0.000			0.000				0.000			0.000
No. of Batches	1	2.36	2.360	1	2.36	2.360	No. of Batches	1	2.36	2.360	1	2.36	2.360
No of Participants	30	0.0055	0.165	30	0.006	0.165	No of Participants	25	0.0055	0.138	25	0.006	0.138
No of CHOs	130	0.01352	1.7576	130	0.0136	1.768	No of CHOs	90	0.01352	1.2168	90	0.0136	1.224
			0.000			0.000				0.000			0.000
			0.000			0.000				0.000			0.000
			0.000			0.000				0.000			0.000
No. of workshop	1	0.520	0.520	1	0.520	0.520				0.000			0.000
			0.000			0.000				0.000			0.000
			0.000			0.000				0.000			0.000
			0.000			0.000				0.000			0.000

National Health Mission, Assam

15-Fund allocated to Golaghat							16-Fund allocated to Hailakandi						
2024-25				2025-26			2024-25				2025-26		
Fresh approval				Fresh approval			Fresh approval				Fresh approval		
Mesure of quantity/ Target	Quantity/ Target	Avr. Unit Cost (In lakh)	Fin. Allocation (Rs. in lakh)	Quantity/ Target	Avr. Unit Cost (In lakh)	Fin. Allocation (Rs. in lakh)	Mesure of quantity/ Target	Quantity/ Target	Avr. Unit Cost (In lakh)	Fin. Allocation (Rs. in lakh)	Quantity/ Target	Avr. Unit Cost (In lakh)	Fin. Allocation (Rs. in lakh)
No. of Items	1	1.400	1.400	1	1.400	1.400	No. of Items	1	1.400	1.400	1	1.400	1.400
			0.000			0.000				0.000			0.000
			0.000			0.000				0.000			0.000
			0.000			0.000				0.000			0.000
No of Visit			0.000			0.000	No of Visit			0.000			0.000
No of Visit	7	0.6	4.200	7	0.600	4.200	No of Visit	6	0.6	3.600	6	0.600	3.600
Lumpsum	12	0.100	1.2000	12	0.100	1.200	Lumpsum	12	0.100	1.2000	12	0.100	1.200
0	2346	0.0805	58.200	2346	0.0805	58.200	0	614	0.0805	15.225	614	0.0805	15.225
No of Patient	1866	0.03	55.9800	1866	0.03	55.980	No of Patient	452	0.03	13.5600	452	0.03	13.560
No of Patient	40	0.05	2.0000	40	0.05	2.000	No of Patient	32	0.05	1.6000	32	0.05	1.600

National Health Mission, Assam

15-Fund allocated to Golaghat							16-Fund allocated to Hailakandi						
2024-25				2025-26			2024-25				2025-26		
Fresh approval				Fresh approval			Fresh approval				Fresh approval		
Mesure of quantity/ Target	Quantity/ Target	Avr. Unit Cost (In lakh)	Fin. Allocation (Rs. in lakh)	Quantity/ Target	Avr. Unit Cost (In lakh)	Fin. Allocation (Rs. in lakh)	Mesure of quantity/ Target	Quantity/ Target	Avr. Unit Cost (In lakh)	Fin. Allocation (Rs. in lakh)	Quantity/ Target	Avr. Unit Cost (In lakh)	Fin. Allocation (Rs. in lakh)
No of Patient	440	0.0005	0.2200	440	0.0005	0.220	No of Patient	130	0.0005	0.0650	130	0.0005	0.065
0	497	1.515	3.980	497	1.515	3.980	0	158	0.015	0.790	158	0.015	0.790
No of Patient	250	0.005	1.2500	250	0.005	1.250	No of Patient	80	0.005	0.4000	80	0.005	0.400
No of Patient	90	0.005	0.4500	90	0.005	0.450	No of Patient	60	0.005	0.3000	60	0.005	0.300
No. of Scheme	1	1.5	1.5000	1	1.5	1.500							
No of Patient	156	0.005	0.7800	156	0.005	0.780	No of Patient	18	0.005	0.0900	18	0.005	0.090

National Health Mission, Assam

15-Fund allocated to Golaghat							16-Fund allocated to Hailakandi						
2024-25				2025-26			2024-25				2025-26		
Fresh approval				Fresh approval			Fresh approval				Fresh approval		
Measure of quantity/ Target	Quantity/ Target	Avr. Unit Cost (In lakh)	Fin. Allocation (Rs. in lakh)	Quantity/ Target	Avr. Unit Cost (In lakh)	Fin. Allocation (Rs. in lakh)	Measure of quantity/ Target	Quantity/ Target	Avr. Unit Cost (In lakh)	Fin. Allocation (Rs. in lakh)	Quantity/ Target	Avr. Unit Cost (In lakh)	Fin. Allocation (Rs. in lakh)
0	1091	0.0551	19.461	1091	0.0551	19.461	0	572	0.0551	11.960	572	0.0551	11.960
No of Patient	736	0.025	18.4000	736	0.025	18.400	No of Patient	462	0.025	11.5500	462	0.025	11.550
No of Participants	5	0.0176	0.0880	5	0.0176	0.088	No of Participants	4	0.0176	0.0704	4	0.0176	0.070
No of Participants	13	0.01	0.1300	13	0.01	0.130	No of Participants	10	0.01	0.1000	10	0.01	0.100
No of Patients	337	0.0025	0.8425	337	0.0025	0.843	No of Patients	96	0.0025	0.2400	96	0.0025	0.240

National Health Mission, Assam

15-Fund allocated to Golaghat							16-Fund allocated to Hailakandi						
2024-25				2025-26			2024-25				2025-26		
Fresh approval				Fresh approval			Fresh approval				Fresh approval		
Mesure of quantity/ Target	Quantity/ Target	Avr. Unit Cost (In lakh)	Fin. Allocation (Rs. in lakh)	Quantity/ Target	Avr. Unit Cost (In lakh)	Fin. Allocation (Rs. in lakh)	Mesure of quantity/ Target	Quantity/ Target	Avr. Unit Cost (In lakh)	Fin. Allocation (Rs. in lakh)	Quantity/ Target	Avr. Unit Cost (In lakh)	Fin. Allocation (Rs. in lakh)
	1092		2.950	1092		2.950		875		2.400	875		2.400
No of activity	92	0.030	2.750	92	0.030	2.750	No of activity	75	0.030	2.240	75	0.030	2.240
No. of poster	1000	0.0002	0.200	1000	0.0002	0.200	No. of poster	800	0.0002	0.160	800	0.0002	0.160
#VALUE!	3	3.312	3.812	3	3.312	3.812	#VALUE!	3	3.312	3.812	3	3.312	3.812
No of activity	2	0.5	1.000	2	0.5	1.000	No of activity	2	0.5	1.000	2	0.5	1.000
No of Batches	1	2.812	2.812	1	2.812	2.812	No of Batches	1	2.812	2.812	1	2.812	2.812

National Health Mission, Assam

15-Fund allocated to Golaghat							16-Fund allocated to Hailakandi						
2024-25				2025-26			2024-25				2025-26		
Fresh approval				Fresh approval			Fresh approval				Fresh approval		
Measure of quantity/ Target	Quantity/ Target	Avr. Unit Cost (In lakh)	Fin. Allocation (Rs. in lakh)	Quantity/ Target	Avr. Unit Cost (In lakh)	Fin. Allocation (Rs. in lakh)	Measure of quantity/ Target	Quantity/ Target	Avr. Unit Cost (In lakh)	Fin. Allocation (Rs. in lakh)	Quantity/ Target	Avr. Unit Cost (In lakh)	Fin. Allocation (Rs. in lakh)
#VALUE!	60676	11.542	124.636	60676	11.542	124.647	#VALUE!	35827	9.522	58.804	35827	9.522	58.811
0	0	0	0	0	0	0	0	0	0	0	0	0	0
0	1	0.15	0.15	1	0.15	0.15	0	1	0.15	0.15	1	0.15	0.15

National Health Mission, Assam

15-Fund allocated to Golaghat							16-Fund allocated to Hailakandi						
2024-25			2025-26				2024-25				2025-26		
Fresh approval			Fresh approval				Fresh approval				Fresh approval		
Mesure of quantity/ Target	Quantity/ Target	Avr. Unit Cost (In lakh)	Fin. Allocation (Rs. in lakh)	Quantity/ Target	Avr. Unit Cost (In lakh)	Fin. Allocation (Rs. in lakh)	Mesure of quantity/ Target	Quantity/ Target	Avr. Unit Cost (In lakh)	Fin. Allocation (Rs. in lakh)	Quantity/ Target	Avr. Unit Cost (In lakh)	Fin. Allocation (Rs. in lakh)
			0.00			0.00				0.00			0.00
			0.00			0.00				0.00			0.00
			195.37			194.64				108.92			108.32
In nos.	1000	0.01	5.00	1000	0.01	5.00	In nos.	500	0.01	2.50	500	0.01	2.50
In nos.	900	0.02	13.50	900	0.02	13.50	In nos.	500	0.02	7.50	500	0.02	7.50
0.000	0	0	0	0	0	0	0.000	0	0	0	0	0	0
0	0	0.00	0.00	0.000	0.000	0	0	0	0.00	0.00	0.000	0.000	0.000
0	0	0.00	0.00	0	0.00	0.00	0	0	0.00	0.00	0	0.00	0.00
0	0	0.00	0.00	0	0.00	0.00	0	0	0.00	0.00	0	0.00	0.00
0	0	0.00	0.00	0	0.00	0.00	0	0	0.00	0.00	0	0.00	0.00

National Health Mission, Assam

15-Fund allocated to Golaghat							16-Fund allocated to Hailakandi						
2024-25				2025-26			2024-25				2025-26		
Fresh approval				Fresh approval			Fresh approval				Fresh approval		
Measure of quantity/ Target	Quantity/ Target	Avr. Unit Cost (In lakh)	Fin. Allocation (Rs. in lakh)	Quantity/ Target	Avr. Unit Cost (In lakh)	Fin. Allocation (Rs. in lakh)	Measure of quantity/ Target	Quantity/ Target	Avr. Unit Cost (In lakh)	Fin. Allocation (Rs. in lakh)	Quantity/ Target	Avr. Unit Cost (In lakh)	Fin. Allocation (Rs. in lakh)
In nos.	500	0.00	0.00	500	0.00	0.00	In nos.	200	0.00	0.00	200	0.00	0.00
In nos.	800	0.00	0.00	800	0.00	0.00	In nos.	600	0.00	0.00	600	0.00	0.00
0	0	0.00	0.00	0	0.00	0.00	0	0	0.00	0.00	0	0.00	0.00
0	0	0.00	0.00	0	0.00	0.00	0	0	0.00	0.00	0	0.00	0.00
0	1	0.20	0.20	1	0.20	0.20	0	1	0.20	0.20	1	0.20	0.20
	3201		18.70	3201		18.70		1801		10.20	1801		10.20
per district	1	5.16	5.16	1	5.16	5.16	per district	1	5.1	5.1	1	5.1	5.1
per district	1	1.50	1.50	1	1.50	1.50	per district	1	1.50	1.50	1	1.50	1.50
per district	1	0.10	0.10	1	0.10	0.10	per district	1	0.10	0.10	1	0.10	0.10
per district	3.000	0.2655	0.797	3.000	0.2655	0.797	per district	3.000	0.2655	0.797	3.000	0.2655	0.797

National Health Mission, Assam

15-Fund allocated to Golaghat							16-Fund allocated to Hailakandi						
2024-25				2025-26			2024-25				2025-26		
Fresh approval				Fresh approval			Fresh approval				Fresh approval		
Mesure of quantity/ Target	Quantity/ Target	Avr. Unit Cost (In lakh)	Fin. Allocation (Rs. in lakh)	Quantity/ Target	Avr. Unit Cost (In lakh)	Fin. Allocation (Rs. in lakh)	Mesure of quantity/ Target	Quantity/ Target	Avr. Unit Cost (In lakh)	Fin. Allocation (Rs. in lakh)	Quantity/ Target	Avr. Unit Cost (In lakh)	Fin. Allocation (Rs. in lakh)
per district	1	0.12	0.12	1	0.12	0.12	per district	1	0.12	0.12	1	0.12	0.12
per district	1	1.111	1.11	1	1.16	1.16	per district	1	0.9548	0.95	1	1.00	1.00
per district	1	0.25	0.25	1	0.25	0.25	per district	1	0.25	0.25	1	0.25	0.25
	9		9.04	9		9.086		9		8.82	9		8.8701
0	1.00	0.75	0.75	1	0.75	0.75	0	1.00	0.75	0.75	1	0.75	0.75
Per District	1	0.75	0.75	1	0.75	0.75	Per District	1	0.75	0.75	1	0.75	0.75

National Health Mission, Assam

15-Fund allocated to Golaghat							16-Fund allocated to Hailakandi						
2024-25				2025-26			2024-25				2025-26		
Fresh approval				Fresh approval			Fresh approval				Fresh approval		
Mesure of quantity/ Target	Quantity/ Target	Avr. Unit Cost (In lakh)	Fin. Allocation (Rs. in lakh)	Quantity/ Target	Avr. Unit Cost (In lakh)	Fin. Allocation (Rs. in lakh)	Mesure of quantity/ Target	Quantity/ Target	Avr. Unit Cost (In lakh)	Fin. Allocation (Rs. in lakh)	Quantity/ Target	Avr. Unit Cost (In lakh)	Fin. Allocation (Rs. in lakh)
0	2.00	-	-	2	-	-	0	2.00	-	-	2	-	-
Per District	1	-	-	1	-	-	Per District	1	-	-	1	-	-
Per District	1	-	-	1	-	-	Per District	1	-	-	1	-	-
	3		0.75	3		0.75		3		0.75	3		0.75
Month wise	12	0.045	0.54	12	0.045	0.54	Month wise	12	0.03	0.36	12	0.03	0.36
Batchwise	1	0.25	0.25	1	0.25	0.25	Batchwise	1	0.25	0.25	1	0.25	0.25
Districtwise	1	0.75	0.75	1	0.75	0.75	Districtwise	1	0.75	0.75	1	0.75	0.75

National Health Mission, Assam

15-Fund allocated to Golaghat							16-Fund allocated to Hailakandi						
2024-25			2025-26				2024-25			2025-26			
Fresh approval			Fresh approval				Fresh approval			Fresh approval			
Measure of quantity/ Target	Quantity/ Target	Avr. Unit Cost (In lakh)	Fin. Allocation (Rs. in lakh)	Quantity/ Target	Avr. Unit Cost (In lakh)	Fin. Allocation (Rs. in lakh)	Measure of quantity/ Target	Quantity/ Target	Avr. Unit Cost (In lakh)	Fin. Allocation (Rs. in lakh)	Quantity/ Target	Avr. Unit Cost (In lakh)	Fin. Allocation (Rs. in lakh)
College wise	3	0.05	0.15	3	0.05	0.15	College wise	2	0.05	0.10	2	0.05	0.10
Batchwise	1	0.25	0.25	1	0.25	0.25	Batchwise	1	0.25	0.25	1	0.25	0.25
District wise	0	0.25	0.00	0	0.25	0.00	District wise	0	0.25	0.00	0	0.25	0.00

National Health Mission, Assam

15-Fund allocated to Golaghat							16-Fund allocated to Hailakandi						
2024-25				2025-26			2024-25				2025-26		
Fresh approval				Fresh approval			Fresh approval				Fresh approval		
Mesure of quantity/ Target	Quantity/ Target	Avr. Unit Cost (In lakh)	Fin. Allocation (Rs. in lakh)	Quantity/ Target	Avr. Unit Cost (In lakh)	Fin. Allocation (Rs. in lakh)	Mesure of quantity/ Target	Quantity/ Target	Avr. Unit Cost (In lakh)	Fin. Allocation (Rs. in lakh)	Quantity/ Target	Avr. Unit Cost (In lakh)	Fin. Allocation (Rs. in lakh)
Batchwise	1	0.25	0.25	1	0.25	0.25	Batchwise	1	0.25	0.25	1	0.25	0.25
No. of survey	0	0.20	0.00	0	0.20	0.00	No. of survey	0	0.20	0.00	0	0.20	0.00
	19		2.19	19		2.19		18		1.96	18		1.96
-	-	-	-	-	-	-	-	-	-	-	-	-	-
Per Unit	0	-	-	0	-	-	Per Unit	0	-	-	0	-	-
Per Unit	0	-	-	0	-	-	Per Unit	0	-	-	0	-	-
Per Unit	0	-	-	0	-	-	Per Unit	0	-	-	0	-	-
-	-	-	-	-	-	-	-	-	-	-	-	-	-
Per Unit	0	-	-	0	-	-	Per Unit	0	-	-	0	-	-
Per Unit	0	-	-	0	-	-	Per Unit	0	-	-	0	-	-
Per Unit	0	-	-	0	-	-	Per Unit	0	-	-	0	-	-

National Health Mission, Assam

15-Fund allocated to Golaghat							16-Fund allocated to Hailakandi						
2024-25				2025-26			2024-25				2025-26		
Fresh approval				Fresh approval			Fresh approval				Fresh approval		
Measure of quantity/ Target	Quantity/ Target	Avr. Unit Cost (In lakh)	Fin. Allocation (Rs. in lakh)	Quantity/ Target	Avr. Unit Cost (In lakh)	Fin. Allocation (Rs. in lakh)	Measure of quantity/ Target	Quantity/ Target	Avr. Unit Cost (In lakh)	Fin. Allocation (Rs. in lakh)	Quantity/ Target	Avr. Unit Cost (In lakh)	Fin. Allocation (Rs. in lakh)
Per Unit	0	-	-	0	-	-	Per Unit	0	-	-	0	-	-
Per Unit	0	-	-	0	-	-	Per Unit	0	-	-	0	-	-
Per Unit	0	-	-	0	-	-	Per Unit	0	-	-	0	-	-
Per Unit	1	1.24	1.24	1	1.24	1.24	Per Unit	1	1.24	1.24	1	1.24	1.24
Per Unit	1	1.36	1.36	1	1.36	1.36	Per Unit	1	1.36	1.36	1	1.36	1.36
Per Unit	0	-	-	0	-	-	Per Unit	0	-	-	0	-	-
Per Unit	0	-	-	0	-	-	Per Unit	0	-	-	0	-	-
Per Unit	0	-	-	0	-	-	Per Unit	0	-	-	0	-	-
Per Unit	0	-	-	0	-	-	Per Unit	0	-	-	0	-	-
Per Unit	-	-	-	-	-	-	Per Unit	-	-	-	-	-	-
Per Unit	0	-	-	0	-	-	Per Unit	0	-	-	0	-	-

National Health Mission, Assam

15-Fund allocated to Golaghat							16-Fund allocated to Hailakandi						
2024-25				2025-26			2024-25				2025-26		
Fresh approval				Fresh approval			Fresh approval				Fresh approval		
Measure of quantity/ Target	Quantity/ Target	Avr. Unit Cost (In lakh)	Fin. Allocation (Rs. in lakh)	Quantity/ Target	Avr. Unit Cost (In lakh)	Fin. Allocation (Rs. in lakh)	Measure of quantity/ Target	Quantity/ Target	Avr. Unit Cost (In lakh)	Fin. Allocation (Rs. in lakh)	Quantity/ Target	Avr. Unit Cost (In lakh)	Fin. Allocation (Rs. in lakh)
No of IEC materials	0	0.008	0.000	0	0.008	0.000	No of IEC materials	0	0.008	0.000	0	0.008	0.000
per District/State	0	0.344	0.000	0	0.344	0.000	per District/State	0	0.344	0.000	0	0.344	0.000
No of VHNSC	0	0.000	0.000	0	0.000	0.000	No of VHNSC	0	0.000	0.000	0	0.000	0.000
No. Of Batch	2	0.250	0.500	2	0.250	0.500	No. Of Batch	1	0.250	0.250	1	0.250	0.250

National Health Mission, Assam

15-Fund allocated to Golaghat							16-Fund allocated to Hailakandi						
2024-25				2025-26			2024-25				2025-26		
Fresh approval				Fresh approval			Fresh approval				Fresh approval		
Measure of quantity/ Target	Quantity/ Target	Avr. Unit Cost (In lakh)	Fin. Allocation (Rs. in lakh)	Quantity/ Target	Avr. Unit Cost (In lakh)	Fin. Allocation (Rs. in lakh)	Measure of quantity/ Target	Quantity/ Target	Avr. Unit Cost (In lakh)	Fin. Allocation (Rs. in lakh)	Quantity/ Target	Avr. Unit Cost (In lakh)	Fin. Allocation (Rs. in lakh)
Per HI	0	0.000	0.000	0	0.000	0.000	Per HI	0	0.000	0.000	0	0.000	0.000
Per HI	0	0.000	0.000	0	0.000	0.000	Per HI	0	0.000	0.000	0	0.000	0.000
Per HI	0	0.000	0.000	0	0.000	0.000	Per HI	0	0.000	0.000	0	0.000	0.000
Per HI	0	0.000	0.000	0	0.000	0.000	Per HI	0	0.000	0.000	0	0.000	0.000
Per HI	0	0.000	0.000	0	0.000	0.000	Per HI	0	0.000	0.000	0	0.000	0.000

National Health Mission, Assam

15-Fund allocated to Golaghat							16-Fund allocated to Hailakandi						
2024-25				2025-26			2024-25				2025-26		
Fresh approval				Fresh approval			Fresh approval				Fresh approval		
Measure of quantity/ Target	Quantity/ Target	Avr. Unit Cost (In lakh)	Fin. Allocation (Rs. in lakh)	Quantity/ Target	Avr. Unit Cost (In lakh)	Fin. Allocation (Rs. in lakh)	Measure of quantity/ Target	Quantity/ Target	Avr. Unit Cost (In lakh)	Fin. Allocation (Rs. in lakh)	Quantity/ Target	Avr. Unit Cost (In lakh)	Fin. Allocation (Rs. in lakh)
Pert Facility	0	0.000	0.000	0	0.000	0.000	Pert Facility	0	0.000	0.000	0	0.000	0.000
Pert Facility	0	0.000	0.000	0	0.000	0.000	Pert Facility	0	0.000	0.000	0	0.000	0.000
No of HF	0	0.100	0.000	0	0.100	0.000	No of HF	0	0.100	0.000	0	0.100	0.000
per equipment	0	2.500	0.000	0	2.500	0.000	per equipment	0	2.500	0.000	0	2.500	0.000
Per state & district	1	0.080	0.080	1	0.080	0.080	Per state & district	1	0.080	0.080	1	0.080	0.080
per workshop	0	0.000	0.000	0	0.000	0.000	per workshop	0	0.000	0.000	0	0.000	0.000

National Health Mission, Assam

15-Fund allocated to Golaghat							16-Fund allocated to Hailakandi						
2024-25				2025-26			2024-25				2025-26		
Fresh approval				Fresh approval			Fresh approval				Fresh approval		
Measure of quantity/ Target	Quantity/ Target	Avr. Unit Cost (In lakh)	Fin. Allocation (Rs. in lakh)	Quantity/ Target	Avr. Unit Cost (In lakh)	Fin. Allocation (Rs. in lakh)	Measure of quantity/ Target	Quantity/ Target	Avr. Unit Cost (In lakh)	Fin. Allocation (Rs. in lakh)	Quantity/ Target	Avr. Unit Cost (In lakh)	Fin. Allocation (Rs. in lakh)
	12		0.30	12		0.30		6		0.15	6		0.15

National Health Mission, Assam

15-Fund allocated to Golaghat														16-Fund allocated to Hailakandi											
2024-25							2025-26							2024-25						2025-26					
Fresh approval							Fresh approval							Fresh approval						Fresh approval					
Measure of quantity/ Target	Quantity/ Target	Avr. Unit Cost (In lakh)	Fin. Allocation (Rs. in lakh)	Quantity/ Target	Avr. Unit Cost (In lakh)	Fin. Allocation (Rs. in lakh)	Measure of quantity/ Target	Quantity/ Target	Avr. Unit Cost (In lakh)	Fin. Allocation (Rs. in lakh)	Quantity/ Target	Avr. Unit Cost (In lakh)	Fin. Allocation (Rs. in lakh)	Quantity/ Target	Avr. Unit Cost (In lakh)	Fin. Allocation (Rs. in lakh)									

National Health Mission, Assam

15-Fund allocated to Golaghat														16-Fund allocated to Hailakandi											
2024-25							2025-26							2024-25						2025-26					
Fresh approval							Fresh approval							Fresh approval						Fresh approval					
Measure of quantity/ Target	Quantity/ Target	Avr. Unit Cost (In lakh)	Fin. Allocation (Rs. in lakh)	Quantity/ Target	Avr. Unit Cost (In lakh)	Fin. Allocation (Rs. in lakh)	Measure of quantity/ Target	Quantity/ Target	Avr. Unit Cost (In lakh)	Fin. Allocation (Rs. in lakh)	Quantity/ Target	Avr. Unit Cost (In lakh)	Fin. Allocation (Rs. in lakh)	Quantity/ Target	Avr. Unit Cost (In lakh)	Fin. Allocation (Rs. in lakh)									

National Health Mission, Assam

17-Fund allocated to Hojai							18-Fund allocated to Jorhat						
2024-25				2025-26			2024-25				2025-26		
Fresh approval				Fresh approval			Fresh approval				Fresh approval		
Mesure of quantity/ Target	Quantity/ Target	Avr. Unit Cost (In lakh)	Fin. Allocation (Rs. in lakh)	Quantity/ Target	Avr. Unit Cost (In lakh)	Fin. Allocation (Rs. in lakh)	Mesure of quantity/ Target	Quantity/ Target	Avr. Unit Cost (In lakh)	Fin. Allocation (Rs. in lakh)	Quantity / Target	Avr. Unit Cost (In lakh)	Fin. Allocation (Rs. in lakh)
0	2707	0	1.35	3157	0	1.58	0	3168	0	1.58	3695	0	1.85
No. of VHSND session	2707	0.0005	1.35	3157	0.0005	1.58	No. of VHSND session	3168	0.0005	1.58	3695	0.0005	1.85
			0.00			0.00				0.00			0.00
	0		0.00	0	0	0.00		0		0.00	0	0	0.00
	0	0	0.000	0	0.00	0.00		0	0	0.000	0.00	0	0.00
	0	0	0.000	0	0.00	0.00		0	0	0.000	0.00	0	0.00
	0	0	0.000	0	0.00	0.00		0	0	0.000	0.00	0	0.00
	7417	54.95	152.01	7417	51.07	148.13		8663	64.50	178.08	8663	59.96	173.54
No of Home Deliveries	94	0.005	0.47	94	0.005	0.47	No of Home Deliveries	1	0.005	0.01	1	0.005	0.01
No of Istitutional Deliveires (Rural)	5856	0.014	81.98	5856	0.014	81.98	No of Istitutional Deliveires (Rural)	6754	0.014	94.56	6754	0.014	94.56

National Health Mission, Assam

17-Fund allocated to Hojai							18-Fund allocated to Jorhat						
2024-25				2025-26			2024-25				2025-26		
Fresh approval				Fresh approval			Fresh approval				Fresh approval		
Mesure of quantity/ Target	Quantity/ Target	Avr. Unit Cost (In lakh)	Fin. Allocation (Rs. in lakh)	Quantity/ Target	Avr. Unit Cost (In lakh)	Fin. Allocation (Rs. in lakh)	Mesure of quantity/ Target	Quantity/ Target	Avr. Unit Cost (In lakh)	Fin. Allocation (Rs. in lakh)	Quantity / Target	Avr. Unit Cost (In lakh)	Fin. Allocation (Rs. in lakh)
No of Istitutional Deliveires (Urban)	1464	0.01	14.64	1464	0.01	14.64	No of Istitutional Deliveires (Urban)	1905	0.01	19.05	1905	0.01	19.05
No of districts	1	0	0.00	1	0	0.00	No of districts	1	0	0.00	1	0	0.00
No of districts	1	51.040	51.04	1	51.040	51.04	No of districts	1	59.930	59.93	1	59.930	59.93
No of districts	1	3.88	3.88	1	0	0.00	No of districts	1	4.54	4.54	1	0	0.00
	9	122.48	122.52	10	84.37	84.41		918	150.34	156.28	961	86.60	92.82
No of districts	1	38.20	38.20	1	0	0.00	No of districts	1	64.93	64.93	1	0	0.00
No of complicated pregnancie s	6	0.0065	0.04	7	0.0065	0.05	No of complicated pregnancie s	915	0.0065	5.95	958	0.0065	6.23
No of districts	1	17.707	17.707	1	17.795	17.795	No of districts	1	48.539	48.539	1	49.731	49.731
No of districts	1	66.57	66.57	1	66.57	66.57	No of districts	1	36.86	36.86	1	36.86	36.86

National Health Mission, Assam

17-Fund allocated to Hojai							18-Fund allocated to Jorhat						
2024-25			2025-26				2024-25				2025-26		
Fresh approval			Fresh approval				Fresh approval				Fresh approval		
Mesure of quantity/ Target	Quantity/ Target	Avr. Unit Cost (In lakh)	Fin. Allocation (Rs. in lakh)	Quantity/ Target	Avr. Unit Cost (In lakh)	Fin. Allocation (Rs. in lakh)	Mesure of quantity/ Target	Quantity/ Target	Avr. Unit Cost (In lakh)	Fin. Allocation (Rs. in lakh)	Quantity / Target	Avr. Unit Cost (In lakh)	Fin. Allocation (Rs. in lakh)
	9151	0.01	64.06	9151	0.01	64.057		10823	0.01	75.76	10823	0.01	75.761
No of Institutional Deliveries	9151	0.007	64.06	9151	0.007	64.06	No of Institutional Deliveries	10823	0.007	75.76	10823	0.007	75.76
	1	2.62	2.62	1	2.71	2.71		1	6.22	6.22	1	6.45	6.45
No of districts	1	2.62	2.62	1	2.71	2.71	No of districts	1	6.22	6.22	1	6.45	6.45
	6		0.21	6		0.21		14		0.29	14		0.29
			0.00			0.00				0.00			0.00
No of districts	1	0.12	0.12	1	0.12	0.12	No of districts	1	0.12	0.12	1	0.12	0.12
No of blocks	2	0.02	0.04	2	0.02	0.04	No of blocks	6	0.02	0.12	6	0.02	0.12
No of districts	1	0.05	0.05	1	0.05	0.05	No of districts	1	0.05	0.05	1	0.05	0.05
No of blocks	2	0	0.00	2	0	0.00	No of blocks	6	0	0.00	6	0	0.00
	0	0	0.00	0	0.00	0.00		0	0	0.00	0	0.00	0.00
No of regional institute	0	0	0.00	0	0	0.00	No of regional institute	0	0	0.00	0	0	0.00

National Health Mission, Assam

17-Fund allocated to Hojai							18-Fund allocated to Jorhat						
2024-25			2025-26				2024-25				2025-26		
Fresh approval			Fresh approval				Fresh approval				Fresh approval		
Mesure of quantity/ Target	Quantity/ Target	Avr. Unit Cost (In lakh)	Fin. Allocation (Rs. in lakh)	Quantity/ Target	Avr. Unit Cost (In lakh)	Fin. Allocation (Rs. in lakh)	Mesure of quantity/ Target	Quantity/ Target	Avr. Unit Cost (In lakh)	Fin. Allocation (Rs. in lakh)	Quantity / Target	Avr. Unit Cost (In lakh)	Fin. Allocation (Rs. in lakh)
No of ME	0	0	0.00	0	0	0.00	No of ME	0	0	0.00	0	0	0.00
No of NPM	0	0	0.00	0	0	0.00	No of NPM	0	0	0.00	0	0	0.00
	5		0.20	5		0.20		7		0.46	7		0.46
no of activities	1	0.195	0.20	1	0.195	0.20	no of activities	1	0.449	0.45	1	0.449	0.45
no of claims	4	0	0.01	4	0.002	0.01	no of claims	6	0.002	0.01	6	0.002	0.01
			0.00			0.00				0.00			0.00
			0.00			0.00				0.00			0.00
	503		2.79	526		4.72		549		4.75	573		6.18
No of cases	498	0.0015	0.75	519	0.0015	0.78	No of cases	542	0.0015	0.81	565	0.0015	0.85
	0	0	0.00	0	0	0.00		0	0	0.00	0	0	0.00
	0	0	0.00	0	0	0.00		0	0	0.00	0	0	0.00
	0	0	0.00	0	0	0.00		0	0	0.00	0	0	0.00
	0	0	0.00	0	0	0.00		0	0	0.00	0	0	0.00
No of batch	1	1.396	1.40	2	1.396	2.79	No of batch	2	1.396	2.79	3	1.396	4.19
No of batch	1	0.502	0.50	2	0.502	1.00	No of batch	2	0.502	1.00	2	0.502	1.00

National Health Mission, Assam

17-Fund allocated to Hojai							18-Fund allocated to Jorhat						
2024-25				2025-26			2024-25				2025-26		
Fresh approval				Fresh approval			Fresh approval				Fresh approval		
Mesure of quantity/ Target	Quantity/ Target	Avr. Unit Cost (In lakh)	Fin. Allocation (Rs. in lakh)	Quantity/ Target	Avr. Unit Cost (In lakh)	Fin. Allocation (Rs. in lakh)	Mesure of quantity/ Target	Quantity/ Target	Avr. Unit Cost (In lakh)	Fin. Allocation (Rs. in lakh)	Quantity / Target	Avr. Unit Cost (In lakh)	Fin. Allocation (Rs. in lakh)
0	0	0	0.00	0	0	0.00	0	0	0	0.00	0	0	0.00
No of meeting	1	0.072	0.07	1	0.072	0.07	No of meeting	1	0.072	0.07	1	0.072	0.07
No of meeting	2	0	0.07	2	0.036	0.07	No of meeting	2	0.036	0.07	2	0.036	0.07
			0.00			0.00				0.00			0.00
0	0	0	0.00	0	0	0.00	0	0	0	0.00	0	0	0.00
0	0	0	0.00	0	0	0.00	0	0	0	0.00	0	0	0.00
0	0	0	0.00	0	0	0.00	0	0	0	0.00	0	0	0.00
0	0	0	0.00	0	0	0.00	0	0	0	0.00	0	0	0.00
0	0	0	0.00	0	0	0.00	0	0	0	0.00	0	0	0.00
0	0	0	0.00	0	0	0.00	0	0	0	0.00	0	0	0.00
0	0	0	0.00	0	0	0.00	0	0	0	0.00	0	0	0.00
0	0	0.00	0.00	0	0.00	0.00	0	0	0.00	0.00	0	0.00	0.00
0	0	0.00	0.00	0	0.00	0.00	0	0	0.00	0.00	0	0.00	0.00

National Health Mission, Assam

17-Fund allocated to Hojai							18-Fund allocated to Jorhat						
2024-25				2025-26			2024-25				2025-26		
Fresh approval				Fresh approval			Fresh approval				Fresh approval		
Measure of quantity/ Target	Quantity/ Target	Avr. Unit Cost (In lakh)	Fin. Allocation (Rs. in lakh)	Quantity/ Target	Avr. Unit Cost (In lakh)	Fin. Allocation (Rs. in lakh)	Measure of quantity/ Target	Quantity/ Target	Avr. Unit Cost (In lakh)	Fin. Allocation (Rs. in lakh)	Quantity / Target	Avr. Unit Cost (In lakh)	Fin. Allocation (Rs. in lakh)
	0	0.00	0.00	0	0.00	0.00		0	0.00	0.00	0	0.00	0.00
	0	0.00	0.00	0	0.00	0.00		0	0.00	0.00	0	0.00	0.00
	0	0.00	0.00	0	0.00	0.00		0	0.00	0.00	0	0.00	0.00
			0.00			0.00				0.00			0.00
	0	0.00	0.00	0	0.00	0.00		0	0.00	0.00	0	0.00	0.00
	0	0.00	0.00	0	0.00	0.00		0	0.00	0.00	0	0.00	0.00
	15		0.30	15		0.30		9		0.18	9		0.18
no of visits	15	0.02	0.30	15	0.02	0.30	no of visits	9	0.02	0.18	9	0.02	0.18
	0	0.00	0.00	0	0.00	0.00		0	0.00	0.00	0	0.00	0.00
	166		3.98	166		3.98		296		7.10	296		7.10
No of ANMs	166	0	3.98	166	0.024	3.98	No of ANMs	296	0.024	7.10	296	0.024	7.10
			0.00			0.00				0.00			0.00

National Health Mission, Assam

17-Fund allocated to Hojai							18-Fund allocated to Jorhat						
2024-25				2025-26			2024-25				2025-26		
Fresh approval				Fresh approval			Fresh approval				Fresh approval		
Measure of quantity/ Target	Quantity/ Target	Avr. Unit Cost (In lakh)	Fin. Allocation (Rs. in lakh)	Quantity/ Target	Avr. Unit Cost (In lakh)	Fin. Allocation (Rs. in lakh)	Measure of quantity/ Target	Quantity/ Target	Avr. Unit Cost (In lakh)	Fin. Allocation (Rs. in lakh)	Quantity/ Target	Avr. Unit Cost (In lakh)	Fin. Allocation (Rs. in lakh)
	13288		31.56	13924		33.60		13303		37.01	13933		37.39
			0.00			0.00				0.00			0.00
no of claims	12538	0	18.81	13165	0.002	19.75	no of claims	12453	0.002	18.68	13076	0.002	19.61
no of claims	438	0	0.44	438	0.001	0.44	no of claims	568	0.001	0.57	568	0.001	0.57
			0.00			0.00				0.00			0.00
0	0	0.00	0.00	0	0.00	0.00	0	0	0.00	0.00	0	0.00	0.00
			0.00			0.00				0.00			0.00
			0.00			0.00				0.00			0.00
			0.00			0.00				0.00			0.00
			0.00			0.00				0.00			0.00
			0.00			0.00				0.00			0.00
			0.00			0.00				0.00			0.00
0	0	0.00	0.00	0	0.00	0.00	0	0	0.00	0.00	0	0.00	0.00
			0.00			0.00				0.00			0.00
			0.00			0.00				0.00			0.00

National Health Mission, Assam

17-Fund allocated to Hojai							18-Fund allocated to Jorhat						
2024-25				2025-26			2024-25				2025-26		
Fresh approval				Fresh approval			Fresh approval				Fresh approval		
Measure of quantity/ Target	Quantity/ Target	Avr. Unit Cost (In lakh)	Fin. Allocation (Rs. in lakh)	Quantity/ Target	Avr. Unit Cost (In lakh)	Fin. Allocation (Rs. in lakh)	Measure of quantity/ Target	Quantity/ Target	Avr. Unit Cost (In lakh)	Fin. Allocation (Rs. in lakh)	Quantity/ Target	Avr. Unit Cost (In lakh)	Fin. Allocation (Rs. in lakh)
0	0	0	0.00	0	0	0.00	0	0	0	0.00	0	0	0.00
No of batch	5	1.65	8.25	6	1.65	9.90	No of batch	6	1.65	9.90	6	1.65	9.90
0	0	0	0.00	0	0	0.00	0	0	0	0.00	0	0	0.00
No of batch	1	0.2904	0.29	1	0.2904	0.29	No of batch	1	0.2904	0.29	1	0.2904	0.29
No of batch	1	0.3564	0.36	1	0.3564	0.36	No of batch	1	0.3564	0.36	1	0.3564	0.36
0	0	0	0.00	0	0.000	0.00	No of batch	2	1.9415	3.88	2	1.9415	3.88
No of batch	3	0.6963	2.09	3	0.6963	2.09	No of batch	3	0.6963	2.09	3	0.6963	2.09
			0.00			0.00				0.00			0.00
			0.00			0.00				0.00			0.00
			0.00			0.00				0.00			0.00
			0.00			0.00				0.00			0.00
			0.00			0.00				0.00			0.00
			0.00			0.00				0.00			0.00
no of cases	301	0	0.75	310	0.003	0.78	no of cases	268	0.003	0.67	276	0.003	0.69

National Health Mission, Assam

17-Fund allocated to Hojai							18-Fund allocated to Jorhat						
2024-25				2025-26			2024-25				2025-26		
Fresh approval				Fresh approval			Fresh approval				Fresh approval		
Mesure of quantity/ Target	Quantity/ Target	Avr. Unit Cost (In lakh)	Fin. Allocation (Rs. in lakh)	Quantity/ Target	Avr. Unit Cost (In lakh)	Fin. Allocation (Rs. in lakh)	Mesure of quantity/ Target	Quantity/ Target	Avr. Unit Cost (In lakh)	Fin. Allocation (Rs. in lakh)	Quantity / Target	Avr. Unit Cost (In lakh)	Fin. Allocation (Rs. in lakh)
no of waiting home	1	1	0.58	0	0.000	0.00	no of waiting home	1	0.576	0.58	0	0.000	0.00
0	0	0	0.00	0	0.000	0.00	0	0	0.000	0.00	0	0.000	0.00
	0		0.00	0		0.00		880		119.68	0		0.00
			0.00			0.00				0.00			0.00
			0.00			0.00				0.00			0.00
			0.00			0.00				0.00			0.00
			0.00			0.00				0.00			0.00
			0.00			0.00				0.00			0.00
0	0	0.00	0.00	0	0.00	0.00	0	0	0.00	0.00	0	0.00	0.00
0	0	0.00	0.00	0	0.00	0.00	0	880	0.14	119.68	0	0.00	0.00
			381.60			343.90				587.40			402.02

National Health Mission, Assam

17-Fund allocated to Hojai							18-Fund allocated to Jorhat						
2024-25				2025-26			2024-25				2025-26		
Fresh approval				Fresh approval			Fresh approval				Fresh approval		
Mesure of quantity/ Target	Quantity/ Target	Avr. Unit Cost (In lakh)	Fin. Allocation (Rs. in lakh)	Quantity/ Target	Avr. Unit Cost (In lakh)	Fin. Allocation (Rs. in lakh)	Mesure of quantity/ Target	Quantity/ Target	Avr. Unit Cost (In lakh)	Fin. Allocation (Rs. in lakh)	Quantity / Target	Avr. Unit Cost (In lakh)	Fin. Allocation (Rs. in lakh)
Clinics	25	0.00375	0.09375	25	0.00375	0.09375	Clinics	75	0.00375	0.28125	75	0.00375	0.28125
Lumpsum	1	0.3	0.3	1	0.3	0.3	Lumpsum	1	0.3	0.3	1	0.3	0.3
Number	1	0.5	0.5	1	0.5	0.5	Number	1	0.5	0.5	1	0.5	0.5
							Lumpsum	1	0.5	0.5	0.000	0	0.000
	27		0.89375	27		0.89375		78		1.58125	77		1.08125
	21		17.74	16		17.18		58		52.55	44		51.35
4	4	4.2	16.80	4	4.2	16.80	12	12	4.2	50.40	12	4.2	50.40
4	4	0.036	0.144	4	0.036	0.144	12	12	0.036	0.432	12	0.036	0.432
4	4	0.023	0.092			0.00	12	12	0.023	0.276			0.00
			0.00			0.00				0.00			0.00

National Health Mission, Assam

17-Fund allocated to Hojai							18-Fund allocated to Jorhat						
2024-25				2025-26			2024-25				2025-26		
Fresh approval				Fresh approval			Fresh approval				Fresh approval		
Mesure of quantity/ Target	Quantity/ Target	Avr. Unit Cost (In lakh)	Fin. Allocation (Rs. in lakh)	Quantity/ Target	Avr. Unit Cost (In lakh)	Fin. Allocation (Rs. in lakh)	Mesure of quantity/ Target	Quantity/ Target	Avr. Unit Cost (In lakh)	Fin. Allocation (Rs. in lakh)	Quantity / Target	Avr. Unit Cost (In lakh)	Fin. Allocation (Rs. in lakh)
1	1	0.463	0.46			0.00	2	2	0.463	0.93			0.00
			0.00			0.00				0.00			0.00
8	8	0.030	0.24	8	0.030	0.24	20	20	0.026	0.52	20	0.026	0.52
	34		0.700	35		1.057		513		7.640	514		7.997
0	0	0	0.00	0	0	0.00	0	0	0	0.00	0	0	0.00
30	30	0.010	0.30	30	0.010	0.30	500	500	0.010	5.00	500	0.010	5.00
			0.00			0.00	1	1	1.440	1.44	1	1.440	1.44
			0.00			0.00				0.00			0.00
			0.00			0.00				0.00			0.00
0.000	0.000	0.000	0.00	1	0.357	0.36	0	0	0.000	0.00	1	0.357	0.36
			0.00			0.00				0.00			0.00

National Health Mission, Assam

17-Fund allocated to Hojai							18-Fund allocated to Jorhat						
2024-25			2025-26				2024-25				2025-26		
Fresh approval			Fresh approval				Fresh approval				Fresh approval		
Mesure of quantity/ Target	Quantity/ Target	Avr. Unit Cost (In lakh)	Fin. Allocation (Rs. in lakh)	Quantity/ Target	Avr. Unit Cost (In lakh)	Fin. Allocation (Rs. in lakh)	Mesure of quantity/ Target	Quantity/ Target	Avr. Unit Cost (In lakh)	Fin. Allocation (Rs. in lakh)	Quantity / Target	Avr. Unit Cost (In lakh)	Fin. Allocation (Rs. in lakh)
			0.00			0.00				0.00			0.00
			0.00			0.00				0.00			0.00
4	4	0.100	0.40	4	0.100	0.40	12	12	0.100	1.20	12	0.100	1.20
	55		18.44	51		18.24		571		60.19	558		59.35
	18822.168	45.001	92.044	#####	43.868	91.852		#####	35.402	65.133	#####	36.513	66.838
Nos	18818	0.0025	47.045	19195	0.0025	47.986	Nos	11893	0.0025	29.733	12131	0.0025	30.328
Nos							Nos						
Nos							Nos						
Nos	1	40.98	40.984	1	42.71	42.713	Nos	1	28.65	28.645	1	29.74	29.738
Nos							Nos						

National Health Mission, Assam

17-Fund allocated to Hojai							18-Fund allocated to Jorhat						
2024-25				2025-26			2024-25				2025-26		
Fresh approval				Fresh approval			Fresh approval				Fresh approval		
Mesure of quantity/ Target	Quantity/ Target	Avr. Unit Cost (In lakh)	Fin. Allocation (Rs. in lakh)	Quantity/ Target	Avr. Unit Cost (In lakh)	Fin. Allocation (Rs. in lakh)	Mesure of quantity/ Target	Quantity/ Target	Avr. Unit Cost (In lakh)	Fin. Allocation (Rs. in lakh)	Quantity / Target	Avr. Unit Cost (In lakh)	Fin. Allocation (Rs. in lakh)
Nos	1	0.5	0.500	1	0.5	0.500	Nos	1	0.58	0.580	1	0.58	0.580
Nos							Nos						
Nos	1	0.624	0.624	1	0.653	0.653	Nos	1	0.394	0.394	1	0.413	0.413
Nos	1	2.89	2.890	1	0	0.000	Nos	1	5.78	5.780	1	5.78	5.780
Nos							Nos						
Nos							Nos						
	45	9.480143	14.360	42	6.49814	11.528		61	39.62277	50.480	59	40.36277	48.980
Nos	2.000	2	4.000	2	2	4.000	Nos	1	24	24.000	1.000	25	25.000
Nos	7	0.237143	1.660	7	0.24	1.660	Nos	4	0.3025	1.210	4	0.30	1.210
Nos	25	0.05	1.230	25	0.05	1.230	Nos	39	0.06	2.210	39	0.06	2.210
Nos	2	0.15	0.300	2	0.30	0.600	Nos	1	1.00	1.000	1	1.00	1.000
Nos							Nos						

National Health Mission, Assam

17-Fund allocated to Hojai							18-Fund allocated to Jorhat						
2024-25				2025-26			2024-25				2025-26		
Fresh approval				Fresh approval			Fresh approval				Fresh approval		
Measure of quantity/ Target	Quantity/ Target	Avr. Unit Cost (In lakh)	Fin. Allocation (Rs. in lakh)	Quantity/ Target	Avr. Unit Cost (In lakh)	Fin. Allocation (Rs. in lakh)	Measure of quantity/ Target	Quantity/ Target	Avr. Unit Cost (In lakh)	Fin. Allocation (Rs. in lakh)	Quantity/ Target	Avr. Unit Cost (In lakh)	Fin. Allocation (Rs. in lakh)
Nos							Nos						
Nos							Nos						
Nos							Nos						
Nos							Nos						
Nos of Batches	1	1.416	1.416	1	1.416	1.416	Nos of Batches	1	1.416	1.416	1	1.416	1.416
Nos of Batches	1	1.328	1.328				Nos of Batches	1	1.328	1.328	1	1.328	1.328

National Health Mission, Assam

17-Fund allocated to Hojai							18-Fund allocated to Jorhat						
2024-25				2025-26			2024-25				2025-26		
Fresh approval				Fresh approval			Fresh approval				Fresh approval		
Measure of quantity/ Target	Quantity/ Target	Avr. Unit Cost (In lakh)	Fin. Allocation (Rs. in lakh)	Quantity/ Target	Avr. Unit Cost (In lakh)	Fin. Allocation (Rs. in lakh)	Measure of quantity/ Target	Quantity/ Target	Avr. Unit Cost (In lakh)	Fin. Allocation (Rs. in lakh)	Quantity/ Target	Avr. Unit Cost (In lakh)	Fin. Allocation (Rs. in lakh)
Nos of Batches	1	1.304	1.304				Nos of Batches	1	1.304	1.304	1	1.304	1.304
Nos of Batches							Nos of Batches	1.000	3	3.314	1.000	4	3.554
Nos of Batches							Nos of Batches	3	2.694	8.082	3	2.694	8.082
Nos of Batches							Nos of Batches	2.000	2	4.480	1	2.24	2.240
Nos of Batches							Nos of Batches						
Nos of Batches							Nos of Batches						
Nos							Nos						
Nos							Nos						
Nos	1	1.7868	1.787	1	1.7868	1.787	Nos	1	0.8006	0.801	1	0.8006	0.801
Nos							Nos						
Nos	1.000	0.20	0.200	1.000	0.20	0.200	Nos	1.000	0.20	0.200	1.000	0.20	0.200
Nos	2	0.126	0.252	2	0.126	0.252	Nos	3	0.084	0.252	3	0.084	0.252

National Health Mission, Assam

17-Fund allocated to Hojai							18-Fund allocated to Jorhat						
2024-25			2025-26				2024-25				2025-26		
Fresh approval			Fresh approval				Fresh approval				Fresh approval		
Mesure of quantity/ Target	Quantity/ Target	Avr. Unit Cost (In lakh)	Fin. Allocation (Rs. in lakh)	Quantity/ Target	Avr. Unit Cost (In lakh)	Fin. Allocation (Rs. in lakh)	Mesure of quantity/ Target	Quantity/ Target	Avr. Unit Cost (In lakh)	Fin. Allocation (Rs. in lakh)	Quantity / Target	Avr. Unit Cost (In lakh)	Fin. Allocation (Rs. in lakh)
	1	0.7198	0.720	1	0.7198	0.720		1	0.989	0.989	1	0.989	0.989
	2	11.496	11.496	2	7.585	7.585		3	25.095	31.095	3	30.724	30.724
Nos	1	1.0	1.000	1	1	1.000	Nos	1	12.0	18.000	1	18	18.000
Nos							Nos						
Nos							Nos						
Nos	1	10.496	10.496	1	6.585	6.585	Nos	1	10.496	10.496	1	10.125	10.125
Nos							Nos	1.000	2.599	2.599	1.000	2.599	2.599
	1	3	3.000	1	3	3.000		1	40	40.000	1	40	40.000

National Health Mission, Assam

17-Fund allocated to Hojai							18-Fund allocated to Jorhat						
2024-25				2025-26			2024-25				2025-26		
Fresh approval				Fresh approval			Fresh approval				Fresh approval		
Measure of quantity/ Target	Quantity/ Target	Avr. Unit Cost (In lakh)	Fin. Allocation (Rs. in lakh)	Quantity/ Target	Avr. Unit Cost (In lakh)	Fin. Allocation (Rs. in lakh)	Measure of quantity/ Target	Quantity/ Target	Avr. Unit Cost (In lakh)	Fin. Allocation (Rs. in lakh)	Quantity / Target	Avr. Unit Cost (In lakh)	Fin. Allocation (Rs. in lakh)
Nos	1	3	3.000	1	3	3.000	Nos	1	40	40.000	1	40	40.000
	1	0.375	0.375	1	0.75	0.750		1	7.98	7.983	1	7.98	7.983
Nos	1	0.375	0.375	1	0.750	0.750	Nos	1	7.980	7.983	1	7.980	7.983
	0	0	0.000	0	0	0.000		0	0	0.000	0	0	0.000
Nos							Nos						
	0	0	0	0	0	0		0	0	0	0	0	0
Nos							Nos						
	18888		130.205	19262		123.211		11983		204.118	12219		203.525
			114.11			114.25				103.45			103.38

National Health Mission, Assam

17-Fund allocated to Hojai							18-Fund allocated to Jorhat						
2024-25				2025-26			2024-25				2025-26		
Fresh approval				Fresh approval			Fresh approval				Fresh approval		
Measure of quantity/ Target	Quantity/ Target	Avr. Unit Cost (In lakh)	Fin. Allocation (Rs. in lakh)	Quantity/ Target	Avr. Unit Cost (In lakh)	Fin. Allocation (Rs. in lakh)	Measure of quantity/ Target	Quantity/ Target	Avr. Unit Cost (In lakh)	Fin. Allocation (Rs. in lakh)	Quantity/ Target	Avr. Unit Cost (In lakh)	Fin. Allocation (Rs. in lakh)
No. of DVS+RVS	1	12000.000	0.120	1	#####	0.120	No. of DVS+RVS	1	#####	0.120	1	12000.000	0.120
months	12	18000.000	2.160	12	#####	2.160	months	12	#####	2.160	12	18000.000	2.160
Urban Slum	170	625.000	1.062	170	625.000	1.062	Urban Slum	332	625.000	2.075	332	625.000	2.075
Underserved Session per Yr	48	2475.000	1.188	48	2475.000	1.188	Underserved Session per Yr	64	2475.000	1.584	64	2475.000	1.584
Expected Complete Imm, (upto 5 yrs)	25564	225.000	57.519	25625	225.000	57.657	Expected Complete Imm, (upto 5 yrs)	17227	225.000	38.760	17197	225.000	38.693

National Health Mission, Assam

17-Fund allocated to Hojai							18-Fund allocated to Jorhat						
2024-25				2025-26			2024-25				2025-26		
Fresh approval				Fresh approval			Fresh approval				Fresh approval		
Measure of quantity/ Target	Quantity/ Target	Avr. Unit Cost (In lakh)	Fin. Allocation (Rs. in lakh)	Quantity/ Target	Avr. Unit Cost (In lakh)	Fin. Allocation (Rs. in lakh)	Measure of quantity/ Target	Quantity/ Target	Avr. Unit Cost (In lakh)	Fin. Allocation (Rs. in lakh)	Quantity/ Target	Avr. Unit Cost (In lakh)	Fin. Allocation (Rs. in lakh)
No. of Batches	5	70934.000	3.732	5	#####	3.732	No. of Batches	8	#####	5.355	8	70934.000	5.355
BRIDGE Mtng Batch Number	10	18000.000	1.800	10	#####	1.800	BRIDGE Mtng Batch Number	18	#####	3.240	18	18000.000	3.240
RI/IMI Session Planned	178	900.000	1.605	178	900.000	1.605	RI/IMI Session Planned	324	900.000	2.917	324	900.000	2.917
Beneficiary Infant Target	26500	5.000	1.325	26600	4.997	1.329	Beneficiary Infant Target	17200	5.000	0.860	17200	5.000	0.860
Yearly No. of AVD (HtRA)	4356	200.000	8.712	4356	200.000	8.712	Yearly No. of AVD (HtRA)	1665	200.000	3.330	1665	200.000	3.330
Yearly No. of AVD for Very Hard to Reach Area	1071	450.000	4.820	1071	450.000	4.820	Yearly No. of AVD for Very Hard to Reach Area	216	450.000	0.972	216	450.000	0.972

National Health Mission, Assam

17-Fund allocated to Hojai							18-Fund allocated to Jorhat						
2024-25				2025-26			2024-25				2025-26		
Fresh approval				Fresh approval			Fresh approval				Fresh approval		
Measure of quantity/ Target	Quantity/ Target	Avr. Unit Cost (In lakh)	Fin. Allocation (Rs. in lakh)	Quantity/ Target	Avr. Unit Cost (In lakh)	Fin. Allocation (Rs. in lakh)	Measure of quantity/ Target	Quantity/ Target	Avr. Unit Cost (In lakh)	Fin. Allocation (Rs. in lakh)	Quantity/ Target	Avr. Unit Cost (In lakh)	Fin. Allocation (Rs. in lakh)
No. of Participants	27	600.000	0.160	27	600.000	0.160	No. of Participants	33	600.000	0.196	33	600.000	0.196
No. of Sub Centre & Plan. Unit	95	1200.000	1.140	95	1200.000	1.140	No. of Sub Centre & Plan. Unit	114	1200.000	1.368	114	1200.000	1.368
No. of Supervisory Visits planned yearly	646	384.280	2.484	646	384.280	2.484	No. of Supervisory Visits planned yearly	1099	384.280	4.224	1099	384.280	4.224
No. of PHC	2	43000.000	0.860	2	#####	0.860	No. of PHC	8	#####	0.950	8	11875.000	0.950
			14.88			14.88				14.45			14.45
No. of Beneficiary	178332	8.344	14.880	178332	8.344	14.881	No. of Beneficiary	126244	11.444	14.447	126244	11.444	14.447
	13		1.874	13		1.874		13		1.874	13		1.874

National Health Mission, Assam

17-Fund allocated to Hojai							18-Fund allocated to Jorhat						
2024-25			2025-26				2024-25				2025-26		
Fresh approval			Fresh approval				Fresh approval				Fresh approval		
Mesure of quantity/ Target	Quantity/ Target	Avr. Unit Cost (In lakh)	Fin. Allocation (Rs. in lakh)	Quantity/ Target	Avr. Unit Cost (In lakh)	Fin. Allocation (Rs. in lakh)	Mesure of quantity/ Target	Quantity/ Target	Avr. Unit Cost (In lakh)	Fin. Allocation (Rs. in lakh)	Quantity / Target	Avr. Unit Cost (In lakh)	Fin. Allocation (Rs. in lakh)
	4713		20.25	3433		19.61		2229		16.47	2204		10.14
0.000	1000	#DIV/0!	17.940	1068	#DIV/0!	19.331	0.000	3217	#DIV/0!	61.849	3515	#DIV/0!	68.157
Nos of Camp	16	0.150	2.400	17	0.150	2.550	Nos of Camp	30	0.150	4.500	35	0.150	5.250
	582	0.025	14.535	631	0.025	15.731		1885	0.029	54.094	2090	0.028	59.432
	402	0.002500	1.005	420	0.002500	1.050		1302	0.002500	3.255	1390	0.002500	3.475
		#DIV/0!			#DIV/0!				#DIV/0!			#DIV/0!	
		#DIV/0!			#DIV/0!				#DIV/0!			#DIV/0!	
		#DIV/0!			#DIV/0!				#DIV/0!			#DIV/0!	
		#DIV/0!			#DIV/0!				#DIV/0!			#DIV/0!	
		#DIV/0!			#DIV/0!				#DIV/0!			#DIV/0!	
		#DIV/0!			#DIV/0!				#DIV/0!			#DIV/0!	
		#DIV/0!			#DIV/0!				#DIV/0!			#DIV/0!	

National Health Mission, Assam

17-Fund allocated to Hojai							18-Fund allocated to Jorhat						
2024-25			2025-26				2024-25			2025-26			
Fresh approval			Fresh approval				Fresh approval			Fresh approval			
Mesure of quantity/ Target	Quantity/ Target	Avr. Unit Cost (In lakh)	Fin. Allocation (Rs. in lakh)	Quantity/ Target	Avr. Unit Cost (In lakh)	Fin. Allocation (Rs. in lakh)	Mesure of quantity/ Target	Quantity/ Target	Avr. Unit Cost (In lakh)	Fin. Allocation (Rs. in lakh)	Quantity / Target	Avr. Unit Cost (In lakh)	Fin. Allocation (Rs. in lakh)
		#DIV/0!			#DIV/0!				#DIV/0!			#DIV/0!	
0.00	31	#DIV/0!	1.36	31	#DIV/0!	1.36	0.00	73	#DIV/0!	3.28	88	#DIV/0!	3.88
	1	0.160	0.160	1	0.160	0.160		3	0.160	0.480	3	0.160	0.480
	30	0.040	1.200	30	0.040	1.200		70	0.040	2.800	85	0.040	3.400
		#DIV/0!			#DIV/0!				#DIV/0!			#DIV/0!	
		#DIV/0!			#DIV/0!				#DIV/0!			#DIV/0!	
		#DIV/0!			#DIV/0!				#DIV/0!			#DIV/0!	
0.000	14026	#DIV/0!	25.837	14796	#DIV/0!	27.273	0.000	12505	#DIV/0!	23.057	13186	#DIV/0!	24.313
	5	0.050	0.250	6	0.050	0.300		5	0.050	0.250	6	0.050	0.300
	746	0.0002	0.149	777	0.0002	0.155		745	0.0002	0.149	775	0.0002	0.155
	6429	0.002	15.430	6750	0.002	16.200		5727	0.002	13.750	6014	0.002	14.430
	207	0.003	0.620	255	0.003	0.760		149	0.003	0.450	187	0.003	0.560
	6429	0.001	7.710	6750	0.001	8.100		5727	0.001	6.870	6014	0.001	7.220

National Health Mission, Assam

17-Fund allocated to Hojai							18-Fund allocated to Jorhat						
2024-25				2025-26			2024-25				2025-26		
Fresh approval				Fresh approval			Fresh approval				Fresh approval		
Mesure of quantity/ Target	Quantity/ Target	Avr. Unit Cost (In lakh)	Fin. Allocation (Rs. in lakh)	Quantity/ Target	Avr. Unit Cost (In lakh)	Fin. Allocation (Rs. in lakh)	Mesure of quantity/ Target	Quantity/ Target	Avr. Unit Cost (In lakh)	Fin. Allocation (Rs. in lakh)	Quantity / Target	Avr. Unit Cost (In lakh)	Fin. Allocation (Rs. in lakh)
	207	0.001	0.310	255	0.002	0.390		149	0.001	0.220	187	0.001	0.280
		#DIV/0!			#DIV/0!				#DIV/0!			#DIV/0!	
		#DIV/0!			#DIV/0!				#DIV/0!			#DIV/0!	
	1	0.493	0.4925	1	0.493	0.4925		1	0.493	0.4925	1	0.493	0.4925
	2	0.438	0.875	2	0.438	0.875		2	0.438	0.875	2	0.438	0.875
		#DIV/0!			#DIV/0!				#DIV/0!			#DIV/0!	
		#DIV/0!			#DIV/0!				#DIV/0!			#DIV/0!	
		#DIV/0!			#DIV/0!				#DIV/0!			#DIV/0!	
0.000	3082	#DIV/0!	2.827	3112	#DIV/0!	2.847	0.000	6082	#DIV/0!	5.067	6142	#DIV/0!	5.107
	1540	0.000753	1.160	1555	0.000752	1.170		3040	0.000750	2.280	3070	0.000749	2.300
	1540	0.001	1.160	1555	0.001	1.170		3040	0.001	2.280	3070	0.001	2.300
		#DIV/0!			#DIV/0!				#DIV/0!			#DIV/0!	

National Health Mission, Assam

17-Fund allocated to Hojai							18-Fund allocated to Jorhat						
2024-25			2025-26				2024-25			2025-26			
Fresh approval			Fresh approval				Fresh approval			Fresh approval			
Mesure of quantity/ Target	Quantity/ Target	Avr. Unit Cost (In lakh)	Fin. Allocation (Rs. in lakh)	Quantity/ Target	Avr. Unit Cost (In lakh)	Fin. Allocation (Rs. in lakh)	Mesure of quantity/ Target	Quantity/ Target	Avr. Unit Cost (In lakh)	Fin. Allocation (Rs. in lakh)	Quantity / Target	Avr. Unit Cost (In lakh)	Fin. Allocation (Rs. in lakh)
	1	0.174	0.1735	1	0.174	0.1735		1	0.174	0.1735	1	0.174	0.1735
	1	0.333	0.333	1	0.333	0.333		1	0.333	0.333	1	0.333	0.333
		#DIV/0!			#DIV/0!			#DIV/0!			#DIV/0!		#DIV/0!
		#DIV/0!			#DIV/0!			#DIV/0!			#DIV/0!		#DIV/0!
		#DIV/0!			#DIV/0!			#DIV/0!			#DIV/0!		#DIV/0!
0.000	7198	#DIV/0!	20.154	7254	#DIV/0!	20.560	0.000	8814	#DIV/0!	31.814	9042	#DIV/0!	32.842
	552	0.001	0.55	580	0.001	0.58		1272	0.001	1.27	1336	0.001	1.34
	5400	0.001	5.400	5400	0.001	5.400		5300	0.001	5.300	5400	0.001	5.400
	693	0.005	3.330	693	0.005	3.330		969	0.005	4.650	969	0.005	4.650
	552	0.013500	7.452	580	0.013500	7.830		1272	0.013500	17.172	1336	0.013500	18.036
	1	3.420	3.420	1	3.420	3.420		1	3.420	3.420	1	3.420	3.420
		#DIV/0!			#DIV/0!			#DIV/0!			#DIV/0!		#DIV/0!
		#DIV/0!			#DIV/0!			#DIV/0!			#DIV/0!		#DIV/0!
		#DIV/0!			#DIV/0!			#DIV/0!			#DIV/0!		#DIV/0!
0.000	0	#DIV/0!	0.000	0	#DIV/0!	0.000	0.000	0	#DIV/0!	0.000	0	#DIV/0!	0.000

National Health Mission, Assam

17-Fund allocated to Hojai							18-Fund allocated to Jorhat						
2024-25				2025-26			2024-25				2025-26		
Fresh approval				Fresh approval			Fresh approval				Fresh approval		
Mesure of quantity/ Target	Quantity/ Target	Avr. Unit Cost (In lakh)	Fin. Allocation (Rs. in lakh)	Quantity/ Target	Avr. Unit Cost (In lakh)	Fin. Allocation (Rs. in lakh)	Mesure of quantity/ Target	Quantity/ Target	Avr. Unit Cost (In lakh)	Fin. Allocation (Rs. in lakh)	Quantity / Target	Avr. Unit Cost (In lakh)	Fin. Allocation (Rs. in lakh)
		#DIV/0!			#DIV/0!				#DIV/0!			#DIV/0!	
0.000	2	0.637	0.637	2	0.637	0.637	0.000	3	0.637	0.979	2	0.637	0.637
	1	0.295	0.295	1	0.295	0.295		1	0.295	0.295	1	0.295	0.295
	1	0.342	0.342	1	0.342	0.342		2	0.342	0.684	1	0.342	0.342
0.000	208	0.107	1.479	208	0.107	1.479	0.000	250	0.108	2.119	250	0.108	2.119
	3	0.020	0.06	3	0.020	0.06		7	0.020	0.14	7	0.020	0.14
	3	0.015	0.045	3	0.015	0.045		7	0.015	0.105	7	0.015	0.105
	3	0.030	0.09	3	0.030	0.09		7	0.030	0.21	7	0.030	0.21
	3	0.030	0.09	3	0.030	0.09		7	0.030	0.21	7	0.030	0.21
	98	0.006133	0.601	98	0.006	0.601		111	0.007018	0.779	111	0.007	0.779

National Health Mission, Assam

17-Fund allocated to Hojai							18-Fund allocated to Jorhat						
2024-25			2025-26				2024-25			2025-26			
Fresh approval			Fresh approval				Fresh approval			Fresh approval			
Mesure of quantity/ Target	Quantity/ Target	Avr. Unit Cost (In lakh)	Fin. Allocation (Rs. in lakh)	Quantity/ Target	Avr. Unit Cost (In lakh)	Fin. Allocation (Rs. in lakh)	Mesure of quantity/ Target	Quantity/ Target	Avr. Unit Cost (In lakh)	Fin. Allocation (Rs. in lakh)	Quantity / Target	Avr. Unit Cost (In lakh)	Fin. Allocation (Rs. in lakh)
	98	0.006051	0.593	98	0.006	0.593		111	0.006081	0.675	111	0.006	0.675
0.000	2681	#DIV/0!	16.647	2710	#DIV/0!	17.128	0.000	7281	#DIV/0!	46.066	7686	#DIV/0!	48.933
	27	0.005	0.130	27	0.005	0.130		38	0.005	0.190	38	0.005	0.190
	84	0.010	0.840	84	0.010	0.840		168	0.005	0.840	168	0.005	0.840
	1978	0.005	9.880	2176	0.005	10.880		5135	0.005	25.680	5640	0.005	28.200
	333	0.010	3.330	359	0.010	3.590		1631	0.010	16.310	1756	0.010	17.560
		#DIV/0!			#DIV/0!			#DIV/0!			#DIV/0!		#DIV/0!
	1	0.165	0.165	1	0.165	0.165		1	0.165	0.165	1	0.165	0.165
		#DIV/0!			#DIV/0!			#DIV/0!			#DIV/0!		#DIV/0!
		#DIV/0!			#DIV/0!			#DIV/0!			#DIV/0!		#DIV/0!
		#DIV/0!			#DIV/0!			#DIV/0!			#DIV/0!		#DIV/0!
		#DIV/0!			#DIV/0!			#DIV/0!			#DIV/0!		#DIV/0!

National Health Mission, Assam

17-Fund allocated to Hojai							18-Fund allocated to Jorhat						
2024-25			2025-26				2024-25			2025-26			
Fresh approval			Fresh approval				Fresh approval			Fresh approval			
Mesure of quantity/ Target	Quantity/ Target	Avr. Unit Cost (In lakh)	Fin. Allocation (Rs. in lakh)	Quantity/ Target	Avr. Unit Cost (In lakh)	Fin. Allocation (Rs. in lakh)	Mesure of quantity/ Target	Quantity/ Target	Avr. Unit Cost (In lakh)	Fin. Allocation (Rs. in lakh)	Quantity / Target	Avr. Unit Cost (In lakh)	Fin. Allocation (Rs. in lakh)
	4	0.025	0.100	4	0.025	0.100		4	0.025	0.100	4	0.025	0.100
		#DIV/0!			#DIV/0!			#DIV/0!			#DIV/0!		#DIV/0!
		#DIV/0!			#DIV/0!			#DIV/0!			#DIV/0!		#DIV/0!
	196	0.004	0.784		#DIV/0!			222	0.004	0.888		#DIV/0!	
		#DIV/0!			#DIV/0!			#DIV/0!			#DIV/0!		#DIV/0!
		#DIV/0!			#DIV/0!			#DIV/0!			#DIV/0!		#DIV/0!
	1	0.423	0.4225	1	0.423	0.4225		1	0.423	0.4225	1	0.423	0.4225
	55	0.005	0.275	56	0.005	0.280		78	0.005	0.390	75	0.005	0.375
	2	0.360	0.720	2	0.360	0.720		3	0.360	1.080	3	0.360	1.080
		#DIV/0!			#DIV/0!			#DIV/0!			#DIV/0!		#DIV/0!
		#DIV/0!			#DIV/0!			#DIV/0!			#DIV/0!		#DIV/0!
		#DIV/0!			#DIV/0!			#DIV/0!			#DIV/0!		#DIV/0!
		#DIV/0!			#DIV/0!			#DIV/0!			#DIV/0!		#DIV/0!
		#DIV/0!			#DIV/0!			#DIV/0!			#DIV/0!		#DIV/0!

National Health Mission, Assam

17-Fund allocated to Hojai							18-Fund allocated to Jorhat						
2024-25				2025-26			2024-25				2025-26		
Fresh approval				Fresh approval			Fresh approval				Fresh approval		
Mesure of quantity/ Target	Quantity/ Target	Avr. Unit Cost (In lakh)	Fin. Allocation (Rs. in lakh)	Quantity/ Target	Avr. Unit Cost (In lakh)	Fin. Allocation (Rs. in lakh)	Mesure of quantity/ Target	Quantity/ Target	Avr. Unit Cost (In lakh)	Fin. Allocation (Rs. in lakh)	Quantity / Target	Avr. Unit Cost (In lakh)	Fin. Allocation (Rs. in lakh)
0	0	0	0	0	0	0	0	0	0	0	0	0	0
0	0	0	0	0	0	0	0	0	0	0	0	0	0
0	0	0	0	0	0	0	0	0	0	0	0	0	0
0	0	0	0	0	0	0	0	0	0	0	0	0	0
0	0	0	0	0	0	0	0	0	0	0	0	0	0
0	0	0	0	0	0	0	0	0	0	0	0	0	0
0.00	775.00	200.00	1.55	775.00	200.00	1.55	0.00	967.00	200.00	1.93	967.00	200.00	1.93
No of ASHA	775.000	200	1.55	775	200.000	1.55	No of ASHA	967	200.000	1.93	967.000	200.000	1.93
			0.00			0.00				0.00			0.00

National Health Mission, Assam

17-Fund allocated to Hojai							18-Fund allocated to Jorhat						
2024-25			2025-26				2024-25			2025-26			
Fresh approval			Fresh approval				Fresh approval			Fresh approval			
Mesure of quantity/ Target	Quantity/ Target	Avr. Unit Cost (In lakh)	Fin. Allocation (Rs. in lakh)	Quantity/ Target	Avr. Unit Cost (In lakh)	Fin. Allocation (Rs. in lakh)	Mesure of quantity/ Target	Quantity/ Target	Avr. Unit Cost (In lakh)	Fin. Allocation (Rs. in lakh)	Quantity / Target	Avr. Unit Cost (In lakh)	Fin. Allocation (Rs. in lakh)
0.00	0.00	0.00	0.00	0.00	0.00	0.00	0.00	0.00	0.00	0.00	0.00	0.00	0.00
			0.0000			0.0000				0.0000			0.0000
0.00	775.00	400.00	3.10	775.00	400.00	3.10	0.00	967.00	400.00	3.87	967.00	400.00	3.87
			0.000			0.000				0.000			0.000
NO OF ASHA	775.000	400	3.100	775.000	400.000	3.10	NO OF ASHA	967	400.000	3.868	967.000	400.000	3.87
0.00	109806.00	57001.00	1.67	#####	57001.00	1.67	0.00	#####	65001.00	2.14	#####	65001.00	2.14
no of children	#####	1	1.098	#####	1	1.098	no of children	148860	1.000	1.489	148860	1.000	1.489
			0.000			0.000				0.000			0.000
			0.000			0.000				0.000			0.000

National Health Mission, Assam

17-Fund allocated to Hojai							18-Fund allocated to Jorhat							
2024-25				2025-26			2024-25				2025-26			
Fresh approval				Fresh approval			Fresh approval				Fresh approval			
Mesure of quantity/ Target	Quantity/ Target	Avr. Unit Cost (In lakh)	Fin. Allocation (Rs. in lakh)	Quantity/ Target	Avr. Unit Cost (In lakh)	Fin. Allocation (Rs. in lakh)	Mesure of quantity/ Target	Quantity/ Target	Avr. Unit Cost (In lakh)	Fin. Allocation (Rs. in lakh)	Quantity / Target	Avr. Unit Cost (In lakh)	Fin. Allocation (Rs. in lakh)	
			0.000			0.000				0.000			0.000	
			0.000			0.000				0.000			0.000	
no of district	1.000	57000	0.570	1.000	57000	0.570	no of district	1	#####	0.650	1	65000.000	0.650	
	0	1	32000	0.32	1	32000	0.32	0	1	32000	0.32	1	32000	0.32
no of district	1	32000.000	0.320	1	#####	0.320	no of district	1	#####	0.320	1	32000.000	0.320	
			20.641			20.179				28.457			30.218	
0.000	0.000	0	0.000	0	0.000	0.000	Per month	967	0.003	2.901	967	0.003	2.901	
0.000	0.000	0	0.000	0	0.000	0.000	0.000	0	0.000	0.000	0.000	0.000	0	
0.000	0.000	0	0.000	0	0.000	0.000	0.000	0	0.000	0.000	0.000	0.000	0	
0.000	0.000	0	0.000	0	0.000	0.000	0.000	0	0.000	0.000	0.000	0.000	0	

National Health Mission, Assam

17-Fund allocated to Hojai							18-Fund allocated to Jorhat						
2024-25				2025-26			2024-25				2025-26		
Fresh approval				Fresh approval			Fresh approval				Fresh approval		
Measure of quantity/ Target	Quantity/ Target	Avr. Unit Cost (In lakh)	Fin. Allocation (Rs. in lakh)	Quantity/ Target	Avr. Unit Cost (In lakh)	Fin. Allocation (Rs. in lakh)	Measure of quantity/ Target	Quantity/ Target	Avr. Unit Cost (In lakh)	Fin. Allocation (Rs. in lakh)	Quantity/ Target	Avr. Unit Cost (In lakh)	Fin. Allocation (Rs. in lakh)
0	0	0	0	0	0	0	0	0	0	0	0	0	0
0	0	0	0	0	0	0	0	0	0	0	0	0	0
Per District	2.000	0.030	0.060	2.000	0.030	0.060	Per District	2.000	0.030	0.060	2.000	0.030	0.060
0	0	0	0	0	0	0	0	0	0	0	0	0	0
per block	3	0.36	1.080	3	0.360	1.080	per block	4	0.360	1.44000	4	0.360	1.44000
Per District	1.000	1	0.960	1	0.960	0.960	Per District	2.00	0.78	1.56	2.00	0.78	1.56
0	0	0	0	0	0	0	0	0	0	0	0	0	0
0	12	4.305	5.305	12	4.3475	5.3475	0	17	7.5375	10.99	17	7.58	11.0325

National Health Mission, Assam

17-Fund allocated to Hojai							18-Fund allocated to Jorhat						
2024-25				2025-26			2024-25				2025-26		
Fresh approval				Fresh approval			Fresh approval				Fresh approval		
Measure of quantity/ Target	Quantity/ Target	Avr. Unit Cost (In lakh)	Fin. Allocation (Rs. in lakh)	Quantity/ Target	Avr. Unit Cost (In lakh)	Fin. Allocation (Rs. in lakh)	Measure of quantity/ Target	Quantity/ Target	Avr. Unit Cost (In lakh)	Fin. Allocation (Rs. in lakh)	Quantity/ Target	Avr. Unit Cost (In lakh)	Fin. Allocation (Rs. in lakh)
No. of batches	1	0.495	0.495	1	0.495	0.495	No. of batches	1	0.495	0.495	1	0.495	0.495
District wise	1	0.9	0.90	1	0.9	0.90	District wise	1	1.60	1.60	1	1.60	1.60
Quarter wise	4	0.15	0.60	4	0.15	0.60	Quarter wise	4	0.15	0.60	4	0.15	0.60
District wise	1	2.59	2.59	1	2.72	2.72	District wise	1	3.5	3.50	1	3.68	3.68
							Month wise	12	0.35	4.20	12	0.358	4.296
							Zone wise	1	1.00	1.00	1	1.00	1.00

National Health Mission, Assam

17-Fund allocated to Hojai							18-Fund allocated to Jorhat						
2024-25				2025-26			2024-25				2025-26		
Fresh approval				Fresh approval			Fresh approval				Fresh approval		
Measure of quantity/ Target	Quantity/ Target	Avr. Unit Cost (In lakh)	Fin. Allocation (Rs. in lakh)	Quantity/ Target	Avr. Unit Cost (In lakh)	Fin. Allocation (Rs. in lakh)	Measure of quantity/ Target	Quantity/ Target	Avr. Unit Cost (In lakh)	Fin. Allocation (Rs. in lakh)	Quantity / Target	Avr. Unit Cost (In lakh)	Fin. Allocation (Rs. in lakh)
No. of MTS	1	0.02	0.02	1	0.02	0.02	No. of MTS	2	0.02	0.04	2	0.02	0.04
							No. of Vehicle	2	0.60	1.20	2	0.65	1.30
Month wise	12	0.10	1.20	12	0.10	1.20	Month wise	12	0.10	1.20	12	0.10	1.20
			14.2059			14.412				21.85445			22.301
case wise	7	0.003	0.02	7	0.003	0.02	case wise	45	0.003	0.14	45	0.003	0.14
Operational cost wise	5	0.375	1.875	5	0.375	1.875	Operational cost wise	9	0.375	3.375	9	0.375	3.375
In litres	150	0.0061	0.92	150	0.0061	0.92	In litres	320	0.0061	1.95	320	0.0061	1.95
Batchwise	2	0.35	0.70	2	0.35	0.70	Batchwise	2	0.35	0.70	2	0.35	0.70

National Health Mission, Assam

17-Fund allocated to Hojai							18-Fund allocated to Jorhat						
2024-25			2025-26				2024-25			2025-26			
Fresh approval			Fresh approval				Fresh approval			Fresh approval			
Mesure of quantity/ Target	Quantity/ Target	Avr. Unit Cost (In lakh)	Fin. Allocation (Rs. in lakh)	Quantity/ Target	Avr. Unit Cost (In lakh)	Fin. Allocation (Rs. in lakh)	Mesure of quantity/ Target	Quantity/ Target	Avr. Unit Cost (In lakh)	Fin. Allocation (Rs. in lakh)	Quantity / Target	Avr. Unit Cost (In lakh)	Fin. Allocation (Rs. in lakh)
District wise	1	0.4	0.40	1	0.40	0.40	District wise	1	1.55	1.55	1	1.55	1.55
District wise	1	0.672	0.672	1	0.672	0.672	District wise	1	1.032	1.032	1	1.032	1.032
			4.58			4.58				8.74			8.74
No. of Urban ASHA's	64	0.01	0.640	64	0.01	0.640	No. of Urban ASHA's	55	0.01	0.550	55	0.01	0.550
Districtwise	1	0.60	0.60	1	0.60	0.60	Districtwise	1	1.10	1.10	1	1.10	1.10
Batchwise	2	0.30	0.60	2	0.30	0.60	Batchwise	2	0.30	0.60	2	0.30	0.60
							Per SSH	1	1.00	1.00	1	1.00	1.00

National Health Mission, Assam

17-Fund allocated to Hojai							18-Fund allocated to Jorhat						
2024-25				2025-26			2024-25				2025-26		
Fresh approval				Fresh approval			Fresh approval				Fresh approval		
Measure of quantity/ Target	Quantity/ Target	Avr. Unit Cost (In lakh)	Fin. Allocation (Rs. in lakh)	Quantity/ Target	Avr. Unit Cost (In lakh)	Fin. Allocation (Rs. in lakh)	Measure of quantity/ Target	Quantity/ Target	Avr. Unit Cost (In lakh)	Fin. Allocation (Rs. in lakh)	Quantity/ Target	Avr. Unit Cost (In lakh)	Fin. Allocation (Rs. in lakh)
Districtwise	1	0.40	0.40	1	0.40	0.40	Districtwise	1	1.50	1.50	1	1.50	1.50
Districtwise	1	0.80	0.80	1	0.80	0.80	Districtwise	1	1.10	1.10	1	1.10	1.10
			3.040			3.040				5.850			5.850
							District wise	1	0.045	0.045	1	0.045	0.045
Block wise	3	0.07500	0.225	3	0.07500	0.225	Block wise	6	0.07500	0.450	6	0.07500	0.450
							District wise	1	0.50	0.50	1	0.50	0.50
District wise	1	0.50	0.50	1	0.50	0.50	District wise	1	0.50	0.50	1	0.50	0.50

National Health Mission, Assam

17-Fund allocated to Hojai							18-Fund allocated to Jorhat						
2024-25			2025-26				2024-25				2025-26		
Fresh approval			Fresh approval				Fresh approval				Fresh approval		
Measure of quantity/ Target	Quantity/ Target	Avr. Unit Cost (In lakh)	Fin. Allocation (Rs. in lakh)	Quantity/ Target	Avr. Unit Cost (In lakh)	Fin. Allocation (Rs. in lakh)	Measure of quantity/ Target	Quantity/ Target	Avr. Unit Cost (In lakh)	Fin. Allocation (Rs. in lakh)	Quantity / Target	Avr. Unit Cost (In lakh)	Fin. Allocation (Rs. in lakh)
District	1	0.20	0.20	1	0.20	0.20	District	1	0.20	0.20	1	0.20	0.20
0	674	19.404	19.942	624	19.404	19.892	0	840	22.304	22.983	784	22.244	22.8455
							Round	1	0.580	0.580	1	0.520	0.520
Camp	2	0.200	0.200	2	0.200	0.200	Camp	1	0.100	0.100	1	0.100	0.100
No. of case	10	0.0025	0.025	10	0.0025	0.025	No. of case	18	0.0025	0.045	15	0.0025	0.038

National Health Mission, Assam

17-Fund allocated to Hojai							18-Fund allocated to Jorhat						
2024-25				2025-26			2024-25				2025-26		
Fresh approval				Fresh approval			Fresh approval				Fresh approval		
Measure of quantity/ Target	Quantity/ Target	Avr. Unit Cost (In lakh)	Fin. Allocation (Rs. in lakh)	Quantity/ Target	Avr. Unit Cost (In lakh)	Fin. Allocation (Rs. in lakh)	Measure of quantity/ Target	Quantity/ Target	Avr. Unit Cost (In lakh)	Fin. Allocation (Rs. in lakh)	Quantity/ Target	Avr. Unit Cost (In lakh)	Fin. Allocation (Rs. in lakh)
No. of case	4	0.004	0.016	4	0.004	0.016	No. of case	5	0.004	0.020	6	0.004	0.024
No. of case	6	0.006	0.036	6	0.006	0.036	No. of case	13	0.006	0.078	9	0.006	0.054
No. of case	350	0.0005	0.175	350	0.0005	0.175	No. of case	500	0.0005	0.250	500	0.0005	0.250
No. of ASHA	300	0.001	0.300	250	0.001	0.250	No. of ASHA	300	0.001	0.300	250	0.001	0.250
District	1	0.150	0.150	1	0.150	0.150	District	1	0.200	0.200	1	0.200	0.200
Round	1	19.040	19.040	1	19.040	19.040	Round	1	21.410	21.410	1	21.410	21.410
0	80	0.007	0.26	80	0.007	0.26	0	96	0.007	0.312	96	0.007	0.312
Foot wear	20	0.004	0.080	20	0.004	0.080	Foot wear	24	0.004	0.096	24	0.004	0.096
No. of Kits	60	0.003	0.180	60	0.003	0.180	No. of Kits	72	0.003	0.216	72	0.003	0.216
0.00	7.00	1.69	2.56	7.00	1.69	2.56	0.00	7.00	1.69	2.56	7.00	1.69	2.56
No. of batch	3	0.43	1.300	3	0.43	1.300	No. of batch	3	0.43	1.300	3	0.43	1.300

National Health Mission, Assam

17-Fund allocated to Hojai							18-Fund allocated to Jorhat						
2024-25				2025-26			2024-25				2025-26		
Fresh approval				Fresh approval			Fresh approval				Fresh approval		
Measure of quantity/ Target	Quantity/ Target	Avr. Unit Cost (In lakh)	Fin. Allocation (Rs. in lakh)	Quantity/ Target	Avr. Unit Cost (In lakh)	Fin. Allocation (Rs. in lakh)	Measure of quantity/ Target	Quantity/ Target	Avr. Unit Cost (In lakh)	Fin. Allocation (Rs. in lakh)	Quantity / Target	Avr. Unit Cost (In lakh)	Fin. Allocation (Rs. in lakh)
No. of District	1	0.200	0.200	1	0.200	0.200	No. of District	1	0.200	0.200	1	0.200	0.200
No. of District	1	0.100	0.100	1	0.100	0.100	No. of District	1	0.100	0.100	1	0.100	0.100
District	1	0.600	0.600	1	0.600	0.600	District	1	0.600	0.600	1	0.600	0.600
District	1	0.360	0.360	1	0.360	0.360	District	1	0.360	0.360	1	0.360	0.360
	761		22.762	711		22.712		943		25.855	887		25.718
0	45448	6.51675	24.412	45448	6.51683	24.417	0	107510	6.94175	41.794	107510	6.94183	41.802

National Health Mission, Assam

17-Fund allocated to Hojai							18-Fund allocated to Jorhat						
2024-25				2025-26			2024-25				2025-26		
Fresh approval				Fresh approval			Fresh approval				Fresh approval		
Measure of quantity/ Target	Quantity/ Target	Avr. Unit Cost (In lakh)	Fin. Allocation (Rs. in lakh)	Quantity/ Target	Avr. Unit Cost (In lakh)	Fin. Allocation (Rs. in lakh)	Measure of quantity/ Target	Quantity/ Target	Avr. Unit Cost (In lakh)	Fin. Allocation (Rs. in lakh)	Quantity / Target	Avr. Unit Cost (In lakh)	Fin. Allocation (Rs. in lakh)
No. of Patient	350	0.01	3.500	350	0.01	3.500	No. of Patient	600	0.01	6.000	600	0.01	6.000
	2000	0.00025	0.500	2000	0.00025	0.500		4500	0.00025	1.125	4500	0.00025	1.125
	41200	0.00010	4.120	41200	0.00010	4.120		98600	0.00010	9.860	98600	0.00010	9.860
			0.000			0.000				0.000			0.000
			0.000			0.000				0.000			0.000
			0.000			0.000				0.000			0.000
No. of DTC	1	0.500	0.500	1	0.500	0.500	No. of DTC	1	0.500	0.500	1	0.500	0.500
No. of DDS	1	0.200	0.200	1	0.200	0.200	No. of DDS	1	0.200	0.200	1	0.200	0.200
No of TU	3	0.200	0.600	3	0.200	0.600	No of TU	6	0.200	1.200	6	0.200	1.200
No. of DMC	10	0.05	0.500	10	0.05	0.500	No. of DMC	14	0.05	0.700	14	0.05	0.700
			0.000			0.000				0.000			0.000
			0.000			0.000				0.000			0.000
			0.000			0.000				0.000			0.000
No.of Machine	10	0.04	0.400	10	0.04	0.400	No.of Machine	18	0.04	0.720	18	0.04	0.720
			0.000			0.000				0.000			0.000
No. of Str	1	0.515	0.515	1	0.515	0.515	No. of Str	1	0.515	0.515	1	0.515	0.515

National Health Mission, Assam

17-Fund allocated to Hojai							18-Fund allocated to Jorhat						
2024-25			2025-26				2024-25				2025-26		
Fresh approval			Fresh approval				Fresh approval				Fresh approval		
Mesure of quantity/ Target	Quantity/ Target	Avr. Unit Cost (In lakh)	Fin. Allocation (Rs. in lakh)	Quantity/ Target	Avr. Unit Cost (In lakh)	Fin. Allocation (Rs. in lakh)	Mesure of quantity/ Target	Quantity/ Target	Avr. Unit Cost (In lakh)	Fin. Allocation (Rs. in lakh)	Quantity / Target	Avr. Unit Cost (In lakh)	Fin. Allocation (Rs. in lakh)
			0.000			0.000				0.000			0.000
No. of items	1775	0.00238	4.225	1775	0.00238	4.225	No. of items	3600	0.00238	8.568	3600	0.00238	8.568
			0.000			0.000				0.000			0.000
			0.000			0.000				0.000			0.000
No. of Batches	1	2.36	2.360	1	2.36	2.360	No. of Batches	1	2.36	2.360	1	2.36	2.360
No of Participants	21	0.0055	0.116	21	0.006	0.116	No of Participants	35	0.0055	0.193	35	0.006	0.193
No ofCHOs	56	0.01352	0.7571	56	0.0136	0.762	No ofCHOs	106	0.01352	1.4331	106	0.0136	1.442
			0.000			0.000				0.000			0.000
			0.000			0.000				0.000			0.000
			0.000			0.000	No. of Meeting	1	0.400	0.400	1	0.400	0.400
No. of workshop	1	0.520	0.520	1	0.520	0.520	No. of workshop	1	0.520	0.520	1	0.520	0.520
			0.000			0.000				0.000			0.000
			0.000			0.000				0.000			0.000
			0.000			0.000	No. of Meeting	4	0.025	0.100	4	0.025	0.100

National Health Mission, Assam

17-Fund allocated to Hojai							18-Fund allocated to Jorhat						
2024-25				2025-26			2024-25				2025-26		
Fresh approval				Fresh approval			Fresh approval				Fresh approval		
Mesure of quantity/ Target	Quantity/ Target	Avr. Unit Cost (In lakh)	Fin. Allocation (Rs. in lakh)	Quantity/ Target	Avr. Unit Cost (In lakh)	Fin. Allocation (Rs. in lakh)	Mesure of quantity/ Target	Quantity/ Target	Avr. Unit Cost (In lakh)	Fin. Allocation (Rs. in lakh)	Quantity / Target	Avr. Unit Cost (In lakh)	Fin. Allocation (Rs. in lakh)
No. of Items	1	1.400	1.400	1	1.400	1.400	No. of Items	1	1.400	1.400	1	1.400	1.400
			0.000			0.000				0.000			0.000
			0.000			0.000				0.000			0.000
			0.000			0.000				0.000			0.000
No of Visit			0.000			0.000	No of Visit			0.000			0.000
No of Visit	5	0.6	3.000	5	0.600	3.000	No of Visit	8	0.6	4.800	8	0.600	4.800
Lumpsum	12	0.100	1.2000	12	0.100	1.200	Lumpsum	12	0.100	1.2000	12	0.100	1.200
0	536	0.0805	9.910	536	0.0805	9.910	0	2210	0.0805	54.305	2210	0.0805	54.305
No of Patient	300	0.03	9.0000	300	0.03	9.000	No of Patient	1696	0.03	50.8800	1696	0.03	50.880
No of Patient	16	0.05	0.8000	16	0.05	0.800	No of Patient	64	0.05	3.2000	64	0.05	3.200

National Health Mission, Assam

17-Fund allocated to Hojai							18-Fund allocated to Jorhat						
2024-25				2025-26			2024-25				2025-26		
Fresh approval				Fresh approval			Fresh approval				Fresh approval		
Mesure of quantity/ Target	Quantity/ Target	Avr. Unit Cost (In lakh)	Fin. Allocation (Rs. in lakh)	Quantity/ Target	Avr. Unit Cost (In lakh)	Fin. Allocation (Rs. in lakh)	Mesure of quantity/ Target	Quantity/ Target	Avr. Unit Cost (In lakh)	Fin. Allocation (Rs. in lakh)	Quantity / Target	Avr. Unit Cost (In lakh)	Fin. Allocation (Rs. in lakh)
No of Patient	220	0.0005	0.1100	220	0.0005	0.110	No of Patient	450	0.0005	0.2250	450	0.0005	0.225
0	248	0.015	1.240	248	0.015	1.240	0	650	2.465	5.690	650	2.465	5.690
No of Patient	170	0.005	0.8500	170	0.005	0.850	No of Patient	350	0.005	1.7500	350	0.005	1.750
No of Patient	60	0.005	0.3000	60	0.005	0.300	No of Patient	120	0.005	0.6000	120	0.005	0.600
							No. of Scheme	1	2	2.0000	1	2	2.000
							No of Activity	1	0.45	0.4500	1	0.45	0.450
No of Patient	18	0.005	0.0900	18	0.005	0.090	No of Patient	178	0.005	0.8900	178	0.005	0.890

National Health Mission, Assam

17-Fund allocated to Hojai							18-Fund allocated to Jorhat						
2024-25				2025-26			2024-25				2025-26		
Fresh approval				Fresh approval			Fresh approval				Fresh approval		
Measure of quantity/ Target	Quantity/ Target	Avr. Unit Cost (In lakh)	Fin. Allocation (Rs. in lakh)	Quantity/ Target	Avr. Unit Cost (In lakh)	Fin. Allocation (Rs. in lakh)	Measure of quantity/ Target	Quantity/ Target	Avr. Unit Cost (In lakh)	Fin. Allocation (Rs. in lakh)	Quantity/ Target	Avr. Unit Cost (In lakh)	Fin. Allocation (Rs. in lakh)
0	736	0.0551	14.473	736	0.0551	14.473	0	1051	0.0551	17.996	1051	0.0551	17.996
No of Patient	557	0.025	13.9200	557	0.025	13.920	No of Patient	674	0.025	16.8500	674	0.025	16.850
No of Participants	3	0.0176	0.0528	3	0.0176	0.053	No of Participants	6	0.0176	0.1056	6	0.0176	0.106
No of Participants	8	0.01	0.0800	8	0.01	0.080	No of Participants	15	0.01	0.1500	15	0.01	0.150
No of Patients	168	0.0025	0.4200	168	0.0025	0.420	No of Patients	356	0.0025	0.8900	356	0.0025	0.890

National Health Mission, Assam

17-Fund allocated to Hojai							18-Fund allocated to Jorhat						
2024-25				2025-26			2024-25				2025-26		
Fresh approval				Fresh approval			Fresh approval				Fresh approval		
Mesure of quantity/ Target	Quantity/ Target	Avr. Unit Cost (In lakh)	Fin. Allocation (Rs. in lakh)	Quantity/ Target	Avr. Unit Cost (In lakh)	Fin. Allocation (Rs. in lakh)	Mesure of quantity/ Target	Quantity/ Target	Avr. Unit Cost (In lakh)	Fin. Allocation (Rs. in lakh)	Quantity / Target	Avr. Unit Cost (In lakh)	Fin. Allocation (Rs. in lakh)
	875		2.400	875		2.400		1309		3.500	1309		3.500
No of activity	75	0.030	2.240	75	0.030	2.240	No of activity	109	0.030	3.260	109	0.030	3.260
No. of poster	800	0.0002	0.160	800	0.0002	0.160	No. of poster	1200	0.0002	0.240	1200	0.0002	0.240
#VALUE!	3	3.312	3.812	3	3.312	3.812	#VALUE!	3	3.312	3.812	3	3.312	3.812
No of activity	2	0.5	1.000	2	0.5	1.000	No of activity	2	0.5	1.000	2	0.5	1.000
No of Batches	1	2.812	2.812	1	2.812	2.812	No of Batches	1	2.812	2.812	1	2.812	2.812

National Health Mission, Assam

17-Fund allocated to Hojai							18-Fund allocated to Jorhat						
2024-25			2025-26				2024-25			2025-26			
Fresh approval			Fresh approval				Fresh approval			Fresh approval			
Mesure of quantity/ Target	Quantity/ Target	Avr. Unit Cost (In lakh)	Fin. Allocation (Rs. in lakh)	Quantity/ Target	Avr. Unit Cost (In lakh)	Fin. Allocation (Rs. in lakh)	Mesure of quantity/ Target	Quantity/ Target	Avr. Unit Cost (In lakh)	Fin. Allocation (Rs. in lakh)	Quantity / Target	Avr. Unit Cost (In lakh)	Fin. Allocation (Rs. in lakh)
#VALUE!	48012	11.042	58.172	48012	11.042	58.176	#VALUE!	113166	12.917	129.426	113166	12.917	129.435
0	0	0	0	0	0	0	0	0	0	0	0	0	0
0	1	0.15	0.15	1	0.15	0.15	0	1	0.15	0.15	1	0.15	0.15

National Health Mission, Assam

17-Fund allocated to Hojai							18-Fund allocated to Jorhat						
2024-25			2025-26				2024-25				2025-26		
Fresh approval			Fresh approval				Fresh approval				Fresh approval		
Mesure of quantity/ Target	Quantity/ Target	Avr. Unit Cost (In lakh)	Fin. Allocation (Rs. in lakh)	Quantity/ Target	Avr. Unit Cost (In lakh)	Fin. Allocation (Rs. in lakh)	Mesure of quantity/ Target	Quantity/ Target	Avr. Unit Cost (In lakh)	Fin. Allocation (Rs. in lakh)	Quantity / Target	Avr. Unit Cost (In lakh)	Fin. Allocation (Rs. in lakh)
			0.00			0.00				0.00			0.00
			0.00			0.00				0.00			0.00
			110.36			109.56				206.90			205.26
0	0	0	0	0	0	0	In nos.	700	0.01	3.50	700	0.01	3.50
In nos.	500	0.02	7.50	500	0.02	7.50	In nos.	1500	0.02	22.50	1500	0.02	22.50
0.000	0	0	0	0	0	0	0.000	0	0	0	0	0	0
0.000	0.000	0	0.000	0	0.00	0.00	In nos.	15	0.002	0.30	15	0.002	0.30
0	0	0.00	0.00	0	0.000	0.000	In nos.	10	7.50	0.75	10	7.50	0.75
0	0	0.00	0.00	0	0.000	0.000	0	0	0.00	0.00	0	0.00	0.00
0	0	0.00	0.00	0	0.000	0.000	In nos.	50	0.01	0.50	50	0.01	0.50

National Health Mission, Assam

17-Fund allocated to Hojai							18-Fund allocated to Jorhat						
2024-25				2025-26			2024-25				2025-26		
Fresh approval				Fresh approval			Fresh approval				Fresh approval		
Mesure of quantity/ Target	Quantity/ Target	Avr. Unit Cost (In lakh)	Fin. Allocation (Rs. in lakh)	Quantity/ Target	Avr. Unit Cost (In lakh)	Fin. Allocation (Rs. in lakh)	Mesure of quantity/ Target	Quantity/ Target	Avr. Unit Cost (In lakh)	Fin. Allocation (Rs. in lakh)	Quantity / Target	Avr. Unit Cost (In lakh)	Fin. Allocation (Rs. in lakh)
In nos.	100	0.00	0.00	100	0.000	0.000	In nos.	500	0.00	0.00	500	0.00	0.00
In nos.	200	0.00	0.00	200	0.000	0.000	In nos.	700	0.00	0.00	700	0.00	0.00
0	0	0.00	0.00	0	0.000	0.000	0	0	0.00	0.00	0	0.00	0.00
0	0	0.00	0.00	0	0.000	0.000	0	0	0.00	0.00	0	0.00	0.00
0	1	0.20	0.20	1	0.200	0.200	0	1	0.50	0.50	1	0.50	0.50
	801		7.70	801		7.70		3476		28.05	3476		28.05
per district	1	3.00	3.00	1	3.00	3.00	per district	1	5.22	5.22	1	5.22	5.22
per district				1	1.25	1.25	per district	1	1.25	1.25			
per district	1	1.00	1.00	1	1.00	1.00	per district	1	1.00	1.00	1	1.00	1.00
per district	1	0.10	0.10	1	0.10	0.10	per district	1	0.10	0.10	1	0.10	0.10
per district	3.000	0.2655	0.797	4	0.2655	1.062	per district	3	0.2655	0.797	3.000	0.2655	0.797

National Health Mission, Assam

17-Fund allocated to Hojai							18-Fund allocated to Jorhat						
2024-25				2025-26			2024-25				2025-26		
Fresh approval				Fresh approval			Fresh approval				Fresh approval		
Mesure of quantity/ Target	Quantity/ Target	Avr. Unit Cost (In lakh)	Fin. Allocation (Rs. in lakh)	Quantity/ Target	Avr. Unit Cost (In lakh)	Fin. Allocation (Rs. in lakh)	Mesure of quantity/ Target	Quantity/ Target	Avr. Unit Cost (In lakh)	Fin. Allocation (Rs. in lakh)	Quantity / Target	Avr. Unit Cost (In lakh)	Fin. Allocation (Rs. in lakh)
per district	1	0.12	0.12	1	0.12	0.12	per district	1	0.12	0.12	1	0.12	0.12
per district	1	0.6424	0.64	1	0.69	0.69	per district	1	1.2672	1.27	1	1.32	1.32
per district	1	0.25	0.25	1	0.25	0.25	per district	1	0.25	0.25	1	0.25	0.25
	9		5.91	11		7.4738		10		10.00	9		8.8019
0	1.00	0.75	0.75	1	0.75	0.75	0	1.00	0.75	0.75	1	0.75	0.75
Per District	1	0.75	0.75	1	0.75	0.75	Per District	1	0.75	0.75	1	0.75	0.75

National Health Mission, Assam

17-Fund allocated to Hojai							18-Fund allocated to Jorhat						
2024-25				2025-26			2024-25				2025-26		
Fresh approval				Fresh approval			Fresh approval				Fresh approval		
Measure of quantity/ Target	Quantity/ Target	Avr. Unit Cost (In lakh)	Fin. Allocation (Rs. in lakh)	Quantity/ Target	Avr. Unit Cost (In lakh)	Fin. Allocation (Rs. in lakh)	Measure of quantity/ Target	Quantity/ Target	Avr. Unit Cost (In lakh)	Fin. Allocation (Rs. in lakh)	Quantity/ Target	Avr. Unit Cost (In lakh)	Fin. Allocation (Rs. in lakh)
0	2.00	-	-	2	-	-	0	2.00	-	-	2	-	-
Per District	1	-	-	1	-	-	Per District	1	-	-	1	-	-
Per District	1	-	-	1	-	-	Per District	1	-	-	1	-	-
	3		0.75	3		0.75		3		0.75	3		0.75
Month wise	12	0.03	0.36	12	0.03	0.36	Month wise	12	0.045	0.54	12	0.045	0.54
Batchwise	1	0.25	0.25	1	0.25	0.25	Batchwise	1	0.25	0.25	1	0.25	0.25
Districtwise	1	0.75	0.75	1	0.75	0.75	Districtwise	1	1.00	1.00	1	1.00	1.00

National Health Mission, Assam

17-Fund allocated to Hojai							18-Fund allocated to Jorhat						
2024-25			2025-26				2024-25				2025-26		
Fresh approval			Fresh approval				Fresh approval				Fresh approval		
Mesure of quantity/ Target	Quantity/ Target	Avr. Unit Cost (In lakh)	Fin. Allocation (Rs. in lakh)	Quantity/ Target	Avr. Unit Cost (In lakh)	Fin. Allocation (Rs. in lakh)	Mesure of quantity/ Target	Quantity/ Target	Avr. Unit Cost (In lakh)	Fin. Allocation (Rs. in lakh)	Quantity / Target	Avr. Unit Cost (In lakh)	Fin. Allocation (Rs. in lakh)
College wise	2	0.05	0.10	2	0.05	0.10	College wise	3	0.05	0.15	3	0.05	0.15
Batchwise	1	0.25	0.25	1	0.25	0.25	Batchwise	1	0.25	0.25	1	0.25	0.25
District wise	0	0.25	0.00	0	0.25	0.00	District wise	0	0.25	0.00	0	0.25	0.00

National Health Mission, Assam

17-Fund allocated to Hojai							18-Fund allocated to Jorhat						
2024-25				2025-26			2024-25				2025-26		
Fresh approval				Fresh approval			Fresh approval				Fresh approval		
Measure of quantity/ Target	Quantity/ Target	Avr. Unit Cost (In lakh)	Fin. Allocation (Rs. in lakh)	Quantity/ Target	Avr. Unit Cost (In lakh)	Fin. Allocation (Rs. in lakh)	Measure of quantity/ Target	Quantity/ Target	Avr. Unit Cost (In lakh)	Fin. Allocation (Rs. in lakh)	Quantity/ Target	Avr. Unit Cost (In lakh)	Fin. Allocation (Rs. in lakh)
Batchwise	1	0.25	0.25	1	0.25	0.25	Batchwise	1	0.25	0.25	1	0.25	0.25
No. of survey	0	0.20	0.00	0	0.20	0.00	No. of survey	0	0.20	0.00	0	0.20	0.00
	18		1.96	18		1.96		19		2.44	19		2.44
-	-	-	-	-	-	-	-	-	-	-	-	-	-
Per Unit	0	-	-	0	-	-	Per Unit	0	-	-	0	-	-
Per Unit	0	-	-	0	-	-	Per Unit	0	-	-	0	-	-
Per Unit	0	-	-	0	-	-	Per Unit	0	-	-	0	-	-
-	-	-	-	-	-	-	-	-	-	-	-	-	-
Per Unit	0	-	-	0	-	-	Per Unit	0	-	-	0	-	-
Per Unit	0	-	-	0	-	-	Per Unit	0	-	-	0	-	-
Per Unit	0	-	-	0	-	-	Per Unit	0	-	-	0	-	-

National Health Mission, Assam

17-Fund allocated to Hojai							18-Fund allocated to Jorhat						
2024-25				2025-26			2024-25				2025-26		
Fresh approval				Fresh approval			Fresh approval				Fresh approval		
Measure of quantity/ Target	Quantity/ Target	Avr. Unit Cost (In lakh)	Fin. Allocation (Rs. in lakh)	Quantity/ Target	Avr. Unit Cost (In lakh)	Fin. Allocation (Rs. in lakh)	Measure of quantity/ Target	Quantity/ Target	Avr. Unit Cost (In lakh)	Fin. Allocation (Rs. in lakh)	Quantity/ Target	Avr. Unit Cost (In lakh)	Fin. Allocation (Rs. in lakh)
Per Unit	0	-	-	0	-	-	Per Unit	0	-	-	0	-	-
Per Unit	0	-	-	0	-	-	Per Unit	0	-	-	0	-	-
Per Unit	0	-	-	0	-	-	Per Unit	0	-	-	0	-	-
Per Unit	1	1.24	1.24	1	1.24	1.24	Per Unit	1	1.24	1.24	1	1.24	1.24
Per Unit	1	1.36	1.36	1	1.36	1.36	Per Unit	1	1.36	1.36	1	1.36	1.36
Per Unit	0	-	-	0	-	-	Per Unit	0	-	-	0	-	-
Per Unit	0	-	-	0	-	-	Per Unit	0	-	-	0	-	-
Per Unit	0	-	-	0	-	-	Per Unit	0	-	-	0	-	-
Per Unit	0	-	-	0	-	-	Per Unit	0	-	-	0	-	-
Per Unit	-	-	-	-	-	-	Per Unit	-	-	-	-	-	-
Per Unit	0	-	-	0	-	-	Per Unit	0	-	-	0	-	-

National Health Mission, Assam

17-Fund allocated to Hojai							18-Fund allocated to Jorhat						
2024-25				2025-26			2024-25				2025-26		
Fresh approval				Fresh approval			Fresh approval				Fresh approval		
Measure of quantity/ Target	Quantity/ Target	Avr. Unit Cost (In lakh)	Fin. Allocation (Rs. in lakh)	Quantity/ Target	Avr. Unit Cost (In lakh)	Fin. Allocation (Rs. in lakh)	Measure of quantity/ Target	Quantity/ Target	Avr. Unit Cost (In lakh)	Fin. Allocation (Rs. in lakh)	Quantity/ Target	Avr. Unit Cost (In lakh)	Fin. Allocation (Rs. in lakh)
No of IEC materials	0	0.008	0.000	0	0.008	0.000	No of IEC materials	0	0.008	0.000	0	0.008	0.000
per District/State	0	0.344	0.000	0	0.344	0.000	per District/State	0	0.344	0.000	0	0.344	0.000
No of VHNSC	0	0.000	0.000	0	0.000	0.000	No of VHNSC	0	0.000	0.000	0	0.000	0.000
No. Of Batch	1	0.250	0.250	1	0.250	0.250	No. Of Batch	2	0.250	0.500	2	0.250	0.500

National Health Mission, Assam

17-Fund allocated to Hojai							18-Fund allocated to Jorhat						
2024-25				2025-26			2024-25				2025-26		
Fresh approval				Fresh approval			Fresh approval				Fresh approval		
Measure of quantity/ Target	Quantity/ Target	Avr. Unit Cost (In lakh)	Fin. Allocation (Rs. in lakh)	Quantity/ Target	Avr. Unit Cost (In lakh)	Fin. Allocation (Rs. in lakh)	Measure of quantity/ Target	Quantity/ Target	Avr. Unit Cost (In lakh)	Fin. Allocation (Rs. in lakh)	Quantity/ Target	Avr. Unit Cost (In lakh)	Fin. Allocation (Rs. in lakh)
Per HI	0	0.000	0.000	0	0.000	0.000	Per HI	0	0.000	0.000	0	0.000	0.000
Per HI	0	0.000	0.000	0	0.000	0.000	Per HI	0	0.000	0.000	0	0.000	0.000
Per HI	0	0.000	0.000	0	0.000	0.000	Per HI	0	0.000	0.000	0	0.000	0.000
Per HI	0	0.000	0.000	0	0.000	0.000	Per HI	0	0.000	0.000	0	0.000	0.000
Per HI	0	0.000	0.000	0	0.000	0.000	Per HI	0	0.000	0.000	0	0.000	0.000

National Health Mission, Assam

17-Fund allocated to Hojai							18-Fund allocated to Jorhat						
2024-25				2025-26			2024-25				2025-26		
Fresh approval				Fresh approval			Fresh approval				Fresh approval		
Measure of quantity/ Target	Quantity/ Target	Avr. Unit Cost (In lakh)	Fin. Allocation (Rs. in lakh)	Quantity/ Target	Avr. Unit Cost (In lakh)	Fin. Allocation (Rs. in lakh)	Measure of quantity/ Target	Quantity/ Target	Avr. Unit Cost (In lakh)	Fin. Allocation (Rs. in lakh)	Quantity/ Target	Avr. Unit Cost (In lakh)	Fin. Allocation (Rs. in lakh)
Pert Facility	0	0.000	0.000	0	0.000	0.000	Pert Facility	0	0.000	0.000	0	0.000	0.000
Pert Facility	0	0.000	0.000	0	0.000	0.000	Pert Facility	0	0.000	0.000	0	0.000	0.000
No of HF	0	0.100	0.000	0	0.100	0.000	No of HF	0	0.100	0.000	0	0.100	0.000
per equipment	0	2.500	0.000	0	2.500	0.000	per equipment	0	2.500	0.000	0	2.500	0.000
Per state & district	1	0.080	0.080	1	0.080	0.080	Per state & district	1	0.080	0.080	1	0.080	0.080
per workshop	0	0.000	0.000	0	0.000	0.000	per workshop	0	0.000	0.000	0	0.000	0.000

National Health Mission, Assam

17-Fund allocated to Hojai							18-Fund allocated to Jorhat						
2024-25				2025-26			2024-25				2025-26		
Fresh approval				Fresh approval			Fresh approval				Fresh approval		
Measure of quantity/ Target	Quantity/ Target	Avr. Unit Cost (In lakh)	Fin. Allocation (Rs. in lakh)	Quantity/ Target	Avr. Unit Cost (In lakh)	Fin. Allocation (Rs. in lakh)	Measure of quantity/ Target	Quantity/ Target	Avr. Unit Cost (In lakh)	Fin. Allocation (Rs. in lakh)	Quantity / Target	Avr. Unit Cost (In lakh)	Fin. Allocation (Rs. in lakh)
								10	0.060	0.600	10	0.060	0.600
								2	0.080	0.160	2	0.080	0.160
								164	0.0025	0.410	164	0.0025	0.410

National Health Mission, Assam

17-Fund allocated to Hojai							18-Fund allocated to Jorhat						
2024-25				2025-26			2024-25				2025-26		
Fresh approval				Fresh approval			Fresh approval				Fresh approval		
Measure of quantity/ Target	Quantity/ Target	Avr. Unit Cost (In lakh)	Fin. Allocation (Rs. in lakh)	Quantity/ Target	Avr. Unit Cost (In lakh)	Fin. Allocation (Rs. in lakh)	Measure of quantity/ Target	Quantity/ Target	Avr. Unit Cost (In lakh)	Fin. Allocation (Rs. in lakh)	Quantity / Target	Avr. Unit Cost (In lakh)	Fin. Allocation (Rs. in lakh)
								1	1.750	1.750	1	1.750	1.750
								1	1.000	1.000	1	1.000	1.000
								35	0.050	1.750	35	0.050	1.750
	31		4.86	31		4.86		26304		27.77	26824		27.88

National Health Mission, Assam

19-Fund allocated to Kamrup (Metro)							20-Fund allocated to Kamrup						
2024-25				2025-26			2024-25				2025-26		
Fresh approval				Fresh approval			Fresh approval				Fresh approval		
Mesure of quantity/ Target	Quantity/ Target	Avr. Unit Cost (In lakh)	Fin. Allocation (Rs. in lakh)	Quantity/ Target	Avr. Unit Cost (In lakh)	Fin. Allocation (Rs. in lakh)	Mesure of quantity/ Target	Quantity/ Target	Avr. Unit Cost (In lakh)	Fin. Allocation (Rs. in lakh)	Quantity / Target	Avr. Unit Cost (In lakh)	Fin. Allocation (Rs. in lakh)
0	1440	0	0.72	1679	0	0.84	0	8150	0	4.08	9508	0	4.75
No. of VHSND session	1440	0.0005	0.72	1679	0.0005	0.84	No. of VHSND session	8150	0.0005	4.08	9508	0.0005	4.75
			0.00			0.00				0.00			0.00
	0		0.00	0	0	0.00		0		0.00	0	0	0.00
	0	0.000	0.00	0	0.00	0.00		0	0.000	0.00	0	0.00	0.00
	0	0.000	0.00	0	0.00	0.00		0	0.000	0.00	0	0.00	0.00
	0	0.000	0.00	0	0.00	0.00		0	0.000	0.00	0	0.00	0.00
	15143	120.52	330.28	15143	112.13	321.89		12997	108.33	290.18	12997	97.45	279.30
No of Home Deliveries	11	0.005	0.06	11	0.005	0.06	No of Home Deliveries	4	0.005	0.02	4	0.005	0.02
No of Istitutional Deliveires (Rural)	14610	0.014	204.54	14610	0.014	204.54	No of Istitutional Deliveires (Rural)	12990	0.014	181.86	12990	0.014	181.86

National Health Mission, Assam

19-Fund allocated to Kamrup (Metro)							20-Fund allocated to Kamrup						
2024-25				2025-26			2024-25				2025-26		
Fresh approval				Fresh approval			Fresh approval				Fresh approval		
Measure of quantity/ Target	Quantity/ Target	Avr. Unit Cost (In lakh)	Fin. Allocation (Rs. in lakh)	Quantity/ Target	Avr. Unit Cost (In lakh)	Fin. Allocation (Rs. in lakh)	Measure of quantity/ Target	Quantity/ Target	Avr. Unit Cost (In lakh)	Fin. Allocation (Rs. in lakh)	Quantity / Target	Avr. Unit Cost (In lakh)	Fin. Allocation (Rs. in lakh)
No of Istitutional Deliveires (Urban)	519	0.01	5.19	519	0.01	5.19	No of Istitutional Deliveires (Urban)	0	0.01	0.00	0	0.01	0.00
No of districts	1	0	0.00	1	0	0.00	No of districts	1	4	3.60	1	0	0.00
No of districts	1	112.10	112.10	1	112.10	112.10	No of districts	1	97.420	97.42	1	97.420	97.42
No of districts	1	8.39	8.39	1	0	0.00	No of districts	1	7.28	7.28	1	0	0.00
	826	266.72	272.07	865	152.20	157.79		437	211.70	214.52	457	132.31	135.25
No of districts	1	116.80	116.80	1	0	0.00	No of districts	1	80.25	80.25	1	0	0.00
No of complicat ed pregnanci es	823	0.0065	5.35	862	0.0065	5.60	No of complicat ed pregnanci es	434	0.0065	2.82	454	0.0065	2.95
No of districts	1	89.537	89.537	1	91.809	91.809	No of districts	1	49.086	49.086	1	49.942	49.942
No of districts	1	60.38	60.38	1	60.38	60.38	No of districts	1	82.36	82.36	1	82.36	82.36

National Health Mission, Assam

19-Fund allocated to Kamrup (Metro)							20-Fund allocated to Kamrup						
2024-25			2025-26				2024-25			2025-26			
Fresh approval			Fresh approval				Fresh approval			Fresh approval			
Measure of quantity/ Target	Quantity/ Target	Avr. Unit Cost (In lakh)	Fin. Allocation (Rs. in lakh)	Quantity/ Target	Avr. Unit Cost (In lakh)	Fin. Allocation (Rs. in lakh)	Measure of quantity/ Target	Quantity/ Target	Avr. Unit Cost (In lakh)	Fin. Allocation (Rs. in lakh)	Quantity / Target	Avr. Unit Cost (In lakh)	Fin. Allocation (Rs. in lakh)
	18912	0.01	132.38	18912	0.01	132.384		16237	0.01	113.66	16237	0.01	113.659
No of Institutional Deliveries	18912	0.007	132.38	18912	0.007	132.38	No of Institutional Deliveries	16237	0.007	113.66	16237	0.007	113.66
	1	6.69	6.69	1	6.93	6.93		1	2.77	2.77	1	2.86	2.86
No of districts	1	6.69	6.69	1	6.93	6.93	No of districts	1	2.77	2.77	1	2.86	2.86
	12		0.27	12		0.27		26		0.41	26		0.41
			0.00			0.00				0.00			0.00
No of districts	1	0.12	0.12	1	0.12	0.12	No of districts	1	0.12	0.12	1	0.12	0.12
No of blocks	5	0.02	0.10	5	0.02	0.10	No of blocks	12	0.02	0.24	12	0.02	0.24
No of districts	1	0.05	0.05	1	0.05	0.05	No of districts	1	0.05	0.05	1	0.05	0.05
No of blocks	5	0	0.00	5	0	0.00	No of blocks	12	0	0.00	12	0	0.00
	0	0	0.00	0	0.00	0.00		0	0	0.00	0	0.00	0.00
No of regional institute	0	0	0.00	0	0	0.00	No of regional institute	0	0	0.00	0	0	0.00

National Health Mission, Assam

19-Fund allocated to Kamrup (Metro)							20-Fund allocated to Kamrup						
2024-25				2025-26			2024-25				2025-26		
Fresh approval				Fresh approval			Fresh approval				Fresh approval		
Measure of quantity/ Target	Quantity/ Target	Avr. Unit Cost (In lakh)	Fin. Allocation (Rs. in lakh)	Quantity/ Target	Avr. Unit Cost (In lakh)	Fin. Allocation (Rs. in lakh)	Measure of quantity/ Target	Quantity/ Target	Avr. Unit Cost (In lakh)	Fin. Allocation (Rs. in lakh)	Quantity / Target	Avr. Unit Cost (In lakh)	Fin. Allocation (Rs. in lakh)
No of ME	0	0	0.00	0	0	0.00	No of ME	0	0	0.00	0	0	0.00
No of NPM	0	0	0.00	0	0	0.00	No of NPM	0	0	0.00	0	0	0.00
	12		0.50	12		0.50		15		0.29	15		0.29
no of activities	1	0.476	0.48	1	0	0.48	no of activities	1	0	0.26	1	0.259	0.26
no of claims	11	0.002	0.02	11	0.002	0.02	no of claims	14	0	0.03	14	0	0.03
			0.00			0.00				0.00			0.00
			0.00			0.00				0.00			0.00
	1784		10.21	1858		4.82		2192		6.72	2283		6.85
No of cases	1779	0.0015	2.67	1853	0.0015	2.78	No of cases	2186	0.0015	3.28	2277	0.0015	3.42
	0	0	0.00	0	0	0.00		0	0	0.00	0	0	0.00
	0	0	0.00	0	0	0.00		0	0	0.00	0	0	0.00
	0	0	0.00	0	0	0.00		0	0	0.00	0	0	0.00
	0	0	0.00	0	0	0.00		0	0	0.00	0	0	0.00
No of batch	1	1.396	1.40	1	1.396	1.40	No of batch	2	1.396	2.79	2	1.396	2.79
No of batch	0	0.000	0.00	1	0.502	0.50	No of batch	1	0.502	0.50	1	0.502	0.50

National Health Mission, Assam

19-Fund allocated to Kamrup (Metro)							20-Fund allocated to Kamrup						
2024-25				2025-26			2024-25				2025-26		
Fresh approval				Fresh approval			Fresh approval				Fresh approval		
Mesure of quantity/ Target	Quantity/ Target	Avr. Unit Cost (In lakh)	Fin. Allocation (Rs. in lakh)	Quantity/ Target	Avr. Unit Cost (In lakh)	Fin. Allocation (Rs. in lakh)	Mesure of quantity/ Target	Quantity/ Target	Avr. Unit Cost (In lakh)	Fin. Allocation (Rs. in lakh)	Quantity / Target	Avr. Unit Cost (In lakh)	Fin. Allocation (Rs. in lakh)
0	0	0	0.00	0	0	0.00	0	0	0	0.00	0	0	0.00
No of meeting	1	0.072	0.07	1	0	0.07	No of meeting	1	0.072	0.07	1	0.072	0.07
No of meeting	2	0.036	0.07	2	0	0.07	No of meeting	2	0	0.07	2	0.036	0.07
			0.00			0.00				0.00			0.00
0	0	0	0.00	0	0	0.00	0	0	0	0.00	0	0	0.00
0	0	0	0.00	0	0	0.00	0	0	0	0.00	0	0	0.00
0	0	0	0.00	0	0	0.00	0	0	0	0.00	0	0	0.00
0	0	0	0.00	0	0	0.00	0	0	0	0.00	0	0	0.00
0	0	0	0.00	0	0	0.00	0	0	0	0.00	0	0	0.00
No of facility	1	6	6.00	0	0	0.00	0	0	0	0.00	0	0	0.00
0	0	0	0.00	0	0	0.00	0	0	0	0.00	0	0	0.00
0	0	0.00	0.00	0	0.00	0.00	0	0	0.00	0.00	0	0.00	0.00
0	0	0.00	0.00	0	0.00	0.00	0	0	0.00	0.00	0	0.00	0.00
0	0	0.00	0.00	0	0.00	0.00	0	0	0.00	0.00	0	0.00	0.00

National Health Mission, Assam

19-Fund allocated to Kamrup (Metro)							20-Fund allocated to Kamrup						
2024-25				2025-26			2024-25				2025-26		
Fresh approval				Fresh approval			Fresh approval				Fresh approval		
Mesure of quantity/ Target	Quantity/ Target	Avr. Unit Cost (In lakh)	Fin. Allocation (Rs. in lakh)	Quantity/ Target	Avr. Unit Cost (In lakh)	Fin. Allocation (Rs. in lakh)	Mesure of quantity/ Target	Quantity/ Target	Avr. Unit Cost (In lakh)	Fin. Allocation (Rs. in lakh)	Quantity / Target	Avr. Unit Cost (In lakh)	Fin. Allocation (Rs. in lakh)
0	0	0.00	0.00	0	0.00	0.00	0	0	0.00	0.00	0	0.00	0.00
0	0	0.00	0.00	0	0.00	0.00	0	0	0.00	0.00	0	0.00	0.00
0	0	0.00	0.00	0	0.00	0.00	0	0	0.00	0.00	0	0.00	0.00
			0.00			0.00				0.00			0.00
0	0	0.00	0.00	0	0.00	0.00	0	0	0.00	0.00	0	0.00	0.00
0	0	0.00	0.00	0	0.00	0.00	0	0	0.00	0.00	0	0.00	0.00
	15		0.30	15		0.30		27		0.54	27		0.54
no of visits	15	0.02	0.30	15	0.02	0.30	no of visits	27	0.02	0.54	27	0.02	0.54
0	0	0.00	0.00	0	0.00	0.00	0	0	0.00	0.00	0	0.00	0.00
	246		5.90	246		5.90		572		13.73	572		13.73
No of ANMs	246	0.024	5.90	246	0	5.90	No of ANMs	572	0	13.73	572	0.024	13.73
			0.00			0.00				0.00			0.00

National Health Mission, Assam

19-Fund allocated to Kamrup (Metro)							20-Fund allocated to Kamrup						
2024-25			2025-26				2024-25			2025-26			
Fresh approval			Fresh approval				Fresh approval			Fresh approval			
Mesure of quantity/ Target	Quantity/ Target	Avr. Unit Cost (In lakh)	Fin. Allocation (Rs. in lakh)	Quantity/ Target	Avr. Unit Cost (In lakh)	Fin. Allocation (Rs. in lakh)	Mesure of quantity/ Target	Quantity/ Target	Avr. Unit Cost (In lakh)	Fin. Allocation (Rs. in lakh)	Quantity / Target	Avr. Unit Cost (In lakh)	Fin. Allocation (Rs. in lakh)
	18581		39.35	19441		40.08		22455		50.32	23487		51.42
			0.00			0.00				0.00			0.00
no of claim	16883	0.002	25.32	17727	0	26.59	no of claims	20432	0	30.65	21453	0.002	32.18
no of claims	1094	0.001	1.09	1094	0	1.09	no of claims	1625	0	1.63	1625	0.001	1.63
			0.00			0.00				0.00			0.00
0	0	0.00	0.00	0	0.00	0.00	0	0	0.00	0.00	0	0.00	0.00
			0.00			0.00				0.00			0.00
			0.00			0.00				0.00			0.00
			0.00			0.00				0.00			0.00
			0.00			0.00				0.00			0.00
			0.00			0.00				0.00			0.00
0	0	0.00	0.00	0	0.00	0.00	0	0	0.00	0.00	0	0.00	0.00
			0.00			0.00				0.00			0.00
			0.00			0.00				0.00			0.00

National Health Mission, Assam

19-Fund allocated to Kamrup (Metro)							20-Fund allocated to Kamrup						
2024-25				2025-26			2024-25				2025-26		
Fresh approval				Fresh approval			Fresh approval				Fresh approval		
Measure of quantity/ Target	Quantity/ Target	Avr. Unit Cost (In lakh)	Fin. Allocation (Rs. in lakh)	Quantity/ Target	Avr. Unit Cost (In lakh)	Fin. Allocation (Rs. in lakh)	Measure of quantity/ Target	Quantity/ Target	Avr. Unit Cost (In lakh)	Fin. Allocation (Rs. in lakh)	Quantity / Target	Avr. Unit Cost (In lakh)	Fin. Allocation (Rs. in lakh)
0	0	0	0.00	0	0	0.00	0	0	0	0.00	0	0	0.00
No of batch	3	1.65	4.95	3	1.65	4.95	No of batch	8	1.65	13.20	8	1.65	13.20
0	0	0	0.00	0	0	0.00	0	0	0	0.00	0	0	0.00
No of batch	1	0.2904	0.29	1	0.2904	0.29	No of batch	1	0.2904	0.29	1	0.2904	0.29
No of batch	1	0.3564	0.36	1	0.3564	0.36	No of batch	1	0.3564	0.36	1	0.3564	0.36
No of batch	2	1.9415	3.88	2	1.9415	3.88	0.000	0	0	0.00	0	0.000	0.00
No of batch	2	0.6963	1.39	2	0.6963	1.39	No of batch	3	0.6963	2.09	4	0.6963	2.79
			0.00			0.00				0.00			0.00
			0.00			0.00				0.00			0.00
			0.00			0.00				0.00			0.00
			0.00			0.00				0.00			0.00
			0.00			0.00				0.00			0.00
			0.00			0.00				0.00			0.00
no of cases	594	0.003	1.49	611	0	1.53	no of cases	383	0	0.96	395	0.003	0.99

National Health Mission, Assam

19-Fund allocated to Kamrup (Metro)							20-Fund allocated to Kamrup						
2024-25				2025-26			2024-25				2025-26		
Fresh approval				Fresh approval			Fresh approval				Fresh approval		
Mesure of quantity/ Target	Quantity/ Target	Avr. Unit Cost (In lakh)	Fin. Allocation (Rs. in lakh)	Quantity/ Target	Avr. Unit Cost (In lakh)	Fin. Allocation (Rs. in lakh)	Mesure of quantity/ Target	Quantity/ Target	Avr. Unit Cost (In lakh)	Fin. Allocation (Rs. in lakh)	Quantity / Target	Avr. Unit Cost (In lakh)	Fin. Allocation (Rs. in lakh)
no of waiting home	1	0.576	0.58	0	0	0.00	no of waiting home	2	1	1.15	0	0.000	0.00
0	0	0.000	0.00	0	0	0.00	0	0	0	0.00	0	0.000	0.00
	10		1.36	0		0.00		10		1.36	0		0.00
			0.00			0.00				0.00			0.00
			0.00			0.00				0.00			0.00
			0.00			0.00				0.00			0.00
			0.00			0.00				0.00			0.00
			0.00			0.00				0.00			0.00
0	0	0.00	0.00	0	0.00	0.00	0	0	0.00	0.00	0	0.00	0.00
0	10	0.14	1.36	0	0.00	0.00	0	10	0.14	1.36	0	0.00	0.00
			800.03			671.71				698.56			609.07

National Health Mission, Assam

19-Fund allocated to Kamrup (Metro)							20-Fund allocated to Kamrup						
2024-25				2025-26			2024-25				2025-26		
Fresh approval				Fresh approval			Fresh approval				Fresh approval		
Mesure of quantity/ Target	Quantity/ Target	Avr. Unit Cost (In lakh)	Fin. Allocation (Rs. in lakh)	Quantity/ Target	Avr. Unit Cost (In lakh)	Fin. Allocation (Rs. in lakh)	Mesure of quantity/ Target	Quantity/ Target	Avr. Unit Cost (In lakh)	Fin. Allocation (Rs. in lakh)	Quantity / Target	Avr. Unit Cost (In lakh)	Fin. Allocation (Rs. in lakh)
Clinics	300	0.00375	1.125	300	0.00375	1.125	Clinics	100	0.00375	0.375	100	0.00375	0.375
Lumpsum	1	0.3	0.3	1	0.3	0.3	Lumpsum	1	0.3	0.3	1	0.3	0.3
Number	1	0.5	0.5	1	0.5	0.5	Number	1	0.5	0.5	1	0.5	0.5
Lumpsum	1	0.5	0.5	0.000	0	0.000	Lumpsum	0	0.0	0.0	1	0.5	0.5
	303		2.425	302		1.925		102		1.175	103		1.675
	49		43.97	37		42.81		113		104.55	86		102.61
10	10	4.2	42.00	10	4.2	42.00	24	24	4.2	100.80	24	4.2	100.80
10	10	0.036	0.360	10	0.036	0.360	24	24	0.036	0.864	24	0.036	0.864
10	10	0.023	0.230			0.00	24	24	0.023	0.552			0.00
			0.00			0.00				0.00			0.00

National Health Mission, Assam

19-Fund allocated to Kamrup (Metro)							20-Fund allocated to Kamrup						
2024-25				2025-26			2024-25				2025-26		
Fresh approval				Fresh approval			Fresh approval				Fresh approval		
Mesure of quantity/ Target	Quantity/ Target	Avr. Unit Cost (In lakh)	Fin. Allocation (Rs. in lakh)	Quantity/ Target	Avr. Unit Cost (In lakh)	Fin. Allocation (Rs. in lakh)	Mesure of quantity/ Target	Quantity/ Target	Avr. Unit Cost (In lakh)	Fin. Allocation (Rs. in lakh)	Quantity / Target	Avr. Unit Cost (In lakh)	Fin. Allocation (Rs. in lakh)
2	2	0.463	0.93			0.00	3	3	0.463	1.39			0.00
			0.00			0.00				0.00			0.00
17	17	0.026	0.45	17	0.026	0.45	38	38	0.025	0.94	38	0.025	0.94
	2301		230.660	2302		231.017		525		8.840	526		9.197
0	0	0	0.00	0	0	0.00	0	0	0	0.00	0	0	0.00
2290	2290	0.100	228.22	2290	0	228.22	500	500	0.010	5.00	500	0.010	5.00
1	1	1.440	1.44	1	1.440	1.44	1	1	1.440	1.44	1	1.440	1.44
			0.00			0.00				0.00			0.00
			0.00			0.00				0.00			0.00
0.000	0.000	0.000	0.00	1	0.357	0.36	0.000	0.000	0.000	0.00	1	0.357	0.36
			0.00			0.00				0.00			0.00

National Health Mission, Assam

19-Fund allocated to Kamrup (Metro)							20-Fund allocated to Kamrup						
2024-25			2025-26				2024-25			2025-26			
Fresh approval			Fresh approval				Fresh approval			Fresh approval			
Mesure of quantity/ Target	Quantity/ Target	Avr. Unit Cost (In lakh)	Fin. Allocation (Rs. in lakh)	Quantity/ Target	Avr. Unit Cost (In lakh)	Fin. Allocation (Rs. in lakh)	Mesure of quantity/ Target	Quantity/ Target	Avr. Unit Cost (In lakh)	Fin. Allocation (Rs. in lakh)	Quantity / Target	Avr. Unit Cost (In lakh)	Fin. Allocation (Rs. in lakh)
			0.00			0.00				0.00			0.00
			0.00			0.00				0.00			0.00
10	10	0.100	1.00	10	0.100	1.00	24	24	0.100	2.40	24	0.100	2.40
	2350		274.63	2339		273.83		638		113.39	612		111.80
	#####	33.252	80.247	#####	41.822	89.806		#####	56.164	112.664	#####	71.732	129.362
Nos	18818	0.0025	47.037	19195	0.0025	47.986	Nos	22601	0.0025	56.503	23053	0.0025	57.633
Nos	1	7.42	7.381	1	4.165	4.165	Nos	1	2.71	2.709	1	2.126	2.126
Nos							Nos						
Nos	1	12.51	12.511	1	18.30	18.297	Nos	1	29.90	29.902	1	44.41	44.405
Nos							Nos						

National Health Mission, Assam

19-Fund allocated to Kamrup (Metro)							20-Fund allocated to Kamrup						
2024-25				2025-26			2024-25				2025-26		
Fresh approval				Fresh approval			Fresh approval				Fresh approval		
Measure of quantity/ Target	Quantity/ Target	Avr. Unit Cost (In lakh)	Fin. Allocation (Rs. in lakh)	Quantity/ Target	Avr. Unit Cost (In lakh)	Fin. Allocation (Rs. in lakh)	Measure of quantity/ Target	Quantity/ Target	Avr. Unit Cost (In lakh)	Fin. Allocation (Rs. in lakh)	Quantity / Target	Avr. Unit Cost (In lakh)	Fin. Allocation (Rs. in lakh)
Nos	1	0.28	0.280	1	0.28	0.280	Nos	1	1.49	1.490	1	1.49	1.490
Nos							Nos						
Nos	1	0.032	0.032	1	0.292	0.292	Nos	1	0.384	0.384	1	0.588	0.588
Nos	1	13.005	13.005	1	18.785	18.785	Nos	1	21.675	21.675	1	23.12	23.120
Nos							Nos						
Nos							Nos						
	54	38.5546	79.627	51	37.9886	78.061		94	7.188405	18.258	87	10.39312	19.100
Nos	2.000	21.5	43.000	2.000	22.5	45.000	Nos	1.000	0	0.000	1.000	5	5.000
Nos	5	0.256	1.280	5	0.26	1.280	Nos	14	0.283571	3.970	14	0.29	4.120
Nos	25	0.06	1.450	25	0.06	1.450	Nos	60	0.05	3.110	60	0.05	3.110
Nos	2	0.90	1.800	2	0.90	1.800	Nos	1	0.30	0.300	1	0.30	0.300
Nos	1.000	1.000	1.000	1.000	1.00	1.000	Nos						

National Health Mission, Assam

19-Fund allocated to Kamrup (Metro)							20-Fund allocated to Kamrup						
2024-25				2025-26			2024-25				2025-26		
Fresh approval				Fresh approval			Fresh approval				Fresh approval		
Measure of quantity/ Target	Quantity/ Target	Avr. Unit Cost (In lakh)	Fin. Allocation (Rs. in lakh)	Quantity/ Target	Avr. Unit Cost (In lakh)	Fin. Allocation (Rs. in lakh)	Measure of quantity/ Target	Quantity/ Target	Avr. Unit Cost (In lakh)	Fin. Allocation (Rs. in lakh)	Quantity / Target	Avr. Unit Cost (In lakh)	Fin. Allocation (Rs. in lakh)
Nos							Nos						
Nos							Nos						
Nos							Nos						
Nos							Nos						
Nos of Batches	1	1.416	1.416	1	1.416	1.416	Nos of Batches	1	1.416	1.416	1	1.416	1.416
Nos of Batches	1	1.33	1.330	1	1.328	1.328	Nos of Batches	2	1.33	2.660	2	1.328	2.656

National Health Mission, Assam

19-Fund allocated to Kamrup (Metro)							20-Fund allocated to Kamrup						
2024-25				2025-26			2024-25				2025-26		
Fresh approval				Fresh approval			Fresh approval				Fresh approval		
Measure of quantity/ Target	Quantity/ Target	Avr. Unit Cost (In lakh)	Fin. Allocation (Rs. in lakh)	Quantity/ Target	Avr. Unit Cost (In lakh)	Fin. Allocation (Rs. in lakh)	Measure of quantity/ Target	Quantity/ Target	Avr. Unit Cost (In lakh)	Fin. Allocation (Rs. in lakh)	Quantity / Target	Avr. Unit Cost (In lakh)	Fin. Allocation (Rs. in lakh)
Nos of Batches	1	1.304	1.304				Nos of Batches	1	1.304	1.304			
Nos of Batches	2.000	3	6.628	2.000	4	7.108	Nos of Batches						
Nos of Batches	4	2.694	10.776	4	2.694	10.776	Nos of Batches						
Nos of Batches	3.000	2	6.720	2	2.24	4.480	Nos of Batches						
Nos of Batches							Nos of Batches						
Nos of Batches							Nos of Batches						
Nos							Nos						
Nos							Nos						
Nos	1	1.2796	1.280	1	1.2796	1.280	Nos	1	1.521	1.521	1	1.521	1.521
Nos							Nos						
Nos	2.000	0.200	0.400	2.000	0.200	0.400	Nos						
Nos	2	0.18	0.360	2	0.18	0.360	Nos	6	0.099	0.594	6	0.099	0.594

National Health Mission, Assam

19-Fund allocated to Kamrup (Metro)							20-Fund allocated to Kamrup						
2024-25				2025-26			2024-25				2025-26		
Fresh approval				Fresh approval			Fresh approval				Fresh approval		
Measure of quantity/Target	Quantity/Target	Avr. Unit Cost (In lakh)	Fin. Allocation (Rs. in lakh)	Quantity/Target	Avr. Unit Cost (In lakh)	Fin. Allocation (Rs. in lakh)	Measure of quantity/Target	Quantity/Target	Avr. Unit Cost (In lakh)	Fin. Allocation (Rs. in lakh)	Quantity/Target	Avr. Unit Cost (In lakh)	Fin. Allocation (Rs. in lakh)
	1	0.7382	0.738	1	0.732	0.732		1	1.754	1.754	1	1.754	1.754
	4	21.595	34.095	4	23.224	33.724		3	10.996	11.496	3	11.125	12.125
Nos	2	8.5	21.000	2	10.5	21.000	Nos	2	0.5	1.000	2	1	2.000
Nos							Nos						
Nos							Nos						
Nos	1	10.496	10.496	1	10.125	10.125	Nos	1	10.496	10.496	1	10.125	10.125
Nos	1.000	2.599	2.599	1.000	2.599	2.599	Nos						
	1	335	335.000	1	335	335.000		1	3	3.000	1	3	3.000

National Health Mission, Assam

19-Fund allocated to Kamrup (Metro)							20-Fund allocated to Kamrup						
2024-25				2025-26			2024-25				2025-26		
Fresh approval				Fresh approval			Fresh approval				Fresh approval		
Measure of quantity/ Target	Quantity/ Target	Avr. Unit Cost (In lakh)	Fin. Allocation (Rs. in lakh)	Quantity/ Target	Avr. Unit Cost (In lakh)	Fin. Allocation (Rs. in lakh)	Measure of quantity/ Target	Quantity/ Target	Avr. Unit Cost (In lakh)	Fin. Allocation (Rs. in lakh)	Quantity / Target	Avr. Unit Cost (In lakh)	Fin. Allocation (Rs. in lakh)
Nos	1	335	335.000	1	335	335.000	Nos	1	3	3.000	1	3	3.000
	1	17.8	17.798	1	17.8	17.798		0	0	0.000	1	0.375	0.375
Nos	1	17.800	17.798	1	17.800	17.798	Nos				1	0.375	0.375
	0	0	0.000	0	0	0.000		0	0	0.000	0	0	0.000
Nos							Nos						
	0	0	0	0	0	0		0	0	0	0	0	0
Nos							Nos						
	18898		554.001	19270		560.423		22730		157.633	23181		177.659
			136.71			137.15				165.19			165.50

National Health Mission, Assam

19-Fund allocated to Kamrup (Metro)							20-Fund allocated to Kamrup						
2024-25				2025-26			2024-25				2025-26		
Fresh approval				Fresh approval			Fresh approval				Fresh approval		
Measure of quantity/ Target	Quantity/ Target	Avr. Unit Cost (In lakh)	Fin. Allocation (Rs. in lakh)	Quantity/ Target	Avr. Unit Cost (In lakh)	Fin. Allocation (Rs. in lakh)	Measure of quantity/ Target	Quantity/ Target	Avr. Unit Cost (In lakh)	Fin. Allocation (Rs. in lakh)	Quantity / Target	Avr. Unit Cost (In lakh)	Fin. Allocation (Rs. in lakh)
No. of DVS+RV S	1	12000.000	0.120	1	12000.000	0.120	No. of DVS+RV S	1	#####	0.120	1	12000.000	0.120
months	12	18000.000	2.160	12	18000.000	2.160	months	12	#####	2.160	12	18000.000	2.160
Urban Slum	1813	625.000	11.332	1813	625.000	11.332	Urban Slum	1178	625.000	7.362	1178	625.000	7.362
Underserved Session per Yr	64	2475.000	1.584	64	2475.000	1.584	Underserved Session per Yr	72	2475.000	1.782	72	2475.000	1.782
Expected Complete Imm, (upto 5 yrs)	26888	225.000	60.497	27081	225.000	60.933	Expected Complete Imm, (upto 5 yrs)	31641	225.000	71.192	31774	225.000	71.491

National Health Mission, Assam

19-Fund allocated to Kamrup (Metro)							20-Fund allocated to Kamrup						
2024-25				2025-26			2024-25				2025-26		
Fresh approval				Fresh approval			Fresh approval				Fresh approval		
Measure of quantity/ Target	Quantity/ Target	Avr. Unit Cost (In lakh)	Fin. Allocation (Rs. in lakh)	Quantity/ Target	Avr. Unit Cost (In lakh)	Fin. Allocation (Rs. in lakh)	Measure of quantity/ Target	Quantity/ Target	Avr. Unit Cost (In lakh)	Fin. Allocation (Rs. in lakh)	Quantity / Target	Avr. Unit Cost (In lakh)	Fin. Allocation (Rs. in lakh)
No. of Batches	8	70934.000	5.903	8	70934.000	5.903	No. of Batches	19	#####	13.799	19	70934.000	13.799
BRIDGE Mtng Batch Number	12	18000.000	2.160	12	18000.000	2.160	BRIDGE Mtng Batch Number	33	#####	5.940	33	18000.000	5.940
RI/IMI Session Planned	250	900.000	2.246	250	900.000	2.246	RI/IMI Session Planned	489	900.000	4.400	489	900.000	4.400
Beneficiary Infant Target	28100	5.000	1.405	28300	4.994	1.413	Beneficiary Infant Target	31500	5.000	1.575	31600	4.998	1.579
Yearly No. of AVD (HtRA)	3255	200.000	6.510	3255	200.000	6.510	Yearly No. of AVD (HtRA)	1662	200.000	3.324	1662	200.000	3.324
Yearly No. of AVD for Very Hard to Reach Area	444	450.000	1.998	444	450.000	1.998	Yearly No. of AVD for Very Hard to Reach Area	945	450.000	4.253	945	450.000	4.253

National Health Mission, Assam

19-Fund allocated to Kamrup (Metro)							20-Fund allocated to Kamrup						
2024-25				2025-26			2024-25				2025-26		
Fresh approval				Fresh approval			Fresh approval				Fresh approval		
Measure of quantity/ Target	Quantity/ Target	Avr. Unit Cost (In lakh)	Fin. Allocation (Rs. in lakh)	Quantity/ Target	Avr. Unit Cost (In lakh)	Fin. Allocation (Rs. in lakh)	Measure of quantity/ Target	Quantity/ Target	Avr. Unit Cost (In lakh)	Fin. Allocation (Rs. in lakh)	Quantity / Target	Avr. Unit Cost (In lakh)	Fin. Allocation (Rs. in lakh)
No. of Participants	27	600.000	0.160	27	600.000	0.160	No. of Participants	47	600.000	0.280	47	600.000	0.280
No. of Sub Centre & Plan. Unit	99	1200.000	1.188	99	1200.000	1.188	No. of Sub Centre & Plan. Unit	280	1200.000	3.360	280	1200.000	3.360
No. of Supervisory Visits planned yearly	1065	384.280	4.092	1065	384.280	4.092	No. of Supervisory Visits planned yearly	1287	384.280	4.944	1287	384.280	4.944
No. of PHC	6	15333.000	0.920	6	15333.000	0.920	No. of PHC	12	8417.000	1.010	12	8417.000	1.010
			20.70			20.70				23.92			23.92
No. of Beneficiary	210453	9.837	20.702	210453	9.837	20.702	No. of Beneficiary	292466	8.178	23.918	292466	8.178	23.919
	13		2.552	25		2.822		13		1.874	13		1.874

National Health Mission, Assam

19-Fund allocated to Kamrup (Metro)							20-Fund allocated to Kamrup						
2024-25				2025-26			2024-25				2025-26		
Fresh approval				Fresh approval			Fresh approval				Fresh approval		
Mesure of quantity/ Target	Quantity/ Target	Avr. Unit Cost (In lakh)	Fin. Allocation (Rs. in lakh)	Quantity/ Target	Avr. Unit Cost (In lakh)	Fin. Allocation (Rs. in lakh)	Mesure of quantity/ Target	Quantity/ Target	Avr. Unit Cost (In lakh)	Fin. Allocation (Rs. in lakh)	Quantity / Target	Avr. Unit Cost (In lakh)	Fin. Allocation (Rs. in lakh)
	498		12.33	1108		8.63		1032		3.67	1861		12.44
0.000	3746	#DIV/0!	76.151	3900	#DIV/0!	80.245	0.000	3337	#DIV/0!	62.306	3525	#DIV/0!	66.422
Nos of Camp	15	0.150	2.250	16	0.150	2.400	Nos of Camp	40	0.150	6.000	42	0.150	6.300
	2207	0.032	70.091	2333	0.032	73.967		1950	0.027	52.938	2092	0.027	56.644
	1524	0.002500	3.810	1551	0.002500	3.878		1347	0.002500	3.368	1391	0.002500	3.478
		#DIV/0!			#DIV/0!				#DIV/0!			#DIV/0!	
		#DIV/0!			#DIV/0!				#DIV/0!			#DIV/0!	
		#DIV/0!			#DIV/0!				#DIV/0!			#DIV/0!	
		#DIV/0!			#DIV/0!				#DIV/0!			#DIV/0!	
		#DIV/0!			#DIV/0!				#DIV/0!			#DIV/0!	
		#DIV/0!			#DIV/0!				#DIV/0!			#DIV/0!	
		#DIV/0!			#DIV/0!				#DIV/0!			#DIV/0!	
		#DIV/0!			#DIV/0!				#DIV/0!			#DIV/0!	

National Health Mission, Assam

19-Fund allocated to Kamrup (Metro)							20-Fund allocated to Kamrup						
2024-25			2025-26				2024-25			2025-26			
Fresh approval			Fresh approval				Fresh approval			Fresh approval			
Mesure of quantity/ Target	Quantity/ Target	Avr. Unit Cost (In lakh)	Fin. Allocation (Rs. in lakh)	Quantity/ Target	Avr. Unit Cost (In lakh)	Fin. Allocation (Rs. in lakh)	Mesure of quantity/ Target	Quantity/ Target	Avr. Unit Cost (In lakh)	Fin. Allocation (Rs. in lakh)	Quantity / Target	Avr. Unit Cost (In lakh)	Fin. Allocation (Rs. in lakh)
		#DIV/0!			#DIV/0!				#DIV/0!			#DIV/0!	
0.00	62	#DIV/0!	2.72	62	#DIV/0!	2.72	0.00	62	#DIV/0!	2.72	62	#DIV/0!	2.72
	2	0.160	0.320	2	0.160	0.320		2	0.160	0.320	2	0.160	0.320
	60	0.040	2.400	60	0.040	2.400		60	0.040	2.400	60	0.040	2.400
		#DIV/0!			#DIV/0!				#DIV/0!			#DIV/0!	
		#DIV/0!			#DIV/0!				#DIV/0!			#DIV/0!	
		#DIV/0!			#DIV/0!				#DIV/0!			#DIV/0!	
0.000	17200	#DIV/0!	32.026	18138	#DIV/0!	33.729	0.000	30969	#DIV/0!	52.815	32844	#DIV/0!	56.356
	3	0.050	0.150	3	0.050	0.150		20	0.050	1.000	25	0.050	1.250
	390	0.0002	0.078	406	0.0002	0.081		3786	0.0002	0.757	3944	0.0002	0.789
	8198	0.002	19.670	8608	0.002	20.660		12696	0.002	30.470	13331	0.002	31.990
	204	0.003	0.61	255	0.003	0.76		884	0.003	2.650	1105	0.003	3.300
	8198	0.001	9.840	8608	0.001	10.330		12696	0.001	15.240	13331	0.001	16.000

National Health Mission, Assam

19-Fund allocated to Kamrup (Metro)							20-Fund allocated to Kamrup						
2024-25			2025-26				2024-25			2025-26			
Fresh approval			Fresh approval				Fresh approval			Fresh approval			
Mesure of quantity/ Target	Quantity/ Target	Avr. Unit Cost (In lakh)	Fin. Allocation (Rs. in lakh)	Quantity/ Target	Avr. Unit Cost (In lakh)	Fin. Allocation (Rs. in lakh)	Mesure of quantity/ Target	Quantity/ Target	Avr. Unit Cost (In lakh)	Fin. Allocation (Rs. in lakh)	Quantity / Target	Avr. Unit Cost (In lakh)	Fin. Allocation (Rs. in lakh)
	204	0.002	0.31	255	0.001	0.38		884	0.002	1.330	1105	0.002	1.660
		#DIV/0!			#DIV/0!				#DIV/0!			#DIV/0!	
		#DIV/0!			#DIV/0!				#DIV/0!			#DIV/0!	
	1	0.493	0.4925	1	0.493	0.4925		1	0.493	0.4925	1	0.493	0.4925
	2	0.438	0.875	2	0.438	0.875		2	0.438	0.875	2	0.438	0.875
		#DIV/0!			#DIV/0!				#DIV/0!			#DIV/0!	
		#DIV/0!			#DIV/0!				#DIV/0!			#DIV/0!	
		#DIV/0!			#DIV/0!				#DIV/0!			#DIV/0!	
		#DIV/0!			#DIV/0!				#DIV/0!			#DIV/0!	
0.000	8082	#DIV/0!	6.567	8162	#DIV/0!	6.627	0.000	16082	#DIV/0!	12.567	16232	#DIV/0!	12.687
	4040	0.000750	3.030	4080	0.000750	3.060		8040	0.000750	6.030	8115	0.000750	6.090
	4040	0.001	3.030	4080	0.001	3.060		8040	0.001	6.030	8115	0.001	6.090
		#DIV/0!			#DIV/0!				#DIV/0!			#DIV/0!	

National Health Mission, Assam

19-Fund allocated to Kamrup (Metro)							20-Fund allocated to Kamrup						
2024-25			2025-26				2024-25			2025-26			
Fresh approval			Fresh approval				Fresh approval			Fresh approval			
Mesure of quantity/ Target	Quantity/ Target	Avr. Unit Cost (In lakh)	Fin. Allocation (Rs. in lakh)	Quantity/ Target	Avr. Unit Cost (In lakh)	Fin. Allocation (Rs. in lakh)	Mesure of quantity/ Target	Quantity/ Target	Avr. Unit Cost (In lakh)	Fin. Allocation (Rs. in lakh)	Quantity / Target	Avr. Unit Cost (In lakh)	Fin. Allocation (Rs. in lakh)
	1	0.174	0.1735	1	0.174	0.1735		1	0.174	0.1735	1	0.174	0.1735
	1	0.333	0.333	1	0.333	0.333		1	0.333	0.333	1	0.333	0.333
		#DIV/0!			#DIV/0!			#DIV/0!			#DIV/0!		#DIV/0!
		#DIV/0!			#DIV/0!			#DIV/0!			#DIV/0!		#DIV/0!
		#DIV/0!			#DIV/0!			#DIV/0!			#DIV/0!		#DIV/0!
0.000	9941	#DIV/0!	28.824	10045	#DIV/0!	29.578	0.000	16377	#DIV/0!	62.872	16669	#DIV/0!	64.988
	1032	0.001	1.03	1084	0.001	1.08		2916	0.001	2.92	3062	0.001	3.06
	7200	0.001	7.200	7200	0.001	7.200		8800	0.001	8.800	8800	0.001	8.800
	676	0.005	3.240	676	0.005	3.240		1744	0.005	8.370	1744	0.005	8.370
	1032	0.013500	13.932	1084	0.013500	14.634		2916	0.013500	39.366	3062	0.013500	41.336
	1	3.420	3.420	1	3.420	3.420		1	3.420	3.420	1	3.420	3.420
		#DIV/0!			#DIV/0!			#DIV/0!			#DIV/0!		#DIV/0!
		#DIV/0!			#DIV/0!			#DIV/0!			#DIV/0!		#DIV/0!
		#DIV/0!			#DIV/0!			#DIV/0!			#DIV/0!		#DIV/0!
0.000	0	#DIV/0!	0.000	0	#DIV/0!	0.000	0.000	0	#DIV/0!	0.000	0	#DIV/0!	0.000

National Health Mission, Assam

19-Fund allocated to Kamrup (Metro)							20-Fund allocated to Kamrup						
2024-25				2025-26			2024-25				2025-26		
Fresh approval				Fresh approval			Fresh approval				Fresh approval		
Mesure of quantity/ Target	Quantity/ Target	Avr. Unit Cost (In lakh)	Fin. Allocation (Rs. in lakh)	Quantity/ Target	Avr. Unit Cost (In lakh)	Fin. Allocation (Rs. in lakh)	Mesure of quantity/ Target	Quantity/ Target	Avr. Unit Cost (In lakh)	Fin. Allocation (Rs. in lakh)	Quantity / Target	Avr. Unit Cost (In lakh)	Fin. Allocation (Rs. in lakh)
		#DIV/0!			#DIV/0!				#DIV/0!			#DIV/0!	
0.000	4	0.637	1.321	4	0.637	1.321	0.000	2	0.637	0.637	2	0.637	0.637
	1	0.295	0.295	1	0.295	0.295		1	0.295	0.295	1	0.295	0.295
	3	0.342	1.026	3	0.342	1.026		1	0.342	0.342	1	0.342	0.342
0.000	122	0.110	1.232	122	0.110	1.232	0.000	616	0.107	4.678	616	0.107	4.678
	5	0.020	0.10	5	0.020	0.10		12	0.020	0.24	12	0.020	0.24
	5	0.015	0.075	5	0.015	0.075		12	0.015	0.180	12	0.015	0.180
	5	0.030	0.15	5	0.030	0.15		12	0.030	0.36	12	0.030	0.36
	5	0.030	0.15	5	0.030	0.15		12	0.030	0.36	12	0.030	0.36
	51	0.008784	0.448	51	0.009	0.448		284	0.006408	1.820	284	0.006	1.820

National Health Mission, Assam

19-Fund allocated to Kamrup (Metro)							20-Fund allocated to Kamrup						
2024-25				2025-26			2024-25				2025-26		
Fresh approval				Fresh approval			Fresh approval				Fresh approval		
Mesure of quantity/ Target	Quantity/ Target	Avr. Unit Cost (In lakh)	Fin. Allocation (Rs. in lakh)	Quantity/ Target	Avr. Unit Cost (In lakh)	Fin. Allocation (Rs. in lakh)	Mesure of quantity/ Target	Quantity/ Target	Avr. Unit Cost (In lakh)	Fin. Allocation (Rs. in lakh)	Quantity / Target	Avr. Unit Cost (In lakh)	Fin. Allocation (Rs. in lakh)
	51	0.006059	0.309	51	0.006	0.309		284	0.006049	1.718	284	0.006	1.718
0.000	4650	#DIV/0!	35.490	5611	#DIV/0!	38.696	0.000	18210	#DIV/0!	116.010	19215	#DIV/0!	123.543
	91	0.005	0.450	91	0.005	0.450		26	0.005	0.130	26	0.005	0.130
	120	0.005	0.600	120	0.005	0.600		288	0.005	1.440	288	0.005	1.440
	2850	0.005	14.250	3940	0.005	19.700		12518	0.005	62.590	13700	0.005	68.500
	1415	0.010	14.150	1393	0.010	13.930		4619	0.010	46.190	5007	0.010	50.070
		#DIV/0!			#DIV/0!				#DIV/0!			#DIV/0!	
	1	0.165	0.165	1	0.165	0.165		1	0.165	0.165	1	0.165	0.165
		#DIV/0!			#DIV/0!				#DIV/0!			#DIV/0!	
		#DIV/0!			#DIV/0!				#DIV/0!			#DIV/0!	
		#DIV/0!			#DIV/0!				#DIV/0!			#DIV/0!	
		#DIV/0!			#DIV/0!				#DIV/0!			#DIV/0!	

National Health Mission, Assam

19-Fund allocated to Kamrup (Metro)							20-Fund allocated to Kamrup						
2024-25				2025-26			2024-25				2025-26		
Fresh approval				Fresh approval			Fresh approval				Fresh approval		
Measure of quantity/ Target	Quantity/ Target	Avr. Unit Cost (In lakh)	Fin. Allocation (Rs. in lakh)	Quantity/ Target	Avr. Unit Cost (In lakh)	Fin. Allocation (Rs. in lakh)	Measure of quantity/ Target	Quantity/ Target	Avr. Unit Cost (In lakh)	Fin. Allocation (Rs. in lakh)	Quantity / Target	Avr. Unit Cost (In lakh)	Fin. Allocation (Rs. in lakh)
	4	0.025	0.100	4	0.025	0.100		4	0.025	0.100	4	0.025	0.100
		#DIV/0!			#DIV/0!				#DIV/0!			#DIV/0!	
		#DIV/0!			#DIV/0!				#DIV/0!			#DIV/0!	
	102	0.004	0.408		#DIV/0!			568	0.004	2.272		#DIV/0!	
		#DIV/0!			#DIV/0!				#DIV/0!			#DIV/0!	
		#DIV/0!			#DIV/0!				#DIV/0!			#DIV/0!	
	1	0.423	0.4225	1	0.423	0.4225		1	0.423	0.4225	1	0.423	0.4225
	53	0.005	0.265	52	0.005	0.260		180	0.005	0.900	183	0.005	0.915
	2	0.360	0.720	2	0.360	0.720		5	0.360	1.800	5	0.360	1.800
		#DIV/0!			#DIV/0!				#DIV/0!			#DIV/0!	
		#DIV/0!			#DIV/0!				#DIV/0!			#DIV/0!	
		#DIV/0!			#DIV/0!				#DIV/0!			#DIV/0!	
		#DIV/0!			#DIV/0!				#DIV/0!			#DIV/0!	
		#DIV/0!			#DIV/0!				#DIV/0!			#DIV/0!	

National Health Mission, Assam

19-Fund allocated to Kamrup (Metro)							20-Fund allocated to Kamrup						
2024-25				2025-26			2024-25				2025-26		
Fresh approval				Fresh approval			Fresh approval				Fresh approval		
Mesure of quantity/ Target	Quantity/ Target	Avr. Unit Cost (In lakh)	Fin. Allocation (Rs. in lakh)	Quantity/ Target	Avr. Unit Cost (In lakh)	Fin. Allocation (Rs. in lakh)	Mesure of quantity/ Target	Quantity/ Target	Avr. Unit Cost (In lakh)	Fin. Allocation (Rs. in lakh)	Quantity / Target	Avr. Unit Cost (In lakh)	Fin. Allocation (Rs. in lakh)
0	0	0	0	0	0	0	0	0	0	0	0	0	0
0	0	0	0	0	0	0	0	0	0	0	0	0	0
0	0	0	0	0	0	0	0	0	0	0	0	0	0
0	0	0	0	0	0	0	0	0	0	0	0	0	0
0	0	0	0	0	0	0	0	0	0	0	0	0	0
0	0	0	0	0	0	0	0	0	0	0	0	0	0
0.00	707.00	200.00	1.41	707.00	200.00	1.41	0.00	1782.00	200.00	3.56	1782.00	200.00	3.56
No of ASHA	707.000	200.000	1.41	707.000	200	1.41	No of ASHA	1782.000	200	3.56	#####	200.000	3.56
			0.00			0.00				0.00			0.00

National Health Mission, Assam

19-Fund allocated to Kamrup (Metro)							20-Fund allocated to Kamrup						
2024-25				2025-26			2024-25				2025-26		
Fresh approval				Fresh approval			Fresh approval				Fresh approval		
Mesure of quantity/ Target	Quantity/ Target	Avr. Unit Cost (In lakh)	Fin. Allocation (Rs. in lakh)	Quantity/ Target	Avr. Unit Cost (In lakh)	Fin. Allocation (Rs. in lakh)	Mesure of quantity/ Target	Quantity/ Target	Avr. Unit Cost (In lakh)	Fin. Allocation (Rs. in lakh)	Quantity / Target	Avr. Unit Cost (In lakh)	Fin. Allocation (Rs. in lakh)
0.00	0.00	0.00	0.00	0.00	0.00	0.00	0.00	0.00	0.00	0.00	0.00	0.00	0.00
			0.0000			0.0000				0.0000			0.0000
0.00	707.00	400.00	2.83	707.00	400.00	2.83	0.00	1782.00	400.00	7.13	1782.00	400.00	7.13
			0.000			0.000				0.000			0.000
NO OF ASHA	707.000	400.000	2.828	707.000	400.000	2.83	NO OF ASHA	1782.000	400	7.128	#####	400.000	7.13
0.00	#####	35001.00	2.15	#####	35001.00	2.15	0.00	78466.00	#####	2.28	#####	150001.00	2.28
no of children	#####	1.000	1.802	#####	1.000	1.802	no of children	#####	1	0.785	#####	1	0.785
			0.000			0.000				0.000			0.000
			0.000			0.000				0.000			0.000

National Health Mission, Assam

19-Fund allocated to Kamrup (Metro)							20-Fund allocated to Kamrup						
2024-25			2025-26				2024-25			2025-26			
Fresh approval			Fresh approval				Fresh approval			Fresh approval			
Mesure of quantity/ Target	Quantity/ Target	Avr. Unit Cost (In lakh)	Fin. Allocation (Rs. in lakh)	Quantity/ Target	Avr. Unit Cost (In lakh)	Fin. Allocation (Rs. in lakh)	Mesure of quantity/ Target	Quantity/ Target	Avr. Unit Cost (In lakh)	Fin. Allocation (Rs. in lakh)	Quantity / Target	Avr. Unit Cost (In lakh)	Fin. Allocation (Rs. in lakh)
			0.000			0.000				0.000			0.000
			0.000			0.000				0.000			0.000
no of district	1.000	35000.000	0.350	1.000	35000.000	0.350	no of district	1.000	150000	1.500	1.000	150000	1.500
0	1	28000	0.28	1	28000	0.28	0	1	32000	0.32	1	32000	0.32
no of district	1	28000.000	0.280	1	28000.000	0.280	no of district	1	#####	0.320	1	32000.000	0.320
			20.181			22.388				40.716			44.192
0	0.000	0.000	0	0.000	0	0.000	Per month	1782	0	5.346	1782	0	5.346
0	0.000	0.000	0	0.000	0	0.000	0.000	0.000	0	0.000	0.000	0.000	0.000
0	0.000	0.000	0	0.000	0	0.000	0.000	0.000	0	0.000	0.000	0.000	0.000
0	0.000	0.000	0	0.000	0	0.000	0.000	0.000	0	0.000	0.000	0.000	0.000

National Health Mission, Assam

19-Fund allocated to Kamrup (Metro)							20-Fund allocated to Kamrup						
2024-25				2025-26			2024-25				2025-26		
Fresh approval				Fresh approval			Fresh approval				Fresh approval		
Measure of quantity/ Target	Quantity/ Target	Avr. Unit Cost (In lakh)	Fin. Allocation (Rs. in lakh)	Quantity/ Target	Avr. Unit Cost (In lakh)	Fin. Allocation (Rs. in lakh)	Measure of quantity/ Target	Quantity/ Target	Avr. Unit Cost (In lakh)	Fin. Allocation (Rs. in lakh)	Quantity / Target	Avr. Unit Cost (In lakh)	Fin. Allocation (Rs. in lakh)
0	0	0	0	0	0	0	0	0	0	0	0	0	0
0	0	0	0	0	0	0	0	0	0	0	0	0	0
Per District	2.000	0.030	0.060	2.000	0.030	0.060	Per District	2.000	0.030	0.060	2.000	0.030	0.060
0	0	0	0	0	0	0	0	0	0	0	0	0	0
per block	4.00	0.36	1.44	4.00	0.36	1.44	per block	5	0.36	1.800	5.000	0.360	1.800
Per District	2.000	0.780	2	2.000	1	1.560	Per District	1.000	1	0.960	1.000	0.960	0.960
0	0	0	0	0	0	0	0	0	0	0	0	0	0
0	18	9.5375	12.99	18	9.58	13.0325	0	14	4.305	6.025	15	4.3475	6.3175

National Health Mission, Assam

19-Fund allocated to Kamrup (Metro)							20-Fund allocated to Kamrup						
2024-25				2025-26			2024-25				2025-26		
Fresh approval				Fresh approval			Fresh approval				Fresh approval		
Measure of quantity/ Target	Quantity/ Target	Avr. Unit Cost (In lakh)	Fin. Allocation (Rs. in lakh)	Quantity/ Target	Avr. Unit Cost (In lakh)	Fin. Allocation (Rs. in lakh)	Measure of quantity/ Target	Quantity/ Target	Avr. Unit Cost (In lakh)	Fin. Allocation (Rs. in lakh)	Quantity / Target	Avr. Unit Cost (In lakh)	Fin. Allocation (Rs. in lakh)
No. of batches	1	0.495	0.495	1	0.495	0.495	No. of batches	1	0.495	0.495	1	0.495	0.495
District wise	1	2.7	2.70	1	2.90	2.90	District wise	1	1.90	1.90	1	2.10	2.10
Quarter wise	4	0.15	0.60	4	0.15	0.60	Quarter wise	4	0.15	0.60	4	0.15	0.60
District wise	1	3.07	3.07	1	3.23	3.23	District wise	1	5.18	5.18	1	5.44	5.44
Month wise	12	0.35	4.20	12	0.358	4.296							
Zone wise	1	1.00	1.00	1	1.00	1.00							

National Health Mission, Assam

19-Fund allocated to Kamrup (Metro)							20-Fund allocated to Kamrup						
2024-25				2025-26			2024-25				2025-26		
Fresh approval				Fresh approval			Fresh approval				Fresh approval		
Mesure of quantity/ Target	Quantity/ Target	Avr. Unit Cost (In lakh)	Fin. Allocation (Rs. in lakh)	Quantity/ Target	Avr. Unit Cost (In lakh)	Fin. Allocation (Rs. in lakh)	Mesure of quantity/ Target	Quantity/ Target	Avr. Unit Cost (In lakh)	Fin. Allocation (Rs. in lakh)	Quantity / Target	Avr. Unit Cost (In lakh)	Fin. Allocation (Rs. in lakh)
No. of MTS	1	0.02	0.02	1	0.02	0.02	No. of MTS	7	0.02	0.14	7	0.02	0.14
No. of Vehicle	2	0.60	1.20	2	0.65	1.30	No. of Vehicle	1	0.60	0.60	1	0.65	0.65
Month wise	12	0.10	1.20	12	0.10	1.20	Month wise	12	0.10	1.20	12	0.10	1.20
			27.4122			28.205				23.5185			24.099
case wise	10	0.003	0.03	10	0.003	0.03	case wise	15	0.003	0.05	15	0.003	0.05
Operational cost wise	21	0.375	7.875	21	0.375	7.875	Operational cost wise	9	0.375	3.375	9	0.375	3.375
In litres	550	0.0061	3.36	550	0.0061	3.36	In litres	300	0.0061	1.83	300	0.0061	1.83
Batchwise	2	0.35	0.70	2	0.35	0.70	Batchwise	2	0.35	0.70	2	0.35	0.70

National Health Mission, Assam

19-Fund allocated to Kamrup (Metro)							20-Fund allocated to Kamrup						
2024-25				2025-26			2024-25				2025-26		
Fresh approval				Fresh approval			Fresh approval				Fresh approval		
Measure of quantity/ Target	Quantity/ Target	Avr. Unit Cost (In lakh)	Fin. Allocation (Rs. in lakh)	Quantity/ Target	Avr. Unit Cost (In lakh)	Fin. Allocation (Rs. in lakh)	Measure of quantity/ Target	Quantity/ Target	Avr. Unit Cost (In lakh)	Fin. Allocation (Rs. in lakh)	Quantity / Target	Avr. Unit Cost (In lakh)	Fin. Allocation (Rs. in lakh)
Districtwise	1	2.00	2.00	1	2.00	2.00	Districtwise	1	1.10	1.10	1	1.10	1.10
Districtwise	1	1.10	1.10	1	1.10	1.10	Districtwise	1	1.10	1.10	1	1.10	1.10
			18.050			18.050				5.420			5.420
							District wise	1	0.145	0.145	1	0.145	0.145
District wise	1	0.70	0.70	1	0.70	0.70	District wise	1	0.70	0.70	1	0.70	0.70
District wise	1	5.00	5.00				District wise	1	5.00	5.00			
District wise	1	0.10	0.10	1	0.10	0.10	District wise	1	0.10	0.10	1	0.10	0.10
District wise	1	0.50	0.50	1	0.50	0.50	District wise	1	0.50	0.50	1	0.50	0.50
District wise	1	0.50	0.50	1	0.50	0.50	District wise	1	0.50	0.50	1	0.50	0.50

National Health Mission, Assam

19-Fund allocated to Kamrup (Metro)							20-Fund allocated to Kamrup						
2024-25			2025-26				2024-25			2025-26			
Fresh approval			Fresh approval				Fresh approval			Fresh approval			
Mesure of quantity/ Target	Quantity/ Target	Avr. Unit Cost (In lakh)	Fin. Allocation (Rs. in lakh)	Quantity/ Target	Avr. Unit Cost (In lakh)	Fin. Allocation (Rs. in lakh)	Mesure of quantity/ Target	Quantity/ Target	Avr. Unit Cost (In lakh)	Fin. Allocation (Rs. in lakh)	Quantity / Target	Avr. Unit Cost (In lakh)	Fin. Allocation (Rs. in lakh)
District	1	0.20	0.20	1	0.20	0.20	District	1	0.20	0.20	1	0.20	0.20
Distyrcit wise	1	1.5	1.50	1	1.5	1.50	Distyrcit wise	1	1.5	1.50	1	1.5	1.50
			8.500			3.500				8.645			3.645
			69.44			65.23				46.02			41.60
0	827	30.974	31.604	773	30.974	31.537	0	773	36.934	37.522	723	36.934	37.472
Camp	1	0.100	0.100	1	0.100	0.100	Camp	1	0.100	0.100	1	0.100	0.100
No. of case	12	0.0025	0.030	10	0.0025	0.025	No. of case	10	0.0025	0.025	10	0.0025	0.025

National Health Mission, Assam

19-Fund allocated to Kamrup (Metro)							20-Fund allocated to Kamrup						
2024-25				2025-26			2024-25				2025-26		
Fresh approval				Fresh approval			Fresh approval				Fresh approval		
Mesure of quantity/ Target	Quantity/ Target	Avr. Unit Cost (In lakh)	Fin. Allocation (Rs. in lakh)	Quantity/ Target	Avr. Unit Cost (In lakh)	Fin. Allocation (Rs. in lakh)	Mesure of quantity/ Target	Quantity/ Target	Avr. Unit Cost (In lakh)	Fin. Allocation (Rs. in lakh)	Quantity / Target	Avr. Unit Cost (In lakh)	Fin. Allocation (Rs. in lakh)
No. of case	4	0.004	0.016	4	0.004	0.016	No. of case	4	0.004	0.016	4	0.004	0.016
No. of case	8	0.006	0.048	6	0.006	0.036	No. of case	6	0.006	0.036	6	0.006	0.036
No. of case	500	0.0005	0.250	500	0.0005	0.250	No. of case	450	0.0005	0.225	450	0.0005	0.225
No. of ASHA	300	0.001	0.300	250	0.001	0.250	No. of ASHA	300	0.001	0.300	250	0.001	0.250
District	1	0.200	0.200	1	0.200	0.200	District	1	0.150	0.150	1	0.150	0.150
Round	1	30.660	30.660	1	30.660	30.660	Round	1	36.670	36.670	1	36.670	36.670
0	140	0.177	2.09	140	0.177	2.09	0	128	0.007	0.416	128	0.007	0.416
Case	10	0.050	0.500	10	0.050	0.500							
Case	10	0.120	1.200	10	0.120	1.200							
Foot wear	30	0.004	0.120	30	0.004	0.120	Foot wear	32	0.004	0.128	32	0.004	0.128
No. of Kits	90	0.003	0.270	90	0.003	0.270	No. of Kits	96	0.003	0.288	96	0.003	0.288
0.00	7.00	1.69	2.56	7.00	1.69	2.56	0.00	7.00	1.69	2.56	7.00	1.69	2.56
No. of batch	3	0.43	1.300	3	0.43	1.300	No. of batch	3	0.43	1.300	3	0.43	1.300

National Health Mission, Assam

19-Fund allocated to Kamrup (Metro)							20-Fund allocated to Kamrup						
2024-25				2025-26			2024-25				2025-26		
Fresh approval				Fresh approval			Fresh approval				Fresh approval		
Measure of quantity/ Target	Quantity/ Target	Avr. Unit Cost (In lakh)	Fin. Allocation (Rs. in lakh)	Quantity/ Target	Avr. Unit Cost (In lakh)	Fin. Allocation (Rs. in lakh)	Measure of quantity/ Target	Quantity/ Target	Avr. Unit Cost (In lakh)	Fin. Allocation (Rs. in lakh)	Quantity / Target	Avr. Unit Cost (In lakh)	Fin. Allocation (Rs. in lakh)
No. of District	1	0.200	0.200	1	0.200	0.200	No. of District	1	0.200	0.200	1	0.200	0.200
No. of District	1	0.100	0.100	1	0.100	0.100	No. of District	1	0.100	0.100	1	0.100	0.100
District	1	0.600	0.600	1	0.600	0.600	District	1	0.600	0.600	1	0.600	0.600
District	1	0.360	0.360	1	0.360	0.360	District	1	0.360	0.360	1	0.360	0.360
	974		36.254	920		36.187		908		40.498	858		40.448
0	128054	7.10175	55.1537	128054	7.10183	55.157	0	107394	6.94175	48.9565	107394	6.94183	48.977

National Health Mission, Assam

19-Fund allocated to Kamrup (Metro)							20-Fund allocated to Kamrup						
2024-25				2025-26			2024-25				2025-26		
Fresh approval				Fresh approval			Fresh approval				Fresh approval		
Mesure of quantity/ Target	Quantity/ Target	Avr. Unit Cost (In lakh)	Fin. Allocation (Rs. in lakh)	Quantity/ Target	Avr. Unit Cost (In lakh)	Fin. Allocation (Rs. in lakh)	Mesure of quantity/ Target	Quantity/ Target	Avr. Unit Cost (In lakh)	Fin. Allocation (Rs. in lakh)	Quantity / Target	Avr. Unit Cost (In lakh)	Fin. Allocation (Rs. in lakh)
No. of Patient	1700	0.01	17.000	1700	0.01	17.000	No. of Patient	1000	0.01	10.000	1000	0.01	10.000
	7000	0.00025	1.750	7000	0.00025	1.750		4000	0.00025	1.000	4000	0.00025	1.000
	115500	0.00010	11.550	115500	0.00010	11.550		98700	0.00010	9.870	98700	0.00010	9.870
			0.000			0.000				0.000			0.000
			0.000			0.000				0.000			0.000
			0.000			0.000				0.000			0.000
No. of DTC	1	0.500	0.500	1	0.500	0.500	No. of DTC	1	0.500	0.500	1	0.500	0.500
No. of DDS	1	0.200	0.200	1	0.200	0.200	No. of DDS	1	0.200	0.200	1	0.200	0.200
No of TU	6	0.200	1.200	6	0.200	1.200	No of TU	8	0.200	1.600	8	0.200	1.600
No. of DMC	20	0.05	1.000	20	0.05	1.000	No. of DMC	18	0.05	0.900	18	0.05	0.900
			0.000			0.000				0.000			0.000
			0.000			0.000				0.000			0.000
			0.000			0.000				0.000			0.000
No. of Machine	25	0.04	1.000	25	0.04	1.000	No. of Machine	20	0.04	0.800	20	0.04	0.800
			0.000			0.000				0.000			0.000
No. of Str	1	0.515	0.515	1	0.515	0.515	No. of Str	1	0.515	0.515	1	0.515	0.515

National Health Mission, Assam

19-Fund allocated to Kamrup (Metro)							20-Fund allocated to Kamrup						
2024-25				2025-26			2024-25				2025-26		
Fresh approval				Fresh approval			Fresh approval				Fresh approval		
Mesure of quantity/ Target	Quantity/ Target	Avr. Unit Cost (In lakh)	Fin. Allocation (Rs. in lakh)	Quantity/ Target	Avr. Unit Cost (In lakh)	Fin. Allocation (Rs. in lakh)	Mesure of quantity/ Target	Quantity/ Target	Avr. Unit Cost (In lakh)	Fin. Allocation (Rs. in lakh)	Quantity / Target	Avr. Unit Cost (In lakh)	Fin. Allocation (Rs. in lakh)
			0.000			0.000				0.000			0.000
No. of items	3700	0.00238	8.806	3700	0.00238	8.806	No. of items	3300	0.00238	7.854	3300	0.00238	7.854
			0.000			0.000				0.000			0.000
			0.000			0.000				0.000			0.000
No. of Batches	1	2.36	2.360	1	2.36	2.360	No. of Batches	1	2.36	2.360	1	2.36	2.360
No of Participants	35	0.0055	0.193	35	0.006	0.193	No of Participants	65	0.0055	0.358	65	0.006	0.358
No of CHOs	37	0.01352	0.5002	37	0.0136	0.503	No of CHOs	250	0.01352	3.3800	250	0.0136	3.400
			0.000			0.000				0.000			0.000
			0.000			0.000				0.000			0.000
No. of Meeting	1	0.400	0.400	1	0.400	0.400	No. of Meeting	1	0.400	0.400	1	0.400	0.400
No. of workshop	1	0.680	0.680	1	0.680	0.680	No. of workshop	1	0.520	0.520	1	0.520	0.520
			0.000			0.000				0.000			0.000
			0.000			0.000				0.000			0.000
No. of Meeting	4	0.025	0.100	4	0.025	0.100	No. of Meeting	4	0.025	0.100	4	0.025	0.100

National Health Mission, Assam

19-Fund allocated to Kamrup (Metro)							20-Fund allocated to Kamrup						
2024-25				2025-26			2024-25				2025-26		
Fresh approval				Fresh approval			Fresh approval				Fresh approval		
Measure of quantity/ Target	Quantity/ Target	Avr. Unit Cost (In lakh)	Fin. Allocation (Rs. in lakh)	Quantity/ Target	Avr. Unit Cost (In lakh)	Fin. Allocation (Rs. in lakh)	Measure of quantity/ Target	Quantity/ Target	Avr. Unit Cost (In lakh)	Fin. Allocation (Rs. in lakh)	Quantity / Target	Avr. Unit Cost (In lakh)	Fin. Allocation (Rs. in lakh)
No. of Items	1	1.400	1.400	1	1.400	1.400	No. of Items	1	1.400	1.400	1	1.400	1.400
			0.000			0.000				0.000			0.000
			0.000			0.000				0.000			0.000
			0.000			0.000				0.000			0.000
No of Visit			0.000			0.000	No of Visit			0.000			0.000
No of Visit	8	0.6	4.800	8	0.600	4.800	No of Visit	10	0.6	6.000	10	0.600	6.000
Lumpsum	12	0.100	1.2000	12	0.100	1.200	Lumpsum	12	0.100	1.2000	12	0.100	1.200
0	5081	0.0805	124.5500	5081	0.0805	124.550	0	3405	0.0805	88.0900	3405	0.0805	88.090
No of Patient	4000	0.03	120.0000	4000	0.03	120.000	No of Patient	2821	0.03	84.6300	2821	0.03	84.630
No of Patient	81	0.05	4.0500	81	0.05	4.050	No of Patient	64	0.05	3.2000	64	0.05	3.200

National Health Mission, Assam

19-Fund allocated to Kamrup (Metro)							20-Fund allocated to Kamrup						
2024-25				2025-26			2024-25				2025-26		
Fresh approval				Fresh approval			Fresh approval				Fresh approval		
Measure of quantity/ Target	Quantity/ Target	Avr. Unit Cost (In lakh)	Fin. Allocation (Rs. in lakh)	Quantity/ Target	Avr. Unit Cost (In lakh)	Fin. Allocation (Rs. in lakh)	Measure of quantity/ Target	Quantity/ Target	Avr. Unit Cost (In lakh)	Fin. Allocation (Rs. in lakh)	Quantity / Target	Avr. Unit Cost (In lakh)	Fin. Allocation (Rs. in lakh)
No of Patient	1000	0.0005	0.5000	1000	0.0005	0.500	No of Patient	520	0.0005	0.2600	520	0.0005	0.260
0	1553	5.465	18.2000	1553	4.965	17.200	0	1009	1.715	6.7350	1009	1.715	6.735
No of Patient	850	0.005	4.2500	850	0.005	4.250	No of Patient	780	0.005	3.9000	780	0.005	3.900
No of Patient	210	0.005	1.0500	210	0.005	1.050	No of Patient	120	0.005	0.6000	120	0.005	0.600
No. of Scheme	2	5	10.0000	2	4.5	9.000	No. of Scheme	1	1.25	1.2500	1	1.25	1.250
No of Activity	1	0.45	0.4500	1	0.45	0.450	No of Activity	1	0.45	0.4500	1	0.45	0.450
No of Patient	490	0.005	2.4500	490	0.005	2.450	No of Patient	107	0.005	0.5350	107	0.005	0.535

National Health Mission, Assam

19-Fund allocated to Kamrup (Metro)							20-Fund allocated to Kamrup						
2024-25				2025-26			2024-25				2025-26		
Fresh approval				Fresh approval			Fresh approval				Fresh approval		
Measure of quantity/ Target	Quantity/ Target	Avr. Unit Cost (In lakh)	Fin. Allocation (Rs. in lakh)	Quantity/ Target	Avr. Unit Cost (In lakh)	Fin. Allocation (Rs. in lakh)	Measure of quantity/ Target	Quantity/ Target	Avr. Unit Cost (In lakh)	Fin. Allocation (Rs. in lakh)	Quantity / Target	Avr. Unit Cost (In lakh)	Fin. Allocation (Rs. in lakh)
0	1713	0.0551	25.0956	1713	0.0551	25.096	0	1513	0.0551	28.5258	1513	0.0551	28.526
No of Patient	913	0.025	22.8250	913	0.025	22.825	No of Patient	1086	0.025	27.1500	1086	0.025	27.150
No of Participants	6	0.0176	0.1056	6	0.0176	0.106	No of Participants	8	0.0176	0.1408	8	0.0176	0.141
No of Participants	24	0.01	0.2400	24	0.01	0.240	No of Participants	25	0.01	0.2500	25	0.01	0.250
No of Patients	770	0.0025	1.9250	770	0.0025	1.925	No of Patients	394	0.0025	0.9850	394	0.0025	0.985

National Health Mission, Assam

19-Fund allocated to Kamrup (Metro)							20-Fund allocated to Kamrup						
2024-25				2025-26			2024-25				2025-26		
Fresh approval				Fresh approval			Fresh approval				Fresh approval		
Measure of quantity/ Target	Quantity/ Target	Avr. Unit Cost (In lakh)	Fin. Allocation (Rs. in lakh)	Quantity/ Target	Avr. Unit Cost (In lakh)	Fin. Allocation (Rs. in lakh)	Measure of quantity/ Target	Quantity/ Target	Avr. Unit Cost (In lakh)	Fin. Allocation (Rs. in lakh)	Quantity / Target	Avr. Unit Cost (In lakh)	Fin. Allocation (Rs. in lakh)
	1309		3.500	1309		3.500		1743		4.600	1743		4.600
No of activity	109	0.030	3.2600	109	0.030	3.260	No of activity	143	0.03	4.2800	143	0.03	4.280
No. of poster	1200	0.0002	0.2400	1200	0.0002	0.240	No. of poster	1600	0	0.3200	1600	0.000	0.320
#VALUE!	3	3.312	3.812	3	3.312	3.812	#VALUE!	3	3.312	3.812	3	3.312	3.812
No of activity	2	0.5	1.000	2	0.5	1.000	No of activity	2	0.5	1.000	2	0.5	1.000
No of Batches	1	2.812	2.812	1	2.812	2.812	No of Batches	1	2.812	2.812	1	2.812	2.812

National Health Mission, Assam

19-Fund allocated to Kamrup (Metro)							20-Fund allocated to Kamrup						
2024-25			2025-26				2024-25			2025-26			
Fresh approval			Fresh approval				Fresh approval			Fresh approval			
Mesure of quantity/ Target	Quantity/ Target	Avr. Unit Cost (In lakh)	Fin. Allocation (Rs. in lakh)	Quantity/ Target	Avr. Unit Cost (In lakh)	Fin. Allocation (Rs. in lakh)	Mesure of quantity/ Target	Quantity/ Target	Avr. Unit Cost (In lakh)	Fin. Allocation (Rs. in lakh)	Quantity / Target	Avr. Unit Cost (In lakh)	Fin. Allocation (Rs. in lakh)
#VALUE!	138375	16.827	234.561	138375	16.327	233.564	#VALUE!	115797	12.167	183.569	115797	12.167	183.589
0	0	0	0	0	0	0	0	0	0	0	0	0	0
0	1	0.15	0.15	1	0.15	0.15	0	1	0.15	0.15	1	0.15	0.15

National Health Mission, Assam

19-Fund allocated to Kamrup (Metro)							20-Fund allocated to Kamrup						
2024-25				2025-26			2024-25				2025-26		
Fresh approval				Fresh approval			Fresh approval				Fresh approval		
Measure of quantity/ Target	Quantity/ Target	Avr. Unit Cost (In lakh)	Fin. Allocation (Rs. in lakh)	Quantity/ Target	Avr. Unit Cost (In lakh)	Fin. Allocation (Rs. in lakh)	Measure of quantity/ Target	Quantity/ Target	Avr. Unit Cost (In lakh)	Fin. Allocation (Rs. in lakh)	Quantity / Target	Avr. Unit Cost (In lakh)	Fin. Allocation (Rs. in lakh)
			0.00			0.00				0.00			0.00
			0.00			0.00				0.00			0.00
			358.62			351.39				277.48			272.32
In nos	3700	0.01	18.50	3700	0.01	18.50	0	0	0	0	0	0	0
In nos	4000	0.02	75.00	4500	0.02	75.00	In nos.	1000	0.02	15.00	1200	0.02	15.00
0.000	0	0	0	0	0	0	0.000	0	0	0	0	0	0
In nos.	20	0.002	0.40	20	0.002	0.40	In nos.	15	0.002	0.30	15	0.002	0.30
In nos.	25	0.075	1.88	25	0.075	1.88	0	0	0.00	0.00	0	0.00	0.00
In nos.	15	0.10	1.50	15	0.10	1.50	0	0	0.00	0.00	0	0.00	0.00
In nos.	240	0.01	2.40	240	0.01	2.40	0	0	0.00	0.00	0	0.00	0.00

National Health Mission, Assam

19-Fund allocated to Kamrup (Metro)							20-Fund allocated to Kamrup						
2024-25				2025-26			2024-25				2025-26		
Fresh approval				Fresh approval			Fresh approval				Fresh approval		
Measure of quantity/ Target	Quantity/ Target	Avr. Unit Cost (In lakh)	Fin. Allocation (Rs. in lakh)	Quantity/ Target	Avr. Unit Cost (In lakh)	Fin. Allocation (Rs. in lakh)	Measure of quantity/ Target	Quantity/ Target	Avr. Unit Cost (In lakh)	Fin. Allocation (Rs. in lakh)	Quantity / Target	Avr. Unit Cost (In lakh)	Fin. Allocation (Rs. in lakh)
In nos.	500	0.00	0.00	500	0.00	0.00	In nos.	800	0.00	0.00	800	0.00	0.00
In nos.	1800	0.00	0.00	1800	0.00	0.00	In nos.	1000	0.00	0.00	1000	0.00	0.00
0	0	0.00	0.00	0	0.00	0.00	0	0	0.00	0.00	0	0.00	0.00
0	0	0.00	0.00	0	0.00	0.00	0	0	0.00	0.00	0	0.00	0.00
0	1	0.50	0.50	1	0.50	0.50	0	1	0.40	0.40	1	0.40	0.40
	10301		100.18	10801		100.18		2816		15.70	3016		15.70
per district	1	3.84	3.84	1	3.84	3.84	per district	1	6.48	6.48	1	6.48	6.48
							per district	1.000	0.25	0.25			
per district	1	1.00	1.00	1	1.00	1.00	per district	1	1.00	1.00	1	1.00	1.00
per district	1	0.10	0.10	1	0.10	0.10	per district	1	0.10	0.10	1	0.10	0.10
per district	4.000	0.2655	1.062	5.000	0.2655	1.328	per district	4.000	0.2655	1.062	4.000	0.2655	1.062

National Health Mission, Assam

19-Fund allocated to Kamrup (Metro)							20-Fund allocated to Kamrup						
2024-25				2025-26			2024-25				2025-26		
Fresh approval				Fresh approval			Fresh approval				Fresh approval		
Mesure of quantity/ Target	Quantity/ Target	Avr. Unit Cost (In lakh)	Fin. Allocation (Rs. in lakh)	Quantity/ Target	Avr. Unit Cost (In lakh)	Fin. Allocation (Rs. in lakh)	Mesure of quantity/ Target	Quantity/ Target	Avr. Unit Cost (In lakh)	Fin. Allocation (Rs. in lakh)	Quantity / Target	Avr. Unit Cost (In lakh)	Fin. Allocation (Rs. in lakh)
per district	1	0.12	0.12	1	0.12	0.12	per district	1	0.12	0.12	1	0.12	0.12
per district	1	1.11	1.11	1	1.16	1.16	per district	1	1.892	1.89	1	1.94	1.94
per district	1	0.25	0.25	1	0.25	0.25	per district	1	0.25	0.25	1	0.25	0.25
	10		7.48	11		7.797		11		11.15	10		10.951
0	1.00	0.75	0.75	1	0.75	0.75	0	1.00	0.75	0.75	1	0.75	0.75
Per District	1	0.75	0.75	1	0.75	0.75	Per District	1	0.75	0.75	1	0.75	0.75

National Health Mission, Assam

19-Fund allocated to Kamrup (Metro)							20-Fund allocated to Kamrup						
2024-25				2025-26			2024-25				2025-26		
Fresh approval				Fresh approval			Fresh approval				Fresh approval		
Mesure of quantity/ Target	Quantity/ Target	Avr. Unit Cost (In lakh)	Fin. Allocation (Rs. in lakh)	Quantity/ Target	Avr. Unit Cost (In lakh)	Fin. Allocation (Rs. in lakh)	Mesure of quantity/ Target	Quantity/ Target	Avr. Unit Cost (In lakh)	Fin. Allocation (Rs. in lakh)	Quantity / Target	Avr. Unit Cost (In lakh)	Fin. Allocation (Rs. in lakh)
0	2.00	-	-	2	-	-	0	2.00	-	-	2	-	-
Per District	1	-	-	1	-	-	Per District	1	-	-	1	-	-
Per District	1	-	-	1	-	-	Per District	1	-	-	1	-	-
	3		0.75	3		0.75		3		0.75	3		0.75
Month wise	12	0.045	0.54	12	0.045	0.54	Month wise	12	0.045	0.54	12	0.045	0.54
Batchwise	1	0.25	0.25	1	0.25	0.25	Batchwise	1	0.25	0.25	1	0.25	0.25
Districtwise	1	1.00	1.00	1	1.00	1.00	Districtwise	1	1.00	1.00	1	1.00	1.00

National Health Mission, Assam

19-Fund allocated to Kamrup (Metro)							20-Fund allocated to Kamrup						
2024-25				2025-26			2024-25				2025-26		
Fresh approval				Fresh approval			Fresh approval				Fresh approval		
Measure of quantity/ Target	Quantity/ Target	Avr. Unit Cost (In lakh)	Fin. Allocation (Rs. in lakh)	Quantity/ Target	Avr. Unit Cost (In lakh)	Fin. Allocation (Rs. in lakh)	Measure of quantity/ Target	Quantity/ Target	Avr. Unit Cost (In lakh)	Fin. Allocation (Rs. in lakh)	Quantity / Target	Avr. Unit Cost (In lakh)	Fin. Allocation (Rs. in lakh)
College wise	4	0.05	0.20	4	0.05	0.20	College wise	4	0.05	0.20	4	0.05	0.20
Batchwise	1	0.25	0.25	1	0.25	0.25	Batchwise	1	0.25	0.25	1	0.25	0.25
District wise	0	0.25	0.00	0	0.25	0.00	District wise	0	0.25	0.00	0	0.25	0.00

National Health Mission, Assam

19-Fund allocated to Kamrup (Metro)							20-Fund allocated to Kamrup						
2024-25				2025-26			2024-25				2025-26		
Fresh approval				Fresh approval			Fresh approval				Fresh approval		
Measure of quantity/ Target	Quantity/ Target	Avr. Unit Cost (In lakh)	Fin. Allocation (Rs. in lakh)	Quantity/ Target	Avr. Unit Cost (In lakh)	Fin. Allocation (Rs. in lakh)	Measure of quantity/ Target	Quantity/ Target	Avr. Unit Cost (In lakh)	Fin. Allocation (Rs. in lakh)	Quantity / Target	Avr. Unit Cost (In lakh)	Fin. Allocation (Rs. in lakh)
Batchwise	1	0.25	0.25	1	0.25	0.25	Batchwise	1	0.25	0.25	1	0.25	0.25
No. of survey	0	0.20	0.00	0	0.20	0.00	No. of survey	0	0.20	0.00	0	0.20	0.00
	20		2.49	20		2.49		20		2.49	20		2.49
-	-	-	-	-	-	-	-	-	-	-	-	-	-
Per Unit	0	-	-	0	-	-	Per Unit	0	-	-	0	-	-
Per Unit	0	-	-	0	-	-	Per Unit	0	-	-	0	-	-
Per Unit	0	-	-	0	-	-	Per Unit	0	-	-	0	-	-
-	-	-	-	-	-	-	-	-	-	-	-	-	-
Per Unit	0	-	-	0	-	-	Per Unit	0	-	-	0	-	-
Per Unit	0	-	-	0	-	-	Per Unit	0	-	-	0	-	-
Per Unit	0	-	-	0	-	-	Per Unit	0	-	-	0	-	-

National Health Mission, Assam

19-Fund allocated to Kamrup (Metro)							20-Fund allocated to Kamrup						
2024-25				2025-26			2024-25				2025-26		
Fresh approval				Fresh approval			Fresh approval				Fresh approval		
Measure of quantity/ Target	Quantity/ Target	Avr. Unit Cost (In lakh)	Fin. Allocation (Rs. in lakh)	Quantity/ Target	Avr. Unit Cost (In lakh)	Fin. Allocation (Rs. in lakh)	Measure of quantity/ Target	Quantity/ Target	Avr. Unit Cost (In lakh)	Fin. Allocation (Rs. in lakh)	Quantity / Target	Avr. Unit Cost (In lakh)	Fin. Allocation (Rs. in lakh)
Per Unit	0	-	-	0	-	-	Per Unit	0	-	-	0	-	-
Per Unit	0	-	-	0	-	-	Per Unit	0	-	-	0	-	-
Per Unit	0	-	-	0	-	-	Per Unit	0	-	-	0	-	-
Per Unit	1	1.24	1.24	1	1.24	1.24	Per Unit	1	1.24	1.24	1	1.24	1.24
Per Unit	1	1.36	1.36	1	1.36	1.36	Per Unit	1	1.36	1.36	1	1.36	1.36
Per Unit	0	-	-	0	-	-	Per Unit	0	-	-	0	-	-
Per Unit	0	-	-	0	-	-	Per Unit	0	-	-	0	-	-
Per Unit	0	-	-	0	-	-	Per Unit	0	-	-	0	-	-
Per Unit	0	-	-	0	-	-	Per Unit	0	-	-	0	-	-
Per Unit	-	-	-	-	-	-	Per Unit	-	-	-	-	-	-
Per Unit	0	-	-	0	-	-	Per Unit	0	-	-	0	-	-

National Health Mission, Assam

19-Fund allocated to Kamrup (Metro)							20-Fund allocated to Kamrup						
2024-25				2025-26			2024-25				2025-26		
Fresh approval				Fresh approval			Fresh approval				Fresh approval		
Measure of quantity/ Target	Quantity/ Target	Avr. Unit Cost (In lakh)	Fin. Allocation (Rs. in lakh)	Quantity/ Target	Avr. Unit Cost (In lakh)	Fin. Allocation (Rs. in lakh)	Measure of quantity/ Target	Quantity/ Target	Avr. Unit Cost (In lakh)	Fin. Allocation (Rs. in lakh)	Quantity / Target	Avr. Unit Cost (In lakh)	Fin. Allocation (Rs. in lakh)
No of IEC materials	0	0.008	0.000	0	0.008	0.000	No of IEC materials	0	0.008	0.000	0	0.008	0.000
per District/State	0	0.344	0.000	0	0.344	0.000	per District/State	0	0.344	0.000	0	0.344	0.000
No of VHNSC	0	0.000	0.000	0	0.000	0.000	No of VHNSC	0	0.000	0.000	0	0.000	0.000
No. Of Batch	2	0.250	0.500	2	0.250	0.500	No. Of Batch	2	0.250	0.500	2	0.250	0.500

National Health Mission, Assam

19-Fund allocated to Kamrup (Metro)							20-Fund allocated to Kamrup						
2024-25				2025-26			2024-25				2025-26		
Fresh approval				Fresh approval			Fresh approval				Fresh approval		
Measure of quantity/ Target	Quantity/ Target	Avr. Unit Cost (In lakh)	Fin. Allocation (Rs. in lakh)	Quantity/ Target	Avr. Unit Cost (In lakh)	Fin. Allocation (Rs. in lakh)	Measure of quantity/ Target	Quantity/ Target	Avr. Unit Cost (In lakh)	Fin. Allocation (Rs. in lakh)	Quantity / Target	Avr. Unit Cost (In lakh)	Fin. Allocation (Rs. in lakh)
Per HI	0	0.000	0.000	0	0.000	0.000	Per HI	0	0.000	0.000	0	0.000	0.000
Per HI	0	0.000	0.000	0	0.000	0.000	Per HI	0	0.000	0.000	0	0.000	0.000
Per HI	0	0.000	0.000	0	0.000	0.000	Per HI	0	0.000	0.000	0	0.000	0.000
Per HI	0	0.000	0.000	0	0.000	0.000	Per HI	0	0.000	0.000	0	0.000	0.000
Per HI	0	0.000	0.000	0	0.000	0.000	Per HI	0	0.000	0.000	0	0.000	0.000

National Health Mission, Assam

19-Fund allocated to Kamrup (Metro)							20-Fund allocated to Kamrup						
2024-25				2025-26			2024-25				2025-26		
Fresh approval				Fresh approval			Fresh approval				Fresh approval		
Measure of quantity/ Target	Quantity/ Target	Avr. Unit Cost (In lakh)	Fin. Allocation (Rs. in lakh)	Quantity/ Target	Avr. Unit Cost (In lakh)	Fin. Allocation (Rs. in lakh)	Measure of quantity/ Target	Quantity/ Target	Avr. Unit Cost (In lakh)	Fin. Allocation (Rs. in lakh)	Quantity / Target	Avr. Unit Cost (In lakh)	Fin. Allocation (Rs. in lakh)
Pert Facility	0	0.000	0.000	0	0.000	0.000	Pert Facility	0	0.000	0.000	0	0.000	0.000
Pert Facility	0	0.000	0.000	0	0.000	0.000	Pert Facility	0	0.000	0.000	0	0.000	0.000
No of HF	0	0.100	0.000	0	0.100	0.000	No of HF	0	0.100	0.000	0	0.100	0.000
per equipment	0	2.500	0.000	0	2.500	0.000	per equipment	0	2.500	0.000	0	2.500	0.000
Per state & district	1	0.080	0.080	1	0.080	0.080	Per state & district	1	0.080	0.080	1	0.080	0.080
per workshop	0	0.000	0.000	0	0.000	0.000	per workshop	0	0.000	0.000	0	0.000	0.000

National Health Mission, Assam

19-Fund allocated to Kamrup (Metro)							20-Fund allocated to Kamrup						
2024-25				2025-26			2024-25				2025-26		
Fresh approval				Fresh approval			Fresh approval				Fresh approval		
Measure of quantity/ Target	Quantity/ Target	Avr. Unit Cost (In lakh)	Fin. Allocation (Rs. in lakh)	Quantity/ Target	Avr. Unit Cost (In lakh)	Fin. Allocation (Rs. in lakh)	Measure of quantity/ Target	Quantity/ Target	Avr. Unit Cost (In lakh)	Fin. Allocation (Rs. in lakh)	Quantity / Target	Avr. Unit Cost (In lakh)	Fin. Allocation (Rs. in lakh)
	100	0.060	6.000	100	0.060	6.000							
	42	0.080	3.360	42	0.080	3.360							
	20	0.1025	2.050	20	0.1025	2.050							
	1982	0.0025	4.955	1982	0.0025	4.955							

National Health Mission, Assam

19-Fund allocated to Kamrup (Metro)							20-Fund allocated to Kamrup						
2024-25				2025-26			2024-25				2025-26		
Fresh approval				Fresh approval			Fresh approval				Fresh approval		
Measure of quantity/ Target	Quantity/ Target	Avr. Unit Cost (In lakh)	Fin. Allocation (Rs. in lakh)	Quantity/ Target	Avr. Unit Cost (In lakh)	Fin. Allocation (Rs. in lakh)	Measure of quantity/ Target	Quantity/ Target	Avr. Unit Cost (In lakh)	Fin. Allocation (Rs. in lakh)	Quantity / Target	Avr. Unit Cost (In lakh)	Fin. Allocation (Rs. in lakh)
	17	1.750	29.750	18	1.750	31.500							
	19	1.000	19.000	18	1.000	18.000							
	2	5.000	10.000	2	5.000	10.000							
	265	0.050	13.250	265	0.050	13.250							
	137357		284.18	138312		289.20		6		0.15	6		0.15

National Health Mission, Assam

21-Fund allocated to Karbi Anglong							22-Fund allocated to Karimganj							
2024-25				2025-26			2024-25				2025-26			
Fresh approval				Fresh approval			Fresh approval				Fresh approval			
Mesure of quantity/ Target	Quantity/ Target	Avr. Unit Cost (In lakh)	Fin. Allocation (Rs. in lakh)	Quantity/ Target	Avr. Unit Cost (In lakh)	Fin. Allocation (Rs. in lakh)	Mesure of quantity/ Target	Quantity/ Target	Avr. Unit Cost (In lakh)	Fin. Allocation (Rs. in lakh)	Quantity/ Target	Avr. Unit Cost (In lakh)	Fin. Allocation (Rs. in lakh)	
	0	3398	0	1.70	3964	0	1.98	0	6682	0	3.34	7794	0	3.90
No. of VHSND session	3398	0.0005	1.70	3964	0.0005	1.98	No. of VHSND session	6682	0.0005	3.34	7794	0.0005	3.90	
			0.00			0.00				0.00			0.00	
	0		0.00	0	0	0.00		0		0.00	0	0	0.00	
	0	0	0.000	0	0.00	0.00		0	0	0.000	0	0.00	0.00	
	0	0	0.000	0	0.00	0.00		0	0	0.000	0	0.00	0.00	
	0	0	0.000	0	0.00	0.00		0	0	0.000	0	0.00	0.00	
	7915	62.66	171.97	7915	58.29	167.60		14827	116.89	321.08	14827	108.72	312.91	
No of Home Deliveries	89	0.005	0.45	89	0.005	0.45	No of Home Deliveries	200	0.005	1.00	200	0.005	1.00	
No of Institutional Deliveries (Rural)	7666	0.014	107.32	7666	0.014	107.32	No of Institutional Deliveries (Rural)	14246	0.014	199.44	14246	0.014	199.44	

National Health Mission, Assam

21-Fund allocated to Karbi Anglong							22-Fund allocated to Karimganj						
2024-25				2025-26			2024-25				2025-26		
Fresh approval				Fresh approval			Fresh approval				Fresh approval		
Measure of quantity/ Target	Quantity/ Target	Avr. Unit Cost (In lakh)	Fin. Allocation (Rs. in lakh)	Quantity/ Target	Avr. Unit Cost (In lakh)	Fin. Allocation (Rs. in lakh)	Measure of quantity/ Target	Quantity/ Target	Avr. Unit Cost (In lakh)	Fin. Allocation (Rs. in lakh)	Quantity/ Target	Avr. Unit Cost (In lakh)	Fin. Allocation (Rs. in lakh)
No of Istitutional Deliveires (Urban)	157	0.01	1.57	157	0.01	1.57	No of Istitutional Deliveires (Urban)	378	0.01	3.78	378	0.01	3.78
No of districts	1	0	0.00	1	0	0.00	No of districts	1	0	0.00	1	0	0.00
No of districts	1	58.260	58.26	1	58.260	58.26	No of districts	1	108.690	108.69	1	108.690	108.69
No of districts	1	4.37	4.37	1	0	0.00	No of districts	1	8.17	8.17	1	0	0.00
	19	114.66	114.76	20	68.55	68.65		520	208.78	212.14	544	132.71	136.22
No of districts	1	46.52	46.52	1	0	0.00	No of districts	1	76.26	76.26	1	0	0.00
No of complicated pregnancies	16	0.0065	0.10	17	0.0065	0.11	No of complicated pregnancies	517	0.0065	3.36	541	0.0065	3.52
No of districts	1	26.383	26.383	1	26.791	26.791	No of districts	1	36.675	36.675	1	36.859	36.859
No of districts	1	41.75	41.75	1	41.75	41.75	No of districts	1	95.84	95.84	1	95.84	95.84

National Health Mission, Assam

21-Fund allocated to Karbi Anglong							22-Fund allocated to Karimganj						
2024-25				2025-26			2024-25				2025-26		
Fresh approval				Fresh approval			Fresh approval				Fresh approval		
Mesure of quantity/ Target	Quantity/ Target	Avr. Unit Cost (In lakh)	Fin. Allocation (Rs. in lakh)	Quantity/ Target	Avr. Unit Cost (In lakh)	Fin. Allocation (Rs. in lakh)	Mesure of quantity/ Target	Quantity/ Target	Avr. Unit Cost (In lakh)	Fin. Allocation (Rs. in lakh)	Quantity/ Target	Avr. Unit Cost (In lakh)	Fin. Allocation (Rs. in lakh)
	9779	0.01	68.45	9779	0.01	68.453		18281	0.01	127.97	18281	0.01	127.967
No of Institutional Deliveries	9779	0.007	68.45	9779	0.007	68.45	No of Institutional Deliveries	18281	0.007	127.97	18281	0.007	127.97
	1	3.97	3.97	1	4.15	4.15		1	11.86	11.86	1	12.32	12.32
No of districts	1	3.97	3.97	1	4.15	4.15	No of districts	1	11.86	11.86	1	12.32	12.32
	10		0.25	10		0.25		12		0.27	12		0.27
			0.00			0.00				0.00			0.00
No of districts	1	0.12	0.12	1	0.12	0.12	No of districts	1	0.12	0.12	1	0.12	0.12
No of blocks	4	0.02	0.08	4	0.02	0.08	No of blocks	5	0.02	0.10	5	0.02	0.10
No of districts	1	0.05	0.05	1	0.05	0.05	No of districts	1	0.05	0.05	1	0.05	0.05
No of blocks	4	0	0.00	4	0	0.00	No of blocks	5	0	0.00	5	0	0.00
	0	0	0.00	0	0.00	0.00		0	0.00	0.00	0	0.00	0.00
No of regional institute	0	0	0.00	0	0	0.00	No of regional institute	0	0	0.00	0	0	0.00

National Health Mission, Assam

21-Fund allocated to Karbi Anglong							22-Fund allocated to Karimganj						
2024-25				2025-26			2024-25				2025-26		
Fresh approval				Fresh approval			Fresh approval				Fresh approval		
Measure of quantity/ Target	Quantity/ Target	Avr. Unit Cost (In lakh)	Fin. Allocation (Rs. in lakh)	Quantity/ Target	Avr. Unit Cost (In lakh)	Fin. Allocation (Rs. in lakh)	Measure of quantity/ Target	Quantity/ Target	Avr. Unit Cost (In lakh)	Fin. Allocation (Rs. in lakh)	Quantity/ Target	Avr. Unit Cost (In lakh)	Fin. Allocation (Rs. in lakh)
No of ME	0	0	0.00	0	0	0.00	No of ME	0	0	0.00	0	0	0.00
No of NPM	0	0	0.00	0	0	0.00	No of NPM	0	0	0.00	0	0	0.00
	7		0.46	7		0.46		12		0.26	12		0.26
no of activities	1	0.449	0.45	1	0.449	0.45	no of activities	1	0.236	0.24	1	0.236	0.24
no of claims	6	0.002	0.01	6	0.002	0.01	no of claims	11	0.002	0.02	11	0.002	0.02
			0.00			0.00				0.00			0.00
			0.00			0.00				0.00			0.00
	978		5.39	1020		6.85		1022		3.07	1065		3.63
No of cases	971	0.0015	1.46	1012	0.0015	1.52	No of cases	1018	0.0015	1.53	1060	0.0015	1.59
	0	0	0.00	0	0	0.00		0	0	0.00	0	0	0.00
	0	0	0.00	0	0	0.00		0	0	0.00	0	0	0.00
	0	0	0.00	0	0	0.00		0	0	0.00	0	0	0.00
	0	0	0.00	0	0	0.00		0	0	0.00	0	0	0.00
No of batch	2	1.396	2.79	3	1.396	4.19	No of batch	1	1.396	1.40	1	1.396	1.40
No of batch	2	0.502	1.00	2	0.502	1.00	No of batch	0	0.000	0.00	1	0.502	0.50

National Health Mission, Assam

21-Fund allocated to Karbi Anglong							22-Fund allocated to Karimganj						
2024-25				2025-26			2024-25				2025-26		
Fresh approval				Fresh approval			Fresh approval				Fresh approval		
Mesure of quantity/ Target	Quantity/ Target	Avr. Unit Cost (In lakh)	Fin. Allocation (Rs. in lakh)	Quantity/ Target	Avr. Unit Cost (In lakh)	Fin. Allocation (Rs. in lakh)	Mesure of quantity/ Target	Quantity/ Target	Avr. Unit Cost (In lakh)	Fin. Allocation (Rs. in lakh)	Quantity/ Target	Avr. Unit Cost (In lakh)	Fin. Allocation (Rs. in lakh)
0	0	0	0.00	0	0	0.00	0	0	0	0.00	0	0	0.00
No of meeting	1	0.072	0.07	1	0.072	0.07	No of meeting	1	0.072	0.07	1	0.072	0.07
No of meeting	2	0.036	0.07	2	0.036	0.07	No of meeting	2	0.036	0.07	2	0.036	0.07
			0.00			0.00				0.00			0.00
0	0	0	0.00	0	0	0.00	0	0	0	0.00	0	0	0.00
0	0	0	0.00	0	0	0.00	0	0	0	0.00	0	0	0.00
0	0	0	0.00	0	0	0.00	0	0	0	0.00	0	0	0.00
0	0	0	0.00	0	0	0.00	0	0	0	0.00	0	0	0.00
0	0	0	0.00	0	0	0.00	0	0	0	0.00	0	0	0.00
0	0	0	0.00	0	0	0.00	0	0	0	0.00	0	0	0.00
0	0	0.00	0.00	0	0.00	0.00	0	0	0.00	0.00	0	0.00	0.00
0	0	0.00	0.00	0	0.00	0.00	0	0	0.00	0.00	0	0.00	0.00
0	0	0.00	0.00	0	0.00	0.00	0	0	0.00	0.00	0	0.00	0.00

National Health Mission, Assam

21-Fund allocated to Karbi Anglong							22-Fund allocated to Karimganj						
2024-25				2025-26			2024-25				2025-26		
Fresh approval				Fresh approval			Fresh approval				Fresh approval		
Measure of quantity/ Target	Quantity/ Target	Avr. Unit Cost (In lakh)	Fin. Allocation (Rs. in lakh)	Quantity/ Target	Avr. Unit Cost (In lakh)	Fin. Allocation (Rs. in lakh)	Measure of quantity/ Target	Quantity/ Target	Avr. Unit Cost (In lakh)	Fin. Allocation (Rs. in lakh)	Quantity/ Target	Avr. Unit Cost (In lakh)	Fin. Allocation (Rs. in lakh)
	0	0.00	0.00	0	0.00	0.00	0	0	0.00	0.00	0	0.00	0.00
	0	0.00	0.00	0	0.00	0.00	0	0	0.00	0.00	0	0.00	0.00
	0	0.00	0.00	0	0.00	0.00	0	0	0.00	0.00	0	0.00	0.00
			0.00			0.00				0.00			0.00
	0	0.00	0.00	0	0.00	0.00	0	0	0.00	0.00	0	0.00	0.00
	0	0.00	0.00	0	0.00	0.00	0	0	0.00	0.00	0	0.00	0.00
	12		0.24	12		0.24	18		0.36	18		0.36	0.36
no of visits	12	0.02	0.24	12	0.02	0.24	no of visits	18	0.02	0.36	18	0.02	0.36
	0	0.00	0.00	0	0.00	0.00	0	0	0.00	0.00	0	0.00	0.00
	273		6.55	273		6.55	320		7.68	320		7.68	7.68
No of ANMs	273	0.024	6.55	273	0.024	6.55	No of ANMs	320	0.024	7.68	320	0.024	7.68
			0.00			0.00				0.00			0.00

National Health Mission, Assam

21-Fund allocated to Karbi Anglong							22-Fund allocated to Karimganj						
2024-25				2025-26			2024-25				2025-26		
Fresh approval				Fresh approval			Fresh approval				Fresh approval		
Measure of quantity/ Target	Quantity/ Target	Avr. Unit Cost (In lakh)	Fin. Allocation (Rs. in lakh)	Quantity/ Target	Avr. Unit Cost (In lakh)	Fin. Allocation (Rs. in lakh)	Measure of quantity/ Target	Quantity/ Target	Avr. Unit Cost (In lakh)	Fin. Allocation (Rs. in lakh)	Quantity/ Target	Avr. Unit Cost (In lakh)	Fin. Allocation (Rs. in lakh)
	9608		36.36	9994		34.07		19142		45.14	19779		41.78
no od claims	60	0.002	0.09	0	0.000	0.00	no of claims	200	0.002	0.30	0	0.000	0.00
no of claims	8899	0.002	13.35	9344	0.002	14.02	no of claims	16543	0.002	24.81	17370	0.002	26.06
no of claims	440	0.001	0.44	440	0.001	0.44	no of claims	1936	0.001	1.94	1936	0.001	1.94
			0.00			0.00				0.00			0.00
0	0	0.00	0.00	0	0.00	0.00	0	0	0.00	0.00	0	0.00	0.00
			0.00			0.00				0.00			0.00
			0.00			0.00				0.00			0.00
			0.00			0.00				0.00			0.00
			0.00			0.00				0.00			0.00
0	0	0.00	0.00	0	0.00	0.00	0	0	0.00	0.00	0	0.00	0.00
			0.00			0.00				0.00			0.00
			0.00			0.00				0.00			0.00

National Health Mission, Assam

21-Fund allocated to Karbi Anglong							22-Fund allocated to Karimganj						
2024-25				2025-26			2024-25				2025-26		
Fresh approval				Fresh approval			Fresh approval				Fresh approval		
Measure of quantity/ Target	Quantity/ Target	Avr. Unit Cost (In lakh)	Fin. Allocation (Rs. in lakh)	Quantity/ Target	Avr. Unit Cost (In lakh)	Fin. Allocation (Rs. in lakh)	Measure of quantity/ Target	Quantity/ Target	Avr. Unit Cost (In lakh)	Fin. Allocation (Rs. in lakh)	Quantity/ Target	Avr. Unit Cost (In lakh)	Fin. Allocation (Rs. in lakh)
0	0	0	0.00	0	0	0.00	0	0	0	0.00	0	0	0.00
No of batch	8	1.65	13.20	8	1.65	13.20	No of batch	6	1.65	9.90	6	1.65	9.90
0	0	0	0.00	0	0	0.00	0	0	0	0.00	0	0	0.00
No of batch	1	0.2904	0.29	1	0.2904	0.29	No of batch	1	0.2904	0.29	1	0.2904	0.29
No of batch	1	0.3564	0.36	1	0.3564	0.36	No of batch	1	0.3564	0.36	1	0.3564	0.36
No of batch	2	1.9415	3.88	2	1.9415	3.88	0	0	0.000	0.00	0	0.000	0.00
No of batch	2	0.6963	1.39	2	0.6963	1.39	No of batch	2	0.6963	1.39	3	0.6963	2.09
			0.00			0.00	No of batch	3	1.293	3.88	0	0.000	0.00
			0.00			0.00				0.00			0.00
			0.00			0.00				0.00			0.00
			0.00			0.00				0.00			0.00
			0.00			0.00				0.00			0.00
			0.00			0.00				0.00			0.00
no of cases	190	0.003	0.48	196	0.003	0.49	no of cases	448	0.003	1.12	462	0.003	1.16

National Health Mission, Assam

21-Fund allocated to Karbi Anglong							22-Fund allocated to Karimganj						
2024-25				2025-26			2024-25				2025-26		
Fresh approval				Fresh approval			Fresh approval				Fresh approval		
Measure of quantity/ Target	Quantity/ Target	Avr. Unit Cost (In lakh)	Fin. Allocation (Rs. in lakh)	Quantity/ Target	Avr. Unit Cost (In lakh)	Fin. Allocation (Rs. in lakh)	Measure of quantity/ Target	Quantity/ Target	Avr. Unit Cost (In lakh)	Fin. Allocation (Rs. in lakh)	Quantity/ Target	Avr. Unit Cost (In lakh)	Fin. Allocation (Rs. in lakh)
no of waiting home	5	0.576	2.88	0	0.000	0.00	no of waiting home	2	0.576	1.15	0	0.000	0.00
0	0	0.000	0.00	0	0.000	0.00	0	0	0.000	0.00	0	0.000	0.00
	156		25.96	76		15.08		280		38.08	0		0.00
			0.00			0.00				0.00			0.00
no of camps	73	0.112	8.19	73	0.112	8.19				0.00			0.00
			0.00			0.00				0.00			0.00
no of units	3	2.298	6.89	3	2.298	6.89				0.00			0.00
			0.00			0.00				0.00			0.00
			0.00			0.00				0.00			0.00
0	0	0.00	0.00	0	0.00	0.00	0	0	0.00	0.00	0	0.00	0.00
0	80	0.14	10.88	0	0.00	0.00	0	280	0.14	38.08	0	0.00	0.00
			436.07			374.34				771.24			647.29

National Health Mission, Assam

21-Fund allocated to Karbi Anglong							22-Fund allocated to Karimganj						
2024-25				2025-26			2024-25				2025-26		
Fresh approval				Fresh approval			Fresh approval				Fresh approval		
Measure of quantity/ Target	Quantity/ Target	Avr. Unit Cost (In lakh)	Fin. Allocation (Rs. in lakh)	Quantity/ Target	Avr. Unit Cost (In lakh)	Fin. Allocation (Rs. in lakh)	Measure of quantity/ Target	Quantity/ Target	Avr. Unit Cost (In lakh)	Fin. Allocation (Rs. in lakh)	Quantity/ Target	Avr. Unit Cost (In lakh)	Fin. Allocation (Rs. in lakh)
Clinics	50	0.00375	0.1875	50	0.00375	0.1875	Clinics	50	0.00375	0.1875	50	0.00375	0.1875
Lumpsum	1	0.3	0.3	1	0.3	0.3	Lumpsum	1	0.3	0.3	1	0.3	0.3
Number	1	0.5	0.5	1	0.5	0.5	Number	1	0.5	0.5	1	0.5	0.5
Lumpsum	1	0.5	0.5	0.000	0	0.000	Lumpsum	1	0.5	0.5	0.000	0	0.000
	53		1.4875	52		0.9875		53		1.4875	52		0.9875
	39		34.91	30		34.27		49		43.97	37		42.81
	8	4.2	33.60	8	4.2	33.60		10	4.2	42.00	10	4.2	42.00
	8	0.036	0.288	8.000	0.036	0.288		10	0.036	0.360	10.000	0.036	0.360
	8	0.023	0.184			0.00		10	0.023	0.230			0.00
			0.00			0.00				0.00			0.00

National Health Mission, Assam

21-Fund allocated to Karbi Anglong							22-Fund allocated to Karimganj						
2024-25				2025-26			2024-25				2025-26		
Fresh approval				Fresh approval			Fresh approval				Fresh approval		
Mesure of quantity/Target	Quantity/Target	Avr. Unit Cost (In lakh)	Fin. Allocation (Rs. in lakh)	Quantity/Target	Avr. Unit Cost (In lakh)	Fin. Allocation (Rs. in lakh)	Mesure of quantity/Target	Quantity/Target	Avr. Unit Cost (In lakh)	Fin. Allocation (Rs. in lakh)	Quantity/Target	Avr. Unit Cost (In lakh)	Fin. Allocation (Rs. in lakh)
1	1	0.462	0.46			0.00	2	2	0.463	0.93			0.00
			0.00			0.00				0.00			0.00
14	14	0.027	0.38	14	0.027	0.38	17	17	0.026	0.45	17	0.026	0.45
	148		2.200	150		2.913		81		3.140	83		3.853
0	0	0	0.00	0	0	0.00	0	0	0	0.00	0	0	0.00
140	140	0.010	1.40	140	0.010	1.40	70	70	0.010	0.70	70	0.010	0.70
			0.00			0.00	1	1	1.440	1.44	1	1.440	1.44
			0.00			0.00				0.00			0.00
			0.00			0.00				0.00			0.00
0	0	0.000	0.00	2	0.357	0.71				0.00	2	0.357	0.71
			0.00			0.00				0.00			0.00

National Health Mission, Assam

21-Fund allocated to Karbi Anglong							22-Fund allocated to Karimganj						
2024-25				2025-26			2024-25				2025-26		
Fresh approval				Fresh approval			Fresh approval				Fresh approval		
Mesure of quantity/ Target	Quantity/ Target	Avr. Unit Cost (In lakh)	Fin. Allocation (Rs. in lakh)	Quantity/ Target	Avr. Unit Cost (In lakh)	Fin. Allocation (Rs. in lakh)	Mesure of quantity/ Target	Quantity/ Target	Avr. Unit Cost (In lakh)	Fin. Allocation (Rs. in lakh)	Quantity/ Target	Avr. Unit Cost (In lakh)	Fin. Allocation (Rs. in lakh)
			0.00			0.00				0.00			0.00
			0.00			0.00				0.00			0.00
8	8	0.100	0.80	8	0.100	0.80	10	10	0.100	1.00	10	0.100	1.00
	187		37.11	180		37.18		130		47.11	120		46.66
	#####	26.712	54.602	#####	31.272	59.720		#####	63.832	130.503	27206.835	63.494	131.498
Nos	11157	0.0025	27.894	11381	0.0025	28.451	Nos	26669	0.0025	66.674	27203	0.0025	68.007
Nos	1	2.58	2.580	1	1.456	1.456	Nos						
Nos							Nos						
Nos	1	8.98	8.976	1	13.18	13.185	Nos	1	60.25	60.247	1	61.34	61.336
Nos							Nos						

National Health Mission, Assam

21-Fund allocated to Karbi Anglong							22-Fund allocated to Karimganj						
2024-25				2025-26			2024-25				2025-26		
Fresh approval				Fresh approval			Fresh approval				Fresh approval		
Measure of quantity/ Target	Quantity/ Target	Avr. Unit Cost (In lakh)	Fin. Allocation (Rs. in lakh)	Quantity/ Target	Avr. Unit Cost (In lakh)	Fin. Allocation (Rs. in lakh)	Measure of quantity/ Target	Quantity/ Target	Avr. Unit Cost (In lakh)	Fin. Allocation (Rs. in lakh)	Quantity/ Target	Avr. Unit Cost (In lakh)	Fin. Allocation (Rs. in lakh)
Nos	1	0.56	0.560	1	0.56	0.560	Nos	1	1.23	1.230	1	1.23	1.230
Nos							Nos						
Nos	1	0.144	0.144	1	0.173	0.173	Nos	1	0.907	0.907	1	0.925	0.925
Nos	1	14.45	14.450	1	15.895	15.895	Nos	1	1.445	1.445	1	0	0.000
Nos							Nos						
Nos							Nos						
	72	23.69975	32.549	72	23.69975	32.549		72	17.02158	22.287	70	16.52158	21.287
Nos	1	12	12.000	1	12	12.000	Nos	1.000	10	10.000	1.000	10	10.000
Nos	4	0.28	1.120	4	0.28	1.120	Nos	8	0.29	2.320	8	0.29	2.320
Nos	52	0.05	2.540	52	0.05	2.540	Nos	49	0.05	2.400	49	0.05	2.400
Nos	1	0.40	0.400	1	0.40	0.400	Nos	1	0.40	0.400	1	0.40	0.400
Nos							Nos						

National Health Mission, Assam

21-Fund allocated to Karbi Anglong							22-Fund allocated to Karimganj						
2024-25				2025-26			2024-25				2025-26		
Fresh approval				Fresh approval			Fresh approval				Fresh approval		
Measure of quantity/ Target	Quantity/ Target	Avr. Unit Cost (In lakh)	Fin. Allocation (Rs. in lakh)	Quantity/ Target	Avr. Unit Cost (In lakh)	Fin. Allocation (Rs. in lakh)	Measure of quantity/ Target	Quantity/ Target	Avr. Unit Cost (In lakh)	Fin. Allocation (Rs. in lakh)	Quantity/ Target	Avr. Unit Cost (In lakh)	Fin. Allocation (Rs. in lakh)
Nos							Nos						
Nos							Nos						
Nos							Nos						
Nos							Nos						
Nos of Batches	1	1.416	1.416	1	1.416	1.416	Nos of Batches	1	1.416	1.416	1	1.416	1.416
Nos of Batches	1	1.328	1.328	1	1.328	1.328	Nos of Batches	1	1.328	1.328	1	1.328	1.328

National Health Mission, Assam

21-Fund allocated to Karbi Anglong							22-Fund allocated to Karimganj						
2024-25				2025-26			2024-25				2025-26		
Fresh approval				Fresh approval			Fresh approval				Fresh approval		
Measure of quantity/ Target	Quantity/ Target	Avr. Unit Cost (In lakh)	Fin. Allocation (Rs. in lakh)	Quantity/ Target	Avr. Unit Cost (In lakh)	Fin. Allocation (Rs. in lakh)	Measure of quantity/ Target	Quantity/ Target	Avr. Unit Cost (In lakh)	Fin. Allocation (Rs. in lakh)	Quantity/ Target	Avr. Unit Cost (In lakh)	Fin. Allocation (Rs. in lakh)
Nos of Batches	1	1.304	1.304	1	1.304	1.304	Nos of Batches	1	1.304	1.304	1	1.304	1.304
Nos of Batches							Nos of Batches						
Nos of Batches	3	2.694	8.082	3	2.694	8.082	Nos of Batches						
Nos of Batches	1.000	2	2.240	1	2.24	2.240	Nos of Batches						
Nos of Batches							Nos of Batches						
Nos of Batches							Nos of Batches						
Nos							Nos						
Nos							Nos						
Nos	1	1.3624	1.362	1	1.3624	1.362	Nos	1	1.0556	1.056	1	1.0556	1.056
Nos							Nos						
Nos	1.000	0.20	0.200	1.000	0.20	0.200	Nos	1.000	0.20	0.200	1.000	0.20	0.200
Nos	4	0.0435	0.174	4	0.0435	0.174	Nos	5	0.096	0.480	5	0.096	0.480

National Health Mission, Assam

21-Fund allocated to Karbi Anglong							22-Fund allocated to Karimganj						
2024-25				2025-26			2024-25				2025-26		
Fresh approval				Fresh approval			Fresh approval				Fresh approval		
Measure of quantity/ Target	Quantity/ Target	Avr. Unit Cost (In lakh)	Fin. Allocation (Rs. in lakh)	Quantity/ Target	Avr. Unit Cost (In lakh)	Fin. Allocation (Rs. in lakh)	Measure of quantity/ Target	Quantity/ Target	Avr. Unit Cost (In lakh)	Fin. Allocation (Rs. in lakh)	Quantity/ Target	Avr. Unit Cost (In lakh)	Fin. Allocation (Rs. in lakh)
	1	0.76	0.760	1	0.76	0.760		1	1.2814	1.281	1	1.2814	1.281
	2	14.496	14.496	2	14.125	14.125		2	13.496	13.496	2	13.125	13.125
Nos	1	4.0	4.000	1	4	4.000	Nos	1	3.0	3.000	1	3	3.000
Nos							Nos						
Nos							Nos						
Nos	1	10.496	10.496	1	10.125	10.125	Nos	1	10.496	10.496	1	10.125	10.125
Nos							Nos						
	1	18	18.000	1	18	18.000		1	8	8.000	1	8	8.000

National Health Mission, Assam

21-Fund allocated to Karbi Anglong							22-Fund allocated to Karimganj						
2024-25				2025-26			2024-25				2025-26		
Fresh approval				Fresh approval			Fresh approval				Fresh approval		
Measure of quantity/ Target	Quantity/ Target	Avr. Unit Cost (In lakh)	Fin. Allocation (Rs. in lakh)	Quantity/ Target	Avr. Unit Cost (In lakh)	Fin. Allocation (Rs. in lakh)	Measure of quantity/ Target	Quantity/ Target	Avr. Unit Cost (In lakh)	Fin. Allocation (Rs. in lakh)	Quantity/ Target	Avr. Unit Cost (In lakh)	Fin. Allocation (Rs. in lakh)
Nos	1	18	18.000	1	18	18.000	Nos	1	8	8.000	1	8	8.000
	1	2.228	2.228	1	2.2275	2.228		1	2.58	2.580	1	2.58	2.580
Nos	1	2.228	2.228	1	2.228	2.228	Nos	1	2.58	2.580	1	2.58	2.580
	0	0	0.000	0	0	0.000		0	0	0.000	0	0	0.000
Nos							Nos						
	0	0	0	0	0	0		0	0	0	0	0	0
Nos							Nos						
	11256		130.210	11480		134.516		26766		185.879	27298		185.079
			135.44			135.47				153.89			154.34

National Health Mission, Assam

21-Fund allocated to Karbi Anglong							22-Fund allocated to Karimganj						
2024-25				2025-26			2024-25				2025-26		
Fresh approval				Fresh approval			Fresh approval				Fresh approval		
Mesure of quantity/ Target	Quantity/ Target	Avr. Unit Cost (In lakh)	Fin. Allocation (Rs. in lakh)	Quantity/ Target	Avr. Unit Cost (In lakh)	Fin. Allocation (Rs. in lakh)	Mesure of quantity/ Target	Quantity/ Target	Avr. Unit Cost (In lakh)	Fin. Allocation (Rs. in lakh)	Quantity/ Target	Avr. Unit Cost (In lakh)	Fin. Allocation (Rs. in lakh)
No. of DVS+RV S	1	12000.000	0.120	1	12000.000	0.120	No. of DVS+RV S	1	#####	0.120	1	12000.000	0.120
months	12	18000.000	2.160	12	18000.000	2.160	months	12	#####	2.160	12	18000.000	2.160
Urban Slum	297	625.000	1.856	297	625.000	1.856	Urban Slum	420	625.000	2.624	420	625.000	2.624
Underserved Session per Yr	24	2475.000	0.594	24	2475.000	0.594	Underserved Session per Yr	32	2475.000	0.792	32	2475.000	0.792
Expected Complete Imm, (upto 5 yrs)	15167	225.000	34.125	15183	225.000	34.162	Expected Complete Imm, (upto 5 yrs)	35144	225.000	79.075	35339	225.000	79.513

National Health Mission, Assam

21-Fund allocated to Karbi Anglong							22-Fund allocated to Karimganj						
2024-25				2025-26			2024-25				2025-26		
Fresh approval				Fresh approval			Fresh approval				Fresh approval		
Mesure of quantity/ Target	Quantity/ Target	Avr. Unit Cost (In lakh)	Fin. Allocation (Rs. in lakh)	Quantity/ Target	Avr. Unit Cost (In lakh)	Fin. Allocation (Rs. in lakh)	Mesure of quantity/ Target	Quantity/ Target	Avr. Unit Cost (In lakh)	Fin. Allocation (Rs. in lakh)	Quantity/ Target	Avr. Unit Cost (In lakh)	Fin. Allocation (Rs. in lakh)
No. of Batches	7	70934.000	5.130	7	70934.000	5.130	No. of Batches	8	#####	5.722	8	70934.000	5.722
BRIDGE Mtng Batch Number	11	18000.000	1.980	11	18000.000	1.980	BRIDGE Mtng Batch Number	23	#####	4.140	23	18000.000	4.140
RI/IMI Session Planned	446	900.000	4.011	446	900.000	4.011	RI/IMI Session Planned	405	900.000	3.648	405	900.000	3.648
Beneficiary Infant Target	15200	4.996	0.759	15200	4.992	0.759	Beneficiary Infant Target	36200	5.000	1.810	36300	4.998	1.814
Yearly No. of AVD (HtRA)	4788	200.000	9.576	4788	200.000	9.576	Yearly No. of AVD (HtRA)	1827	200.000	3.654	1827	200.000	3.654
Yearly No. of AVD for Very Hard to Reach Area	2010	450.000	9.045	2010	450.000	9.045	Yearly No. of AVD for Very Hard to Reach Area	513	450.000	2.309	513	450.000	2.309

National Health Mission, Assam

21-Fund allocated to Karbi Anglong							22-Fund allocated to Karimganj						
2024-25				2025-26			2024-25				2025-26		
Fresh approval				Fresh approval			Fresh approval				Fresh approval		
Measure of quantity/ Target	Quantity/ Target	Avr. Unit Cost (In lakh)	Fin. Allocation (Rs. in lakh)	Quantity/ Target	Avr. Unit Cost (In lakh)	Fin. Allocation (Rs. in lakh)	Measure of quantity/ Target	Quantity/ Target	Avr. Unit Cost (In lakh)	Fin. Allocation (Rs. in lakh)	Quantity/ Target	Avr. Unit Cost (In lakh)	Fin. Allocation (Rs. in lakh)
No. of Participants	27	600.000	0.160	27	600.000	0.160	No. of Participants	27	600.000	0.160	27	600.000	0.160
No. of Sub Centre & Plan. Unit	121	1200.000	1.452	121	1200.000	1.452	No. of Sub Centre & Plan. Unit	263	1200.000	3.156	263	1200.000	3.156
No. of Supervisory Visits planned yearly	927	384.280	3.564	927	384.280	3.564	No. of Supervisory Visits planned yearly	927	384.280	3.564	927	384.280	3.564
No. of PHC	5	18100.000	0.905	5	18100.000	0.905	No. of PHC	6	#####	0.920	6	15333.000	0.920
			9.64			9.64				19.64			19.64
No. of Beneficiary	94641	10.188	9.642	94641	10.188	9.642	No. of Beneficiary	179755	10.924	19.636	179755	10.924	19.636
	13		1.874	13		1.874		13		1.874	13		1.874

National Health Mission, Assam

21-Fund allocated to Karbi Anglong							22-Fund allocated to Karimganj						
2024-25				2025-26			2024-25				2025-26		
Fresh approval				Fresh approval			Fresh approval				Fresh approval		
Mesure of quantity/ Target	Quantity/ Target	Avr. Unit Cost (In lakh)	Fin. Allocation (Rs. in lakh)	Quantity/ Target	Avr. Unit Cost (In lakh)	Fin. Allocation (Rs. in lakh)	Mesure of quantity/ Target	Quantity/ Target	Avr. Unit Cost (In lakh)	Fin. Allocation (Rs. in lakh)	Quantity/ Target	Avr. Unit Cost (In lakh)	Fin. Allocation (Rs. in lakh)
	320		1.14	646		4.58		8337		34.52	7305		31.35
0.000	1368	#DIV/0!	26.917	1429	#DIV/0!	27.123	0.000	1667	#DIV/0!	29.874	1779	#DIV/0!	32.245
Nos of Camp	16	0.150	2.400	17	0.150	2.550	Nos of Camp	25	0.150	3.750	27	0.150	4.050
	799	0.027	21.863	848	0.027	23.163		971	0.025	24.446	1052	0.025	26.445
	552	0.002500	1.380	564	0.002500	1.410		671	0.002500	1.678	700	0.002500	1.750
	1	1.274	1.274		#DIV/0!				#DIV/0!			#DIV/0!	
		#DIV/0!			#DIV/0!				#DIV/0!			#DIV/0!	
		#DIV/0!			#DIV/0!				#DIV/0!			#DIV/0!	
		#DIV/0!			#DIV/0!				#DIV/0!			#DIV/0!	
		#DIV/0!			#DIV/0!				#DIV/0!			#DIV/0!	
		#DIV/0!			#DIV/0!				#DIV/0!			#DIV/0!	
		#DIV/0!			#DIV/0!				#DIV/0!			#DIV/0!	
		#DIV/0!			#DIV/0!				#DIV/0!			#DIV/0!	

National Health Mission, Assam

21-Fund allocated to Karbi Anglong							22-Fund allocated to Karimganj						
2024-25				2025-26			2024-25				2025-26		
Fresh approval				Fresh approval			Fresh approval				Fresh approval		
Mesure of quantity/ Target	Quantity/ Target	Avr. Unit Cost (In lakh)	Fin. Allocation (Rs. in lakh)	Quantity/ Target	Avr. Unit Cost (In lakh)	Fin. Allocation (Rs. in lakh)	Mesure of quantity/ Target	Quantity/ Target	Avr. Unit Cost (In lakh)	Fin. Allocation (Rs. in lakh)	Quantity/ Target	Avr. Unit Cost (In lakh)	Fin. Allocation (Rs. in lakh)
		#DIV/0!			#DIV/0!				#DIV/0!			#DIV/0!	
0.00	52	#DIV/0!	2.32	52	#DIV/0!	2.32	0.00	42	#DIV/0!	1.92	57	#DIV/0!	2.52
	2	0.160	0.320	2	0.160	0.320		2	0.160	0.320	2	0.160	0.320
	50	0.040	2.000	50	0.040	2.000		40	0.040	1.600	55	0.040	2.200
		#DIV/0!			#DIV/0!				#DIV/0!			#DIV/0!	
		#DIV/0!			#DIV/0!				#DIV/0!			#DIV/0!	
		#DIV/0!			#DIV/0!				#DIV/0!			#DIV/0!	
0.000	11139	#DIV/0!	18.982	11842	#DIV/0!	20.330	0.000	23746	#DIV/0!	38.799	24994	#DIV/0!	41.263
	14	0.050	0.700	17	0.050	0.850		22	0.050	1.100	31	0.050	1.550
	2172	0.0002	0.434	2262	0.0002	0.452		4105	0.0002	0.821	4276	0.0002	0.855
	4070	0.002	9.770	4274	0.002	10.260		9588	0.002	23.010	10067	0.002	24.160
	405	0.003	1.220	506	0.003	1.520		220	0.003	0.660	275	0.003	0.840
	4070	0.001	4.880	4274	0.001	5.130		9588	0.001	11.510	10067	0.001	12.080

National Health Mission, Assam

21-Fund allocated to Karbi Anglong							22-Fund allocated to Karimganj						
2024-25				2025-26			2024-25				2025-26		
Fresh approval				Fresh approval			Fresh approval				Fresh approval		
Mesure of quantity/ Target	Quantity/ Target	Avr. Unit Cost (In lakh)	Fin. Allocation (Rs. in lakh)	Quantity/ Target	Avr. Unit Cost (In lakh)	Fin. Allocation (Rs. in lakh)	Mesure of quantity/ Target	Quantity/ Target	Avr. Unit Cost (In lakh)	Fin. Allocation (Rs. in lakh)	Quantity/ Target	Avr. Unit Cost (In lakh)	Fin. Allocation (Rs. in lakh)
	405	0.002	0.610	506	0.001	0.750		220	0.002	0.330	275	0.001	0.410
		#DIV/0!			#DIV/0!				#DIV/0!			#DIV/0!	
		#DIV/0!			#DIV/0!				#DIV/0!			#DIV/0!	
	1	0.493	0.4925	1	0.493	0.4925		1	0.493	0.4925	1	0.493	0.4925
	2	0.438	0.875	2	0.438	0.875		2	0.438	0.875	2	0.438	0.875
		#DIV/0!			#DIV/0!				#DIV/0!			#DIV/0!	
		#DIV/0!			#DIV/0!				#DIV/0!			#DIV/0!	
		#DIV/0!			#DIV/0!				#DIV/0!			#DIV/0!	
0.000	10082	#DIV/0!	8.067	10182	#DIV/0!	8.147	0.000	20282	#DIV/0!	15.707	20462	#DIV/0!	15.847
	5040	0.000750	3.780	5090	0.000750	3.820		10140	0.000750	7.600	10230	0.000750	7.670
	5040	0.001	3.780	5090	0.001	3.820		10140	0.001	7.600	10230	0.001	7.670
		#DIV/0!			#DIV/0!				#DIV/0!			#DIV/0!	

National Health Mission, Assam

21-Fund allocated to Karbi Anglong							22-Fund allocated to Karimganj						
2024-25				2025-26			2024-25				2025-26		
Fresh approval				Fresh approval			Fresh approval				Fresh approval		
Measure of quantity/ Target	Quantity/ Target	Avr. Unit Cost (In lakh)	Fin. Allocation (Rs. in lakh)	Quantity/ Target	Avr. Unit Cost (In lakh)	Fin. Allocation (Rs. in lakh)	Measure of quantity/ Target	Quantity/ Target	Avr. Unit Cost (In lakh)	Fin. Allocation (Rs. in lakh)	Quantity/ Target	Avr. Unit Cost (In lakh)	Fin. Allocation (Rs. in lakh)
	1	0.174	0.1735	1	0.174	0.1735		1	0.174	0.1735	1	0.174	0.1735
	1	0.333	0.333	1	0.333	0.333		1	0.333	0.333	1	0.333	0.333
		#DIV/0!			#DIV/0!				#DIV/0!			#DIV/0!	
		#DIV/0!			#DIV/0!				#DIV/0!			#DIV/0!	
		#DIV/0!			#DIV/0!				#DIV/0!			#DIV/0!	
0.000	6076	#DIV/0!	21.906	6152	#DIV/0!	22.457	0.000	11288	#DIV/0!	37.852	11436	#DIV/0!	38.925
	768	0.001	0.77	806	0.001	0.81		1476	0.001	1.48	1550	0.001	1.55
	3800	0.001	3.800	3800	0.001	3.800		7100	0.001	7.100	7100	0.001	7.100
	739	0.005	3.550	739	0.005	3.550		1235	0.005	5.930	1235	0.005	5.930
	768	0.013500	10.368	806	0.013500	10.881		1476	0.013500	19.926	1550	0.013500	20.925
	1	3.420	3.420	1	3.420	3.420		1	3.420	3.420	1	3.420	3.420
		#DIV/0!			#DIV/0!				#DIV/0!			#DIV/0!	
		#DIV/0!			#DIV/0!				#DIV/0!			#DIV/0!	
		#DIV/0!			#DIV/0!				#DIV/0!			#DIV/0!	
0.000	0	#DIV/0!	0.000	0	#DIV/0!	0.000	0.000	0	#DIV/0!	0.000	0	#DIV/0!	0.000

National Health Mission, Assam

21-Fund allocated to Karbi Anglong							22-Fund allocated to Karimganj						
2024-25				2025-26			2024-25				2025-26		
Fresh approval				Fresh approval			Fresh approval				Fresh approval		
Mesure of quantity/ Target	Quantity/ Target	Avr. Unit Cost (In lakh)	Fin. Allocation (Rs. in lakh)	Quantity/ Target	Avr. Unit Cost (In lakh)	Fin. Allocation (Rs. in lakh)	Mesure of quantity/ Target	Quantity/ Target	Avr. Unit Cost (In lakh)	Fin. Allocation (Rs. in lakh)	Quantity/ Target	Avr. Unit Cost (In lakh)	Fin. Allocation (Rs. in lakh)
		#DIV/0!			#DIV/0!				#DIV/0!			#DIV/0!	
0.000	2	0.637	0.637	2	0.637	0.637	0.000	2	0.637	0.637	2	0.637	0.637
	1	0.295	0.295	1	0.295	0.295		1	0.295	0.295	1	0.295	0.295
	1	0.342	0.342	1	0.342	0.342		1	0.342	0.342	1	0.342	0.342
0.000	252	0.107	1.852	252	0.107	1.852	0.000	488	0.107	3.265	488	0.107	3.265
	4	0.020	0.08	4	0.020	0.08		5	0.020	0.10	5	0.020	0.10
	4	0.015	0.060	4	0.015	0.060		5	0.015	0.075	5	0.015	0.075
	4	0.030	0.12	4	0.030	0.12		5	0.030	0.15	5	0.030	0.15
	4	0.030	0.12	4	0.030	0.12		5	0.030	0.15	5	0.030	0.15
	118	0.006	0.758	118	0.006	0.758		234	0.006	1.374	234	0.006	1.374

National Health Mission, Assam

21-Fund allocated to Karbi Anglong							22-Fund allocated to Karimganj						
2024-25				2025-26			2024-25				2025-26		
Fresh approval				Fresh approval			Fresh approval				Fresh approval		
Measure of quantity/ Target	Quantity/ Target	Avr. Unit Cost (In lakh)	Fin. Allocation (Rs. in lakh)	Quantity/ Target	Avr. Unit Cost (In lakh)	Fin. Allocation (Rs. in lakh)	Measure of quantity/ Target	Quantity/ Target	Avr. Unit Cost (In lakh)	Fin. Allocation (Rs. in lakh)	Quantity/ Target	Avr. Unit Cost (In lakh)	Fin. Allocation (Rs. in lakh)
	118	0.006	0.714	118	0.006	0.714		234	0.006	1.416	234	0.006	1.416
0.000	1904	#DIV/0!	12.357	1791	#DIV/0!	12.088	0.000	4373	#DIV/0!	26.915	4229	#DIV/0!	26.953
	38	0.005	0.190	38	0.005	0.190		68	0.005	0.340	68	0.005	0.340
	96	0.005	0.480	96	0.005	0.480		120	0.005	0.600	120	0.005	0.600
	1111	0.005	5.560	1222	0.005	6.110		2882	0.005	14.400	3150	0.005	15.750
	340	0.010	3.400	353	0.010	3.530		690	0.010	6.900	746	0.010	7.460
		#DIV/0!			#DIV/0!				#DIV/0!			#DIV/0!	
	1	0.165	0.165	1	0.165	0.165		1	0.165	0.165	1	0.165	0.165
		#DIV/0!			#DIV/0!				#DIV/0!			#DIV/0!	
		#DIV/0!			#DIV/0!				#DIV/0!			#DIV/0!	
		#DIV/0!			#DIV/0!				#DIV/0!			#DIV/0!	
		#DIV/0!			#DIV/0!				#DIV/0!			#DIV/0!	

National Health Mission, Assam

21-Fund allocated to Karbi Anglong							22-Fund allocated to Karimganj						
2024-25				2025-26			2024-25				2025-26		
Fresh approval				Fresh approval			Fresh approval				Fresh approval		
Mesure of quantity/ Target	Quantity/ Target	Avr. Unit Cost (In lakh)	Fin. Allocation (Rs. in lakh)	Quantity/ Target	Avr. Unit Cost (In lakh)	Fin. Allocation (Rs. in lakh)	Mesure of quantity/ Target	Quantity/ Target	Avr. Unit Cost (In lakh)	Fin. Allocation (Rs. in lakh)	Quantity/ Target	Avr. Unit Cost (In lakh)	Fin. Allocation (Rs. in lakh)
	4	0.025	0.100	4	0.025	0.100		4	0.025	0.100	4	0.025	0.100
		#DIV/0!			#DIV/0!				#DIV/0!			#DIV/0!	
		#DIV/0!			#DIV/0!				#DIV/0!			#DIV/0!	
	236	0.004	0.944		#DIV/0!			468	0.004	1.872		#DIV/0!	
		#DIV/0!			#DIV/0!				#DIV/0!			#DIV/0!	
		#DIV/0!			#DIV/0!				#DIV/0!			#DIV/0!	
	1	0.423	0.4225	1	0.423	0.4225		1	0.423	0.4225	1	0.423	0.4225
	75	0.005	0.375	74	0.005	0.370		135	0.005	0.675	135	0.005	0.675
	2	0.360	0.720	2	0.360	0.720		4	0.360	1.440	4	0.360	1.440
		#DIV/0!			#DIV/0!				#DIV/0!			#DIV/0!	
		#DIV/0!			#DIV/0!				#DIV/0!			#DIV/0!	
		#DIV/0!			#DIV/0!				#DIV/0!			#DIV/0!	
		#DIV/0!			#DIV/0!				#DIV/0!			#DIV/0!	
		#DIV/0!			#DIV/0!				#DIV/0!			#DIV/0!	

National Health Mission, Assam

21-Fund allocated to Karbi Anglong							22-Fund allocated to Karimganj						
2024-25				2025-26			2024-25				2025-26		
Fresh approval				Fresh approval			Fresh approval				Fresh approval		
Measure of quantity/ Target	Quantity/ Target	Avr. Unit Cost (In lakh)	Fin. Allocation (Rs. in lakh)	Quantity/ Target	Avr. Unit Cost (In lakh)	Fin. Allocation (Rs. in lakh)	Measure of quantity/ Target	Quantity/ Target	Avr. Unit Cost (In lakh)	Fin. Allocation (Rs. in lakh)	Quantity/ Target	Avr. Unit Cost (In lakh)	Fin. Allocation (Rs. in lakh)
0	0	0	0	0	0	0	0	0	0	0	0	0	0
0	0	0	0	0	0	0	0	0	0	0	0	0	0
0	0	0	0	0	0	0	0	0	0	0	0	0	0
0	0	0	0	0	0	0	0	0	0	0	0	0	0
0	0	0	0	0	0	0	0	0	0	0	0	0	0
0	0	0	0	0	0	0	0	0	0	0	0	0	0
0.00	739.00	200.00	1.48	739.00	200.00	1.48	0.00	1235.00	200.00	2.47	1235.00	200.00	2.47
No of ASHA	739	200.000	1.48	739	200.000	1.48	No of ASHA	1235.000	200.000	2.47	1235.000	200.000	2.470
			0.00			0.00				0.00			0.00

National Health Mission, Assam

21-Fund allocated to Karbi Anglong							22-Fund allocated to Karimganj						
2024-25				2025-26			2024-25				2025-26		
Fresh approval				Fresh approval			Fresh approval				Fresh approval		
Measure of quantity/ Target	Quantity/ Target	Avr. Unit Cost (In lakh)	Fin. Allocation (Rs. in lakh)	Quantity/ Target	Avr. Unit Cost (In lakh)	Fin. Allocation (Rs. in lakh)	Measure of quantity/ Target	Quantity/ Target	Avr. Unit Cost (In lakh)	Fin. Allocation (Rs. in lakh)	Quantity/ Target	Avr. Unit Cost (In lakh)	Fin. Allocation (Rs. in lakh)
0.00	0.00	0.00	0.00	0.00	0.00	0.00	0.00	0.00	0.00	0.00	0.00	0.00	0.00
			0.0000			0.0000				0.0000			0.0000
0.00	739.00	400.00	2.96	739.00	400.00	2.96	0.00	1235.00	400.00	4.94	1235.00	400.00	4.94
			0.000			0.000				0.000			0.000
NO OF ASHA	739	400.000	2.956	739.000	400.000	2.96	NO OF ASHA	1235.000	400.000	4.940	1235.000	400.000	4.94
0.00	#####	62501.00	2.08	#####	62501.00	2.08	0.00	#####	#####	2.31	105318.00	126001.00	2.31
no of children	145863	1.000	1.459	145863	1.000	1.459	no of children	#####	1.000	1.053	105317.000	1.000	1.053
			0.000			0.000				0.000			0.000
			0.000			0.000				0.000			0.000

National Health Mission, Assam

21-Fund allocated to Karbi Anglong							22-Fund allocated to Karimganj						
2024-25				2025-26			2024-25				2025-26		
Fresh approval				Fresh approval			Fresh approval				Fresh approval		
Mesure of quantity/ Target	Quantity/ Target	Avr. Unit Cost (In lakh)	Fin. Allocation (Rs. in lakh)	Quantity/ Target	Avr. Unit Cost (In lakh)	Fin. Allocation (Rs. in lakh)	Mesure of quantity/ Target	Quantity/ Target	Avr. Unit Cost (In lakh)	Fin. Allocation (Rs. in lakh)	Quantity/ Target	Avr. Unit Cost (In lakh)	Fin. Allocation (Rs. in lakh)
			0.000			0.000				0.000			0.000
			0.000			0.000				0.000			0.000
no of district	1	62500.000	0.625	1	62500.000	0.625	no of district	1.000	#####	1.260	1.000	126000.000	1.260
0	1	32000	0.32	1	32000	0.32	0	1	32000	0.32	1	32000	0.32
no of district	1	32000.000	0.320	1	32000.000	0.320	no of district	1	#####	0.320	1	32000.000	0.320
			21.393			23.060				31.243			34.612
Per Month	739	0.003	2.217	739	0.003	2.217	0	0.000	0.000	0	0.000	0.000	0
0.000	0	0.000	0.000	0	0.000	0.000	0	0.000	0.000	0	0.000	0.000	0
0.000	0	0.000	0.000	0	0.000	0.000	0	0.000	0.000	0	0.000	0.000	0
0.000	0	0.000	0.000	0	0.000	0.000	0	0.000	0.000	0	0.000	0.000	0

National Health Mission, Assam

21-Fund allocated to Karbi Anglong							22-Fund allocated to Karimganj						
2024-25				2025-26			2024-25				2025-26		
Fresh approval				Fresh approval			Fresh approval				Fresh approval		
Measure of quantity/ Target	Quantity/ Target	Avr. Unit Cost (In lakh)	Fin. Allocation (Rs. in lakh)	Quantity/ Target	Avr. Unit Cost (In lakh)	Fin. Allocation (Rs. in lakh)	Measure of quantity/ Target	Quantity/ Target	Avr. Unit Cost (In lakh)	Fin. Allocation (Rs. in lakh)	Quantity/ Target	Avr. Unit Cost (In lakh)	Fin. Allocation (Rs. in lakh)
0	0	0	0	0	0	0	0	0	0	0	0	0	0
0	0	0	0	0	0	0	0	0	0	0	0	0	0
Per District	2.000	0.030	0.060	2.000	0.030	0.060	Per District	2.000	0.030	0.060	2.000	0.030	0.060
0	0	0	0	0	0	0	0	0	0	0	0	0	0
per block	4	0.360	1.440	4	0.360	1.440	per block	4	0.360	1.44000	4.00	0.36	1.44
Per District	2	0.780	1.560	2	0.780	1.560	Per District	1.000	0.960	0.96	1.000	0.960	0.96
0	0	0	0	0	0	0	0	0	0	0	0	0	0
0	18	9.5375	12.99	18	9.58	13.0325	0	13	4.305	5.665	13	4.3475	5.7075

National Health Mission, Assam

21-Fund allocated to Karbi Anglong							22-Fund allocated to Karimganj						
2024-25				2025-26			2024-25				2025-26		
Fresh approval				Fresh approval			Fresh approval				Fresh approval		
Measure of quantity/ Target	Quantity/ Target	Avr. Unit Cost (In lakh)	Fin. Allocation (Rs. in lakh)	Quantity/ Target	Avr. Unit Cost (In lakh)	Fin. Allocation (Rs. in lakh)	Measure of quantity/ Target	Quantity/ Target	Avr. Unit Cost (In lakh)	Fin. Allocation (Rs. in lakh)	Quantity/ Target	Avr. Unit Cost (In lakh)	Fin. Allocation (Rs. in lakh)
No. of MTS	3	0.02	0.06	3	0.02	0.06	No. of MTS	1	0.02	0.02	1	0.02	0.02
No. of Vehicle	1	0.60	0.60	1	0.65	0.65	No. of Vehicle	1	0.60	0.60	1	0.65	0.65
Month wise	12	0.10	1.20	12	0.10	1.20	Month wise	12	0.10	1.20	12	0.10	1.20
			15.5793			16.084				18.3026			18.759
case wise	5	0.003	0.02	5	0.003	0.02	case wise	4	0.003	0.01	4	0.003	0.01
Operational cost wise	7	0.375	2.625	7	0.375	2.625	Operational cost wise	5	0.375	1.875	5	0.375	1.875
In litres	300	0.0061	1.83	300	0.0061	1.83	In litres	200	0.0061	1.22	200	0.0061	1.22
Batchwise	2	0.35	0.70	2	0.35	0.70	Batchwise	2	0.35	0.70	2	0.35	0.70

National Health Mission, Assam

21-Fund allocated to Karbi Anglong							22-Fund allocated to Karimganj						
2024-25				2025-26			2024-25				2025-26		
Fresh approval				Fresh approval			Fresh approval				Fresh approval		
Mesure of quantity/ Target	Quantity/ Target	Avr. Unit Cost (In lakh)	Fin. Allocation (Rs. in lakh)	Quantity/ Target	Avr. Unit Cost (In lakh)	Fin. Allocation (Rs. in lakh)	Mesure of quantity/ Target	Quantity/ Target	Avr. Unit Cost (In lakh)	Fin. Allocation (Rs. in lakh)	Quantity/ Target	Avr. Unit Cost (In lakh)	Fin. Allocation (Rs. in lakh)
Districtwise	1	1.80	1.80	1	1.80	1.80	Districtwise	1	1.10	1.10	1	1.10	1.10
Districtwise	1	1.10	1.10	1	1.10	1.10	Districtwise	1	1.10	1.10	1	1.10	1.10
			8.520			8.520				4.700			4.700
Block wise	4	0.07500	0.300	4	0.07500	0.300	Block wise	5	0.07500	0.375	5	0.07500	0.375
District wise	1	0.50	0.50	1	0.50	0.50	District wise	1	0.50	0.50	1	0.50	0.50

National Health Mission, Assam

21-Fund allocated to Karbi Anglong							22-Fund allocated to Karimganj							
2024-25				2025-26			2024-25				2025-26			
Fresh approval				Fresh approval			Fresh approval				Fresh approval			
Measure of quantity/ Target	Quantity/ Target	Avr. Unit Cost (In lakh)	Fin. Allocation (Rs. in lakh)	Quantity/ Target	Avr. Unit Cost (In lakh)	Fin. Allocation (Rs. in lakh)	Measure of quantity/ Target	Quantity/ Target	Avr. Unit Cost (In lakh)	Fin. Allocation (Rs. in lakh)	Quantity/ Target	Avr. Unit Cost (In lakh)	Fin. Allocation (Rs. in lakh)	
District	1	0.20	0.20	1	0.20	0.20	District	1	0.20	0.20	1	0.20	0.20	
	0	723	16.334	16.897	673	16.334	16.847	0	616	30.694	31.177	564	30.694	31.1185
							Round	1	0.320	0.320		1	0.320	0.320
Camp	1	0.100	0.100	1	0.100	0.100	Camp	1	0.100	0.100		1	0.100	0.100
No. of case	10	0.0025	0.025	10	0.0025	0.025	No. of case	6	0.0025	0.015		5	0.0025	0.013

National Health Mission, Assam

21-Fund allocated to Karbi Anglong							22-Fund allocated to Karimganj						
2024-25				2025-26			2024-25				2025-26		
Fresh approval				Fresh approval			Fresh approval				Fresh approval		
Mesure of quantity/ Target	Quantity/ Target	Avr. Unit Cost (In lakh)	Fin. Allocation (Rs. in lakh)	Quantity/ Target	Avr. Unit Cost (In lakh)	Fin. Allocation (Rs. in lakh)	Mesure of quantity/ Target	Quantity/ Target	Avr. Unit Cost (In lakh)	Fin. Allocation (Rs. in lakh)	Quantity/ Target	Avr. Unit Cost (In lakh)	Fin. Allocation (Rs. in lakh)
No. of case	4	0.004	0.016	4	0.004	0.016	No. of case	2	0.004	0.008	2	0.004	0.008
No. of case	6	0.006	0.036	6	0.006	0.036	No. of case	4	0.006	0.024	3	0.006	0.018
No. of case	400	0.0005	0.200	400	0.0005	0.200	No. of case	300	0.0005	0.150	300	0.0005	0.150
No. of ASHA	300	0.001	0.300	250	0.001	0.250	No. of ASHA	300	0.001	0.300	250	0.001	0.250
District	1	0.100	0.100	1	0.100	0.100	District	1	0.050	0.050	1	0.050	0.050
Round	1	16.120	16.120	1	16.120	16.120	Round	1	30.210	30.210	1	30.210	30.210
0	48	0.007	0.156	48	0.007	0.156	0	32	0.007	0.104	32	0.007	0.104
Foot wear	12	0.004	0.048	12	0.004	0.048	Foot wear	8	0.004	0.032	8	0.004	0.032
No. of Kits	36	0.003	0.108	36	0.003	0.108	No. of Kits	24	0.003	0.072	24	0.003	0.072
0.00	7.00	1.69	2.56	7.00	1.69	2.56	0.00	7.00	1.69	2.56	7.00	1.69	2.56
No. of batch	3	0.43	1.300	3	0.43	1.300	No. of batch	3	0.43	1.300	3	0.43	1.300

National Health Mission, Assam

21-Fund allocated to Karbi Anglong							22-Fund allocated to Karimganj						
2024-25				2025-26			2024-25				2025-26		
Fresh approval				Fresh approval			Fresh approval				Fresh approval		
Mesure of quantity/ Target	Quantity/ Target	Avr. Unit Cost (In lakh)	Fin. Allocation (Rs. in lakh)	Quantity/ Target	Avr. Unit Cost (In lakh)	Fin. Allocation (Rs. in lakh)	Mesure of quantity/ Target	Quantity/ Target	Avr. Unit Cost (In lakh)	Fin. Allocation (Rs. in lakh)	Quantity/ Target	Avr. Unit Cost (In lakh)	Fin. Allocation (Rs. in lakh)
No. of District	1	0.200	0.200	1	0.200	0.200	No. of District	1	0.200	0.200	1	0.200	0.200
No. of District	1	0.100	0.100	1	0.100	0.100	No. of District	1	0.100	0.100	1	0.100	0.100
District	1	0.600	0.600	1	0.600	0.600	District	1	0.600	0.600	1	0.600	0.600
District	1	0.360	0.360	1	0.360	0.360	District	1	0.360	0.360	1	0.360	0.360
	778		19.613	728		19.563		655		33.841	603		33.783
0	55678	6.42175	32.279	55678	6.42183	32.285	0	84884	6.51675	33.607	84884	6.51683	33.615

National Health Mission, Assam

21-Fund allocated to Karbi Anglong							22-Fund allocated to Karimganj						
2024-25				2025-26			2024-25				2025-26		
Fresh approval				Fresh approval			Fresh approval				Fresh approval		
Measure of quantity/ Target	Quantity/ Target	Avr. Unit Cost (In lakh)	Fin. Allocation (Rs. in lakh)	Quantity/ Target	Avr. Unit Cost (In lakh)	Fin. Allocation (Rs. in lakh)	Measure of quantity/ Target	Quantity/ Target	Avr. Unit Cost (In lakh)	Fin. Allocation (Rs. in lakh)	Quantity/ Target	Avr. Unit Cost (In lakh)	Fin. Allocation (Rs. in lakh)
No. of Patient	600	0.01	6.000	600	0.01	6.000	No. of Patient	400	0.01	4.000	400	0.01	4.000
	3500	0.00025	0.875	3500	0.00025	0.875		3000	0.00025	0.750	3000	0.00025	0.750
	48700	0.00010	4.870	48700	0.00010	4.870		78600	0.00010	7.860	78600	0.00010	7.860
			0.000			0.000				0.000			0.000
			0.000			0.000				0.000			0.000
			0.000			0.000				0.000			0.000
No. of DTC	1	0.500	0.500	1	0.500	0.500	No. of DTC	1	0.500	0.500	1	0.500	0.500
No. of DDS	1	0.200	0.200	1	0.200	0.200	No. of DDS	1	0.200	0.200	1	0.200	0.200
No. of TU	4	0.200	0.800	4	0.200	0.800	No. of TU	5	0.200	1.000	5	0.200	1.000
No. of DMC	20	0.05	1.000	20	0.05	1.000	No. of DMC	12	0.05	0.600	12	0.05	0.600
			0.000			0.000				0.000			0.000
			0.000			0.000				0.000			0.000
			0.000			0.000				0.000			0.000
No. of Machine	20	0.04	0.800	20	0.04	0.800	No. of Machine	15	0.04	0.600	15	0.04	0.600
			0.000			0.000				0.000			0.000
No. of Str	1	0.515	0.515	1	0.515	0.515	No. of Str	1	0.515	0.515	1	0.515	0.515

National Health Mission, Assam

21-Fund allocated to Karbi Anglong							22-Fund allocated to Karimganj						
2024-25				2025-26			2024-25				2025-26		
Fresh approval				Fresh approval			Fresh approval				Fresh approval		
Measure of quantity/ Target	Quantity/ Target	Avr. Unit Cost (In lakh)	Fin. Allocation (Rs. in lakh)	Quantity/ Target	Avr. Unit Cost (In lakh)	Fin. Allocation (Rs. in lakh)	Measure of quantity/ Target	Quantity/ Target	Avr. Unit Cost (In lakh)	Fin. Allocation (Rs. in lakh)	Quantity/ Target	Avr. Unit Cost (In lakh)	Fin. Allocation (Rs. in lakh)
			0.000			0.000				0.000			0.000
No. of items	2700	0.00238	6.426	2700	0.00238	6.426	No. of items	2700	0.00238	6.426	2700	0.00238	6.426
			0.000			0.000				0.000			0.000
			0.000			0.000				0.000			0.000
No. of Batches	1	2.36	2.360	1	2.36	2.360	No. of Batches	1	2.36	2.360	1	2.36	2.360
No of Participants	25	0.0055	0.138	25	0.006	0.138	No of Participants	30	0.0055	0.165	30	0.006	0.165
No of CHOs	81	0.01352	1.0951	81	0.0136	1.102	No of CHOs	97	0.01352	1.3114	97	0.0136	1.319
			0.000			0.000				0.000			0.000
			0.000			0.000				0.000			0.000
No. of Meeting	1	0.400	0.400	1	0.400	0.400				0.000			0.000
			0.000			0.000	No. of workshop	1	0.520	0.520	1	0.520	0.520
			0.000			0.000				0.000			0.000
			0.000			0.000				0.000			0.000
No. of Meeting	4	0.025	0.100	4	0.025	0.100				0.000			0.000

National Health Mission, Assam

21-Fund allocated to Karbi Anglong							22-Fund allocated to Karimganj						
2024-25				2025-26			2024-25				2025-26		
Fresh approval				Fresh approval			Fresh approval				Fresh approval		
Measure of quantity/ Target	Quantity/ Target	Avr. Unit Cost (In lakh)	Fin. Allocation (Rs. in lakh)	Quantity/ Target	Avr. Unit Cost (In lakh)	Fin. Allocation (Rs. in lakh)	Measure of quantity/ Target	Quantity/ Target	Avr. Unit Cost (In lakh)	Fin. Allocation (Rs. in lakh)	Quantity/ Target	Avr. Unit Cost (In lakh)	Fin. Allocation (Rs. in lakh)
No. of Items	1	1.400	1.400	1	1.400	1.400	No. of Items	1	1.400	1.400	1	1.400	1.400
			0.000			0.000				0.000			0.000
			0.000			0.000				0.000			0.000
			0.000			0.000				0.000			0.000
No of Visit			0.000			0.000	No of Visit			0.000			0.000
No of Visit	6	0.6	3.600	6	0.600	3.600	No of Visit	7	0.6	4.200	7	0.600	4.200
Lumpsu m	12	0.100	1.2000	12	0.100	1.200	Lumpsu m	12	0.100	1.2000	12	0.100	1.200
0	1540	0.0805	38.150	1540	0.0805	38.150	0	1440	0.0805	35.520	1440	0.0805	35.520
No of Patient	1200	0.03	36.0000	1200	0.03	36.000	No of Patient	1131	0.03	33.9300	1131	0.03	33.930
No of Patient	40	0.05	2.0000	40	0.05	2.000	No of Patient	29	0.05	1.4500	29	0.05	1.450

National Health Mission, Assam

21-Fund allocated to Karbi Anglong							22-Fund allocated to Karimganj						
2024-25				2025-26			2024-25				2025-26		
Fresh approval				Fresh approval			Fresh approval				Fresh approval		
Measure of quantity/ Target	Quantity/ Target	Avr. Unit Cost (In lakh)	Fin. Allocation (Rs. in lakh)	Quantity/ Target	Avr. Unit Cost (In lakh)	Fin. Allocation (Rs. in lakh)	Measure of quantity/ Target	Quantity/ Target	Avr. Unit Cost (In lakh)	Fin. Allocation (Rs. in lakh)	Quantity/ Target	Avr. Unit Cost (In lakh)	Fin. Allocation (Rs. in lakh)
No of Patient	300	0.0005	0.1500	300	0.0005	0.150	No of Patient	280	0.0005	0.1400	280	0.0005	0.140
0	470	0.465	2.795	470	0.465	2.795	0	372	6.015	7.855	372	5.815	7.655
No of Patient	300	0.005	1.5000	300	0.005	1.500	No of Patient	170	0.005	0.8500	170	0.005	0.850
No of Patient	120	0.005	0.6000	120	0.005	0.600	No of Patient	90	0.005	0.4500	90	0.005	0.450
							No. of Scheme	1	6	6.0000	1	5.8	5.800
No of Activity	1	0.45	0.4500	1	0.45	0.450							
No of Patient	49	0.005	0.2450	49	0.005	0.245	No of Patient	111	0.005	0.5550	111	0.005	0.555

National Health Mission, Assam

21-Fund allocated to Karbi Anglong							22-Fund allocated to Karimganj						
2024-25				2025-26			2024-25				2025-26		
Fresh approval				Fresh approval			Fresh approval				Fresh approval		
Measure of quantity/ Target	Quantity/ Target	Avr. Unit Cost (In lakh)	Fin. Allocation (Rs. in lakh)	Quantity/ Target	Avr. Unit Cost (In lakh)	Fin. Allocation (Rs. in lakh)	Measure of quantity/ Target	Quantity/ Target	Avr. Unit Cost (In lakh)	Fin. Allocation (Rs. in lakh)	Quantity/ Target	Avr. Unit Cost (In lakh)	Fin. Allocation (Rs. in lakh)
0	702	0.0551	12.510	702	0.0551	12.510	0	1068	0.0551	21.608	1068	0.0551	21.608
No of Patient	472	0.025	11.8000	472	0.025	11.800	No of Patient	834	0.025	20.8500	834	0.025	20.850
No of Participants	4	0.0176	0.0704	4	0.0176	0.070	No of Participants	5	0.0176	0.0880	5	0.0176	0.088
No of Participants	10	0.01	0.1000	10	0.01	0.100	No of Participants	13	0.01	0.1300	13	0.01	0.130
No of Patients	216	0.0025	0.5400	216	0.0025	0.540	No of Patients	216	0.0025	0.5400	216	0.0025	0.540

National Health Mission, Assam

21-Fund allocated to Karbi Anglong							22-Fund allocated to Karimganj						
2024-25				2025-26			2024-25				2025-26		
Fresh approval				Fresh approval			Fresh approval				Fresh approval		
Measure of quantity/ Target	Quantity/ Target	Avr. Unit Cost (In lakh)	Fin. Allocation (Rs. in lakh)	Quantity/ Target	Avr. Unit Cost (In lakh)	Fin. Allocation (Rs. in lakh)	Measure of quantity/ Target	Quantity/ Target	Avr. Unit Cost (In lakh)	Fin. Allocation (Rs. in lakh)	Quantity/ Target	Avr. Unit Cost (In lakh)	Fin. Allocation (Rs. in lakh)
	1309		3.500	1309		3.500		1092		2.950	1092		2.950
No of activity	109	0.030	3.260	109	0.030	3.260	No of activity	92	0.030	2.750	92	0.030	2.750
No. of poster	1200	0.000	0.240	1200	0.000	0.240	No. of poster	1000	0.0002	0.200	1000	0.0002	0.200
#####	1223	3.320	12.962	1223	3.320	12.962	#VALUE!	3	3.312	3.812	3	3.312	3.812
No. of Patients	1220.0	0.0075	9.150	1220	0.0075	9.150							
No of activity	2	0.5	1.000	2	0.5	1.000	No of activity	2	0.5	1.000	2	0.5	1.000
No of Batches	1	2.812	2.812	1	2.812	2.812	No of Batches	1	2.812	2.812	1	2.812	2.812

National Health Mission, Assam

21-Fund allocated to Karbi Anglong							22-Fund allocated to Karimganj						
2024-25				2025-26			2024-25				2025-26		
Fresh approval				Fresh approval			Fresh approval				Fresh approval		
Measure of quantity/ Target	Quantity/ Target	Avr. Unit Cost (In lakh)	Fin. Allocation (Rs. in lakh)	Quantity/ Target	Avr. Unit Cost (In lakh)	Fin. Allocation (Rs. in lakh)	Measure of quantity/ Target	Quantity/ Target	Avr. Unit Cost (In lakh)	Fin. Allocation (Rs. in lakh)	Quantity/ Target	Avr. Unit Cost (In lakh)	Fin. Allocation (Rs. in lakh)
#####	61242	10.404	103.746	61242	10.404	103.753	#VALUE!	89234	16.042	107.277	89234	15.842	107.085
0	0	0	0	0	0	0	0	0	0	0	0	0	0
0	1	0.15	0.15	1	0.15	0.15	0	1	0.15	0.15	1	0.15	0.15

National Health Mission, Assam

21-Fund allocated to Karbi Anglong							22-Fund allocated to Karimganj						
2024-25				2025-26			2024-25				2025-26		
Fresh approval				Fresh approval			Fresh approval				Fresh approval		
Measure of quantity/ Target	Quantity/ Target	Avr. Unit Cost (In lakh)	Fin. Allocation (Rs. in lakh)	Quantity/ Target	Avr. Unit Cost (In lakh)	Fin. Allocation (Rs. in lakh)	Measure of quantity/ Target	Quantity/ Target	Avr. Unit Cost (In lakh)	Fin. Allocation (Rs. in lakh)	Quantity/ Target	Avr. Unit Cost (In lakh)	Fin. Allocation (Rs. in lakh)
per district	1.0000	0.1500	0.1500	1.0000	0.1500	0.1500	per district	1.0000	0.1500	0.1500	1.0000	0.1500	0.1500
0	1	0.12	0.12	1	0.12	0.12	0	1	0.12	0.12	1	0.12	0.12
Per TC	1	0.120	0.120	1	0.120	0.120	Per TC	1.000	0.120	0.12	1.000	0.120	0.12

National Health Mission, Assam

21-Fund allocated to Karbi Anglong							22-Fund allocated to Karimganj						
2024-25				2025-26			2024-25				2025-26		
Fresh approval				Fresh approval			Fresh approval				Fresh approval		
Measure of quantity/ Target	Quantity/ Target	Avr. Unit Cost (In lakh)	Fin. Allocation (Rs. in lakh)	Quantity/ Target	Avr. Unit Cost (In lakh)	Fin. Allocation (Rs. in lakh)	Measure of quantity/ Target	Quantity/ Target	Avr. Unit Cost (In lakh)	Fin. Allocation (Rs. in lakh)	Quantity/ Target	Avr. Unit Cost (In lakh)	Fin. Allocation (Rs. in lakh)
			0.00			0.00				0.00			0.00
			0.00			0.00				0.00			0.00
			171.47			169.97				178.32			177.57
In nos.	50	0.01	0.25	50	0.01	0.25	In nos.	1000	0.01	5.00	1000	0.01	5.00
In nos.	1200	0.02	18.00	1300	0.02	18.00	In nos.	500	0.02	7.50	600	0.02	7.50
0.000	0	0	0	0	0	0	0.000	0	0	0	0	0	0
0.000	0	0.000	0.000	0	0.00	0.00	0	0.000	0.000	0	0	0.00	0.00
0	0	0.00	0.00	0	0.00	0.00	0	0	0.00	0.00	0	0.00	0.00
0	0	0.00	0.00	0	0.00	0.00	0	0	0.00	0.00	0	0.00	0.00
0	0	0.00	0.00	0	0.00	0.00	0	0	0.00	0.00	0	0.00	0.00

National Health Mission, Assam

21-Fund allocated to Karbi Anglong							22-Fund allocated to Karimganj						
2024-25				2025-26			2024-25				2025-26		
Fresh approval				Fresh approval			Fresh approval				Fresh approval		
Measure of quantity/ Target	Quantity/ Target	Avr. Unit Cost (In lakh)	Fin. Allocation (Rs. in lakh)	Quantity/ Target	Avr. Unit Cost (In lakh)	Fin. Allocation (Rs. in lakh)	Measure of quantity/ Target	Quantity/ Target	Avr. Unit Cost (In lakh)	Fin. Allocation (Rs. in lakh)	Quantity/ Target	Avr. Unit Cost (In lakh)	Fin. Allocation (Rs. in lakh)
In nos.	1200	0.00	0.00	1200	0.00	0.00	In nos.	450	0.00	0.00	450	0.00	0.00
In nos.	2100	0.00	0.00	2100	0.00	0.00	In nos.	800	0.00	0.00	800	0.00	0.00
0	0	0.00	0.00	0	0.00	0.00	0	0	0.00	0.00	0	0.00	0.00
0	0	0.00	0.00	0	0.00	0.00	0	0	0.00	0.00	0	0.00	0.00
0	1	0.30	0.30	1	0.30	0.30	0	1	0.30	0.30	1	0.30	0.30
	4551		18.55	4651		18.55		2751		12.80	2851		12.80
per district	1	5.16	5.16	1	5.16	5.16	per district	1	5.10	5.10	1	5.10	5.10
per district	1	1.00	1.00	1	1.00	1.00	per district	1	1.00	1.00	1	1.00	1.00
per district	1	0.10	0.10	1	0.10	0.10	per district	1	0.10	0.10	1	0.10	0.10
per district	3	0.2655	0.797	4	0.2655	1.062	per district	3.000	0.2655	0.797	3	0.2655	0.797

National Health Mission, Assam

21-Fund allocated to Karbi Anglong							22-Fund allocated to Karimganj						
2024-25				2025-26			2024-25				2025-26		
Fresh approval				Fresh approval			Fresh approval				Fresh approval		
Measure of quantity/ Target	Quantity/ Target	Avr. Unit Cost (In lakh)	Fin. Allocation (Rs. in lakh)	Quantity/ Target	Avr. Unit Cost (In lakh)	Fin. Allocation (Rs. in lakh)	Measure of quantity/ Target	Quantity/ Target	Avr. Unit Cost (In lakh)	Fin. Allocation (Rs. in lakh)	Quantity/ Target	Avr. Unit Cost (In lakh)	Fin. Allocation (Rs. in lakh)
per district	1	0.12	0.12	1	0.12	0.12	per district	1	0.12	0.12	1	0.12	0.12
per district	1	0.9548	0.95	1	1.00	1.00	per district	1	1.111	1.11	1	1.16	1.16
per district	1	0.25	0.25	1	0.25	0.25	per district	1	0.25	0.25	1	0.25	0.25
	9		8.38	10		8.6956		9		8.48	9		8.526
0	1.00	0.75	0.75	1	0.75	0.75	0	1.00	0.75	0.75	1	0.75	0.75
Per District	1	0.75	0.75	1	0.75	0.75	Per District	1	0.75	0.75	1	0.75	0.75

National Health Mission, Assam

21-Fund allocated to Karbi Anglong							22-Fund allocated to Karimganj						
2024-25				2025-26			2024-25				2025-26		
Fresh approval				Fresh approval			Fresh approval				Fresh approval		
Mesure of quantity/ Target	Quantity/ Target	Avr. Unit Cost (In lakh)	Fin. Allocation (Rs. in lakh)	Quantity/ Target	Avr. Unit Cost (In lakh)	Fin. Allocation (Rs. in lakh)	Mesure of quantity/ Target	Quantity/ Target	Avr. Unit Cost (In lakh)	Fin. Allocation (Rs. in lakh)	Quantity/ Target	Avr. Unit Cost (In lakh)	Fin. Allocation (Rs. in lakh)
0	2.00	-	-	2	-	-	0	2.00	-	-	2	-	-
Per District	1	-	-	1	-	-	Per District	1	-	-	1	-	-
Per District	1	-	-	1	-	-	Per District	1	-	-	1	-	-
	3		0.75	3		0.75		3		0.75	3		0.75
Month wise	12	0.03	0.36	12	0.03	0.36	Month wise	12	0.03	0.36	12	0.03	0.36
Batchwise	1	0.25	0.25	1	0.25	0.25	Batchwise	1	0.25	0.25	1	0.25	0.25
Districtwise	1	0.75	0.75	1	0.75	0.75	Districtwise	1	0.75	0.75	1	0.75	0.75

National Health Mission, Assam

21-Fund allocated to Karbi Anglong							22-Fund allocated to Karimganj						
2024-25				2025-26			2024-25				2025-26		
Fresh approval				Fresh approval			Fresh approval				Fresh approval		
Mesure of quantity/ Target	Quantity/ Target	Avr. Unit Cost (In lakh)	Fin. Allocation (Rs. in lakh)	Quantity/ Target	Avr. Unit Cost (In lakh)	Fin. Allocation (Rs. in lakh)	Mesure of quantity/ Target	Quantity/ Target	Avr. Unit Cost (In lakh)	Fin. Allocation (Rs. in lakh)	Quantity/ Target	Avr. Unit Cost (In lakh)	Fin. Allocation (Rs. in lakh)
College wise	2	0.05	0.10	2	0.05	0.10	College wise	3	0.05	0.15	3	0.05	0.15
Batchwise	1	0.25	0.25	1	0.25	0.25	Batchwise	1	0.25	0.25	1	0.25	0.25
District wise	0	0.25	0.00	0	0.25	0.00	District wise	0	0.25	0.00	0	0.25	0.00

National Health Mission, Assam

21-Fund allocated to Karbi Anglong							22-Fund allocated to Karimganj						
2024-25				2025-26			2024-25				2025-26		
Fresh approval				Fresh approval			Fresh approval				Fresh approval		
Measure of quantity/ Target	Quantity/ Target	Avr. Unit Cost (In lakh)	Fin. Allocation (Rs. in lakh)	Quantity/ Target	Avr. Unit Cost (In lakh)	Fin. Allocation (Rs. in lakh)	Measure of quantity/ Target	Quantity/ Target	Avr. Unit Cost (In lakh)	Fin. Allocation (Rs. in lakh)	Quantity/ Target	Avr. Unit Cost (In lakh)	Fin. Allocation (Rs. in lakh)
Batchwise	1	0.25	0.25	1	0.25	0.25	Batchwise	1	0.25	0.25	1	0.25	0.25
No. of survey	0	0.20	0.00	0	0.20	0.00	No. of survey	0	0.20	0.00	0	0.20	0.00
	18		1.96	18		1.96		19		2.01	19		2.01
-	-	-	-	-	-	-	-	-	-	-	-	-	-
Per Unit	0	-	-	0	-	-	Per Unit	0	-	-	0	-	-
Per Unit	0	-	-	0	-	-	Per Unit	0	-	-	0	-	-
Per Unit	0	-	-	0	-	-	Per Unit	0	-	-	0	-	-
-	-	-	-	-	-	-	-	-	-	-	-	-	-
Per Unit	0	-	-	0	-	-	Per Unit	0	-	-	0	-	-
Per Unit	0	-	-	0	-	-	Per Unit	0	-	-	0	-	-
Per Unit	0	-	-	0	-	-	Per Unit	0	-	-	0	-	-

National Health Mission, Assam

21-Fund allocated to Karbi Anglong							22-Fund allocated to Karimganj						
2024-25				2025-26			2024-25				2025-26		
Fresh approval				Fresh approval			Fresh approval				Fresh approval		
Measure of quantity/ Target	Quantity/ Target	Avr. Unit Cost (In lakh)	Fin. Allocation (Rs. in lakh)	Quantity/ Target	Avr. Unit Cost (In lakh)	Fin. Allocation (Rs. in lakh)	Measure of quantity/ Target	Quantity/ Target	Avr. Unit Cost (In lakh)	Fin. Allocation (Rs. in lakh)	Quantity/ Target	Avr. Unit Cost (In lakh)	Fin. Allocation (Rs. in lakh)
Per Unit	0	-	-	0	-	-	Per Unit	0	-	-	0	-	-
Per Unit	0	-	-	0	-	-	Per Unit	0	-	-	0	-	-
Per Unit	0	-	-	0	-	-	Per Unit	0	-	-	0	-	-
Per Unit	1	1.24	1.24	1	1.24	1.24	Per Unit	1	1.24	1.24	1	1.24	1.24
Per Unit	1	1.36	1.36	1	1.36	1.36	Per Unit	1	1.36	1.36	1	1.36	1.36
Per Unit	0	-	-	0	-	-	Per Unit	0	-	-	0	-	-
Per Unit	0	-	-	0	-	-	Per Unit	0	-	-	0	-	-
Per Unit	0	-	-	0	-	-	Per Unit	0	-	-	0	-	-
Per Unit	0	-	-	0	-	-	Per Unit	0	-	-	0	-	-
Per Unit	-	-	-	-	-	-	Per Unit	-	-	-	-	-	-
Per Unit	0	-	-	0	-	-	Per Unit	0	-	-	0	-	-

National Health Mission, Assam

21-Fund allocated to Karbi Anglong							22-Fund allocated to Karimganj						
2024-25				2025-26			2024-25				2025-26		
Fresh approval				Fresh approval			Fresh approval				Fresh approval		
Measure of quantity/ Target	Quantity/ Target	Avr. Unit Cost (In lakh)	Fin. Allocation (Rs. in lakh)	Quantity/ Target	Avr. Unit Cost (In lakh)	Fin. Allocation (Rs. in lakh)	Measure of quantity/ Target	Quantity/ Target	Avr. Unit Cost (In lakh)	Fin. Allocation (Rs. in lakh)	Quantity/ Target	Avr. Unit Cost (In lakh)	Fin. Allocation (Rs. in lakh)
No of IEC materials	0	0.008	0.000	0	0.008	0.000	No of IEC materials	0	0.008	0.000	0	0.008	0.000
per District/State	0	0.344	0.000	0	0.344	0.000	per District/State	0	0.344	0.000	0	0.344	0.000
No of VHNSC	0	0.000	0.000	0	0.000	0.000	No of VHNSC	0	0.000	0.000	0	0.000	0.000
No. Of Batch	1	0.250	0.250	1	0.250	0.250	No. Of Batch	2	0.250	0.500	2	0.250	0.500

National Health Mission, Assam

21-Fund allocated to Karbi Anglong							22-Fund allocated to Karimganj						
2024-25				2025-26			2024-25				2025-26		
Fresh approval				Fresh approval			Fresh approval				Fresh approval		
Measure of quantity/ Target	Quantity/ Target	Avr. Unit Cost (In lakh)	Fin. Allocation (Rs. in lakh)	Quantity/ Target	Avr. Unit Cost (In lakh)	Fin. Allocation (Rs. in lakh)	Measure of quantity/ Target	Quantity/ Target	Avr. Unit Cost (In lakh)	Fin. Allocation (Rs. in lakh)	Quantity/ Target	Avr. Unit Cost (In lakh)	Fin. Allocation (Rs. in lakh)
Per HI	0	0.000	0.000	0	0.000	0.000	Per HI	0	0.000	0.000	0	0.000	0.000
Per HI	0	0.000	0.000	0	0.000	0.000	Per HI	0	0.000	0.000	0	0.000	0.000
Per HI	0	0.000	0.000	0	0.000	0.000	Per HI	0	0.000	0.000	0	0.000	0.000
Per HI	0	0.000	0.000	0	0.000	0.000	Per HI	0	0.000	0.000	0	0.000	0.000
Per HI	0	0.000	0.000	0	0.000	0.000	Per HI	0	0.000	0.000	0	0.000	0.000

National Health Mission, Assam

21-Fund allocated to Karbi Anglong							22-Fund allocated to Karimganj						
2024-25				2025-26			2024-25				2025-26		
Fresh approval				Fresh approval			Fresh approval				Fresh approval		
Measure of quantity/ Target	Quantity/ Target	Avr. Unit Cost (In lakh)	Fin. Allocation (Rs. in lakh)	Quantity/ Target	Avr. Unit Cost (In lakh)	Fin. Allocation (Rs. in lakh)	Measure of quantity/ Target	Quantity/ Target	Avr. Unit Cost (In lakh)	Fin. Allocation (Rs. in lakh)	Quantity/ Target	Avr. Unit Cost (In lakh)	Fin. Allocation (Rs. in lakh)
Pert Facility	0	0.000	0.000	0	0.000	0.000	Pert Facility	0	0.000	0.000	0	0.000	0.000
Pert Facility	0	0.000	0.000	0	0.000	0.000	Pert Facility	0	0.000	0.000	0	0.000	0.000
No of HF	0	0.100	0.000	0	0.100	0.000	No of HF	0	0.100	0.000	0	0.100	0.000
per equipment	0	2.500	0.000	0	2.500	0.000	per equipment	0	2.500	0.000	0	2.500	0.000
Per state & district	1	0.080	0.080	1	0.080	0.080	Per state & district	1	0.080	0.080	1	0.080	0.080
per workshop	0	0.000	0.000	0	0.000	0.000	per workshop	0	0.000	0.000	0	0.000	0.000

National Health Mission, Assam

21-Fund allocated to Karbi Anglong							22-Fund allocated to Karimganj						
2024-25				2025-26			2024-25				2025-26		
Fresh approval				Fresh approval			Fresh approval				Fresh approval		
Measure of quantity/ Target	Quantity/ Target	Avr. Unit Cost (In lakh)	Fin. Allocation (Rs. in lakh)	Quantity/ Target	Avr. Unit Cost (In lakh)	Fin. Allocation (Rs. in lakh)	Measure of quantity/ Target	Quantity/ Target	Avr. Unit Cost (In lakh)	Fin. Allocation (Rs. in lakh)	Quantity/ Target	Avr. Unit Cost (In lakh)	Fin. Allocation (Rs. in lakh)
	5	0.060	0.300	5	0.060	0.300		5	0.060	0.300	5	0.060	0.300
	2	0.080	0.160	2	0.080	0.160		2	0.080	0.160	2	0.080	0.160
	82	0.0025	0.205	82	0.0025	0.205		82	0.0025	0.205	82	0.0025	0.205

National Health Mission, Assam

21-Fund allocated to Karbi Anglong							22-Fund allocated to Karimganj						
2024-25				2025-26			2024-25				2025-26		
Fresh approval				Fresh approval			Fresh approval				Fresh approval		
Measure of quantity/ Target	Quantity/ Target	Avr. Unit Cost (In lakh)	Fin. Allocation (Rs. in lakh)	Quantity/ Target	Avr. Unit Cost (In lakh)	Fin. Allocation (Rs. in lakh)	Measure of quantity/ Target	Quantity/ Target	Avr. Unit Cost (In lakh)	Fin. Allocation (Rs. in lakh)	Quantity/ Target	Avr. Unit Cost (In lakh)	Fin. Allocation (Rs. in lakh)
	1	1.000	1.000	1	1.000	1.000		1	1.000	1.000	1	1.000	1.000
	33	0.050	1.650	33	0.050	1.650		9	0.050	0.450	9	0.050	0.450
	9891		15.72	10085		15.76		12271		15.06	12513		15.11

National Health Mission, Assam

23-Fund allocated to Kokrajhar							24-Fund allocated to Lakhimpur						
2024-25			2025-26				2024-25			2025-26			
Fresh approval			Fresh approval				Fresh approval			Fresh approval			
Mesure of quantity/ Target	Quantity/ Target	Avr. Unit Cost (In lakh)	Fin. Allocation (Rs. in lakh)	Quantity/ Target	Avr. Unit Cost (In lakh)	Fin. Allocation (Rs. in lakh)	Mesure of quantity/ Target	Quantity/ Target	Avr. Unit Cost (In lakh)	Fin. Allocation (Rs. in lakh)	Quantity/ Target	Avr. Unit Cost (In lakh)	Fin. Allocation (Rs. in lakh)
0	4666	0	2.33	5442	0	2.72	0	4320	0	2.16	5039	0	2.52
No. of VHSND session	4666	0.0005	2.33	5442	0.0005	2.72	No. of VHSND session	4320	0.0005	2.16	5039	0.0005	2.52
			0.00			0.00				0.00			0.00
	0		0.00	0	0	0.00		0		0.00	0	0	0.00
	0	0.000	0.00	0	0.00	0.00		0	0.000	0.00	0	0.00	0.00
	0	0.000	0.00	0	0.00	0.00		0	0.000	0.00	0	0.00	0.00
	0	0.000	0.00	0	0.00	0.00		0	0.000	0.00	0	0.00	0.00
	10799	86.99	236.42	10799	79.81	229.24		11017	89.79	243.84	11017	82.44	236.49
No of Home Deliveries	44	0.005	0.22	44	0.005	0.22	No of Home Deliveries	2	0.005	0.01	2	0.005	0.01
No of Istitutional Deliveires (Rural)	10430	0.014	146.02	10430	0.014	146.02	No of Istitutional Deliveires (Rural)	10988	0.014	153.83	10988	0.014	153.83

National Health Mission, Assam

23-Fund allocated to Kokrajhar							24-Fund allocated to Lakhimpur						
2024-25				2025-26			2024-25				2025-26		
Fresh approval				Fresh approval			Fresh approval				Fresh approval		
Mesure of quantity/ Target	Quantity/ Target	Avr. Unit Cost (In lakh)	Fin. Allocation (Rs. in lakh)	Quantity/ Target	Avr. Unit Cost (In lakh)	Fin. Allocation (Rs. in lakh)	Mesure of quantity/ Target	Quantity/ Target	Avr. Unit Cost (In lakh)	Fin. Allocation (Rs. in lakh)	Quantity/ Target	Avr. Unit Cost (In lakh)	Fin. Allocation (Rs. in lakh)
No of Istitutional Deliveires (Urban)	322	0.01	3.22	322	0.01	3.22	No of Istitutional Deliveires (Urban)	24	0.01	0.24	24	0.01	0.24
No of districts	1	1.2	1.20	1	0	0.00	No of districts	1	1.2	1.20	1	0	0.00
No of Districts	1	79.780	79.78	1	79.780	79.78	No of districts	1	82.410	82.41	1	82.410	82.41
No of districts	1	5.98	5.98	1	0	0.00	No of districts	1	6.15	6.15	1	0	0.00
	93	150.80	151.38	98	86.54	87.15		324	162.35	164.43	340	96.22	98.40
No of districts	1	64.91	64.91	1	0	0.00	No of districts	1	66.83	66.83	1	0	0.00
No of complicat ed pregnanci es	90	0.0065	0.59	95	0.0065	0.62	No of complicat ed pregnanci es	321	0.0065	2.09	337	0.0065	2.19
No of districts	1	39.741	39.741	1	40.397	40.397	No of districts	1	41.698	41.698	1	42.394	42.394
No of districts	1	46.14	46.14	1	46.14	46.14	No of districts	1	53.82	53.82	1	53.82	53.82

National Health Mission, Assam

23-Fund allocated to Kokrajhar							24-Fund allocated to Lakhimpur						
2024-25				2025-26			2024-25				2025-26		
Fresh approval				Fresh approval			Fresh approval				Fresh approval		
Mesure of quantity/ Target	Quantity/ Target	Avr. Unit Cost (In lakh)	Fin. Allocation (Rs. in lakh)	Quantity/ Target	Avr. Unit Cost (In lakh)	Fin. Allocation (Rs. in lakh)	Mesure of quantity/ Target	Quantity/ Target	Avr. Unit Cost (In lakh)	Fin. Allocation (Rs. in lakh)	Quantity/ Target	Avr. Unit Cost (In lakh)	Fin. Allocation (Rs. in lakh)
	13440	0.01	94.08	13440	0.01	94.080		13735	0.01	96.15	13735	0.01	96.145
No of Institutional Deliveries	13440	0.007	94.08	13440	0.007	94.08	No of Institutional Deliveries	13735	0.007	96.15	13735	0.007	96.15
	1	3.20	3.20	1	3.34	3.34		1	2.69	2.69	1	2.80	2.80
No of districts	1	3.20	3.20	1	3.34	3.34	No of districts	1	2.69	2.69	1	2.80	2.80
	10		0.25	10		0.25		14		0.29	14		0.29
			0.00			0.00				0.00			0.00
No of districts	1	0.12	0.12	1	0.12	0.12	No of districts	1	0.12	0.12	1	0.12	0.12
No of blocks	4	0.02	0.08	4	0.02	0.08	No of blocks	6	0.02	0.12	6	0.02	0.12
No of districts	1	0.05	0.05	1	0.05	0.05	No of districts	1	0.05	0.05	1	0.05	0.05
No of blocks	4	0	0.00	4	0	0.00	No of blocks	6	0	0.00	6	0	0.00
	0.00	0	0.00	0	0.00	0.00		0	0	0.00	0	0.00	0.00
No of regional institute	0	0	0.00	0	0	0.00	No of regional institute	0	0	0.00	0	0	0.00

National Health Mission, Assam

23-Fund allocated to Kokrajhar							24-Fund allocated to Lakhimpur						
2024-25				2025-26			2024-25				2025-26		
Fresh approval				Fresh approval			Fresh approval				Fresh approval		
Measure of quantity/ Target	Quantity/ Target	Avr. Unit Cost (In lakh)	Fin. Allocation (Rs. in lakh)	Quantity/ Target	Avr. Unit Cost (In lakh)	Fin. Allocation (Rs. in lakh)	Measure of quantity/ Target	Quantity/ Target	Avr. Unit Cost (In lakh)	Fin. Allocation (Rs. in lakh)	Quantity/ Target	Avr. Unit Cost (In lakh)	Fin. Allocation (Rs. in lakh)
No of ME	0	0	0.00	0	0	0.00	No of ME	0	0	0.00	0	0	0.00
No of NPM	0	0	0.00	0	0	0.00	No of NPM	0	0	0.00	0	0	0.00
	12		0.50	12		0.50		7		0.46	7		0.46
no of activities	1	0	0.48	1	0.481	0.48	no of activities	1	0	0.45	1	0.449	0.45
no of claims	11	0	0.02	11	0	0.02	no of claims	6	0	0.01	6	0	0.01
			0.00			0.00				0.00			0.00
			0.00			0.00				0.00			0.00
	1362		5.47	1418		5.55		2547		7.25	2654		13.41
No of cases	1356	0.0015	2.03	1412	0.0015	2.12	No of cases	2541	0.0015	3.81	2647	0.0015	3.97
	0	0	0.00	0	0	0.00		0	0	0.00	0	0	0.00
	0	0	0.00	0	0	0.00		0	0	0.00	0	0	0.00
	0	0	0.00	0	0	0.00		0	0	0.00	0	0	0.00
	0	0	0.00	0	0	0.00		0	0	0.00	0	0	0.00
No of batch	2	1.396	2.79	2	1.396	2.79	No of batch	2	1.396	2.79	2	1.396	2.79
No of batch	1	0.502	0.50	1	0.502	0.50	No of batch	1	0.502	0.50	1	0.502	0.50

National Health Mission, Assam

23-Fund allocated to Kokrajhar							24-Fund allocated to Lakhimpur						
2024-25				2025-26			2024-25				2025-26		
Fresh approval				Fresh approval			Fresh approval				Fresh approval		
Measure of quantity/ Target	Quantity/ Target	Avr. Unit Cost (In lakh)	Fin. Allocation (Rs. in lakh)	Quantity/ Target	Avr. Unit Cost (In lakh)	Fin. Allocation (Rs. in lakh)	Measure of quantity/ Target	Quantity/ Target	Avr. Unit Cost (In lakh)	Fin. Allocation (Rs. in lakh)	Quantity/ Target	Avr. Unit Cost (In lakh)	Fin. Allocation (Rs. in lakh)
0	0	0	0.00	0	0	0.00	0	0	0	0.00	0	0	0.00
No of meeting	1	0.072	0.07	1	0.072	0.07	No of meeting	1	0.072	0.07	1	0.072	0.07
No of meeting	2	0	0.07	2	0.036	0.07	No of meeting	2	0	0.07	2	0.036	0.07
			0.00			0.00				0.00			0.00
0	0	0	0.00	0	0	0.00	0	0	0	0.00	0	0	0.00
0	0	0	0.00	0	0	0.00	0	0	0	0.00	0	0	0.00
0	0	0	0.00	0	0	0.00	0	0	0	0.00	0	0	0.00
0	0	0	0.00	0	0	0.00	0	0	0	0.00	0	0	0.00
0	0	0	0.00	0	0	0.00	0	0	0	0.00	0	0	0.00
0	0	0	0.00	0	0	0.00	No of facility	0	0	0.00	1	6	6.00
0	0	0	0.00	0	0	0.00	0	0	0	0.00	0	0	0.00
0	0	0.00	0.00	0	0.00	0.00	0	0	0.00	0.00	0	0.00	0.00
0	0	0.00	0.00	0	0.00	0.00	0	0	0.00	0.00	0	0.00	0.00
0	0	0.00	0.00	0	0.00	0.00	0	0	0.00	0.00	0	0.00	0.00

National Health Mission, Assam

23-Fund allocated to Kokrajhar							24-Fund allocated to Lakhimpur						
2024-25				2025-26			2024-25				2025-26		
Fresh approval				Fresh approval			Fresh approval				Fresh approval		
Measure of quantity/ Target	Quantity/ Target	Avr. Unit Cost (In lakh)	Fin. Allocation (Rs. in lakh)	Quantity/ Target	Avr. Unit Cost (In lakh)	Fin. Allocation (Rs. in lakh)	Measure of quantity/ Target	Quantity/ Target	Avr. Unit Cost (In lakh)	Fin. Allocation (Rs. in lakh)	Quantity/ Target	Avr. Unit Cost (In lakh)	Fin. Allocation (Rs. in lakh)
	0	0.00	0.00	0	0.00	0.00	0	0	0.00	0.00	0	0.00	0.00
	0	0.00	0.00	0	0.00	0.00	0	0	0.00	0.00	0	0.00	0.00
	0	0.00	0.00	0	0.00	0.00	0	0	0.00	0.00	0	0.00	0.00
			0.00			0.00				0.00			0.00
	0	0.00	0.00	0	0.00	0.00	0	0	0.00	0.00	0	0.00	0.00
	0	0.00	0.00	0	0.00	0.00	0	0	0.00	0.00	0	0.00	0.00
	12		0.24	12		0.24		21		0.42	21		0.42
no of visits	12	0.02	0.24	12	0.02	0.24	no of visits	21	0.02	0.42	21	0.02	0.42
	0	0.00	0.00	0	0.00	0.00	0	0	0.00	0.00	0	0.00	0.00
	277		6.65	277		6.65		378		9.07	378		9.07
No of ANMs	277	0	6.65	277	0.024	6.65	No of ANMs	378	0	9.07	378	0.024	9.07
			0.00			0.00				0.00			0.00

National Health Mission, Assam

23-Fund allocated to Kokrajhar							24-Fund allocated to Lakhimpur						
2024-25				2025-26			2024-25				2025-26		
Fresh approval				Fresh approval			Fresh approval				Fresh approval		
Measure of quantity/ Target	Quantity/ Target	Avr. Unit Cost (In lakh)	Fin. Allocation (Rs. in lakh)	Quantity/ Target	Avr. Unit Cost (In lakh)	Fin. Allocation (Rs. in lakh)	Measure of quantity/ Target	Quantity/ Target	Avr. Unit Cost (In lakh)	Fin. Allocation (Rs. in lakh)	Quantity/ Target	Avr. Unit Cost (In lakh)	Fin. Allocation (Rs. in lakh)
	13660		33.15	14267		34.19		15989		37.72	16699		39.42
			0.00			0.00				0.00			0.00
no of claims	11944	0	17.92	12542	0.002	18.81	no of claims	14031	0	21.05	14733	0.002	22.10
no of claims	1419	0	1.42	1419	0.001	1.42	no of claims	1623	0	1.62	1623	0.001	1.62
			0.00			0.00				0.00			0.00
0	0	0.00	0.00	0	0.00	0.00	0	0	0.00	0.00	0	0.00	0.00
			0.00			0.00				0.00			0.00
			0.00			0.00				0.00			0.00
			0.00			0.00				0.00			0.00
			0.00			0.00				0.00			0.00
			0.00			0.00				0.00			0.00
			0.00			0.00				0.00			0.00
0	0	0.00	0.00	0	0.00	0.00	0	0	0.00	0.00	0	0.00	0.00
			0.00			0.00				0.00			0.00
			0.00			0.00				0.00			0.00

National Health Mission, Assam

23-Fund allocated to Kokrajhar							24-Fund allocated to Lakhimpur						
2024-25				2025-26			2024-25				2025-26		
Fresh approval				Fresh approval			Fresh approval				Fresh approval		
Measure of quantity/ Target	Quantity/ Target	Avr. Unit Cost (In lakh)	Fin. Allocation (Rs. in lakh)	Quantity/ Target	Avr. Unit Cost (In lakh)	Fin. Allocation (Rs. in lakh)	Measure of quantity/ Target	Quantity/ Target	Avr. Unit Cost (In lakh)	Fin. Allocation (Rs. in lakh)	Quantity/ Target	Avr. Unit Cost (In lakh)	Fin. Allocation (Rs. in lakh)
0	0	0	0.00	0	0	0.00	0	0	0	0.00	0	0	0.00
No of batch	4	1.65	6.60	4	1.65	6.60	No of batch	4	1.65	6.60	5	1.65	8.25
0	0	0	0.00	0	0	0.00	0	0	0	0.00	0	0	0.00
No of batch	1	0.2904	0.29	1	0.2904	0.29	No of batch	1	0.2904	0.29	1	0.2904	0.29
No of batch	1	0.3564	0.36	1	0.3564	0.36	No of batch	1	0.3564	0.36	1	0.3564	0.36
No of batch	2	1.9415	3.88	2	1.9415	3.88	No of batch	2	1.9415	3.88	2	1.9415	3.88
No of batch	2	0.6963	1.39	3	0.6963	2.09	No of batch	2	0.6963	1.39	3	0.6963	2.09
			0.00			0.00				0.00			0.00
			0.00			0.00				0.00			0.00
			0.00			0.00				0.00			0.00
			0.00			0.00				0.00			0.00
			0.00			0.00				0.00			0.00
			0.00			0.00				0.00			0.00
no of cases	286	0	0.72	295	0.003	0.74	no of cases	322	0	0.81	331	0.003	0.83

National Health Mission, Assam

23-Fund allocated to Kokrajhar							24-Fund allocated to Lakhimpur						
2024-25				2025-26			2024-25				2025-26		
Fresh approval				Fresh approval			Fresh approval				Fresh approval		
Measure of quantity/ Target	Quantity/ Target	Avr. Unit Cost (In lakh)	Fin. Allocation (Rs. in lakh)	Quantity/ Target	Avr. Unit Cost (In lakh)	Fin. Allocation (Rs. in lakh)	Measure of quantity/ Target	Quantity/ Target	Avr. Unit Cost (In lakh)	Fin. Allocation (Rs. in lakh)	Quantity/ Target	Avr. Unit Cost (In lakh)	Fin. Allocation (Rs. in lakh)
no of waiting home	1	0.576	0.576	0	0.000	0.00	no of waiting home	3	1	1.73	0	0.000	0.00
0	0	0	0.00	0	0.000	0.00	0	0	0	0.00	0	0.000	0.00
	204		24.32	144		16.16		190		25.84	0		0.00
			0.00			0.00				0.00			0.00
no of camps	144	0	16.16	144	0.112	16.16				0.00			0.00
			0.00			0.00				0.00			0.00
			0.00			0.00				0.00			0.00
			0.00			0.00				0.00			0.00
0	0	0.00	0.00	0	0.00	0.00	0	0	0.00	0.00	0	0.00	0.00
0	60	0.14	8.16	0	0.00	0.00	0	190	0.14	25.84	0	0.00	0.00
			557.99			480.08				590.33			499.43

National Health Mission, Assam

23-Fund allocated to Kokrajhar							24-Fund allocated to Lakhimpur						
2024-25				2025-26			2024-25				2025-26		
Fresh approval				Fresh approval			Fresh approval				Fresh approval		
Measure of quantity/ Target	Quantity/ Target	Avr. Unit Cost (In lakh)	Fin. Allocation (Rs. in lakh)	Quantity/ Target	Avr. Unit Cost (In lakh)	Fin. Allocation (Rs. in lakh)	Measure of quantity/ Target	Quantity/ Target	Avr. Unit Cost (In lakh)	Fin. Allocation (Rs. in lakh)	Quantity/ Target	Avr. Unit Cost (In lakh)	Fin. Allocation (Rs. in lakh)
Clinics	40	0.00375	0.15	40	0.00375	0.15	Clinics	50	0.00375	0.1875	50	0.00375	0.1875
Lumpsum	1	0.3	0.3	1	0.3	0.3	Lumpsum	1	0.3	0.3	1	0.3	0.3
Number	1	0.5	0.5	1	0.5	0.5	Number	1	0.5	0.5	1	0.5	0.5
Lumpsum	0	0.0	0.0	1	0.5	0.5	Lumpsum	0	0.0	0.0	1	0.5	0.5
	42		0.95	43		1.45		52		0.9875	53		1.4875
	39		34.92	30		34.27		58		52.55	44		51.35
8	8	4.2	33.60	8	4.2	33.60	12	12	4.2	50.40	12	4.2	50.40
8	8	0.036	0.288	8.000	0.036	0.288	12	12	0.036	0.432	12	0.036	0.432
8	8	0.023	0.184			0.00	12	12	0.023	0.276			0.00
			0.00			0.00				0.00			0.00

National Health Mission, Assam

23-Fund allocated to Kokrajhar							24-Fund allocated to Lakhimpur						
2024-25				2025-26			2024-25				2025-26		
Fresh approval				Fresh approval			Fresh approval				Fresh approval		
Measure of quantity/ Target	Quantity/ Target	Avr. Unit Cost (In lakh)	Fin. Allocation (Rs. in lakh)	Quantity/ Target	Avr. Unit Cost (In lakh)	Fin. Allocation (Rs. in lakh)	Measure of quantity/ Target	Quantity/ Target	Avr. Unit Cost (In lakh)	Fin. Allocation (Rs. in lakh)	Quantity/ Target	Avr. Unit Cost (In lakh)	Fin. Allocation (Rs. in lakh)
1	1	0.463	0.46			0.00	2	2	0.463	0.93			0.00
			0.00			0.00				0.00			0.00
14	14	0.027	0.38	14	0.027	0.38	20	20	0.026	0.52	20	0.026	0.52
	79		1.620	81		3.593	153			4.040	154		4.397
0	0	0	0.00	0	0	0.00	0	0	0	0.00	0	0	0.00
70	70	0.010	0.70	70	0.010	0.70	140	140	0	1.40	140	0.010	1.40
1	1	0.120	0.12	1	1.380	1.38	1	1	1.440	1.44	1	1.440	1.44
			0.00			0.00				0.00			0.00
			0.00			0.00				0.00			0.00
			0.00	2	0.357	0.71	0.000	0.000	0.000	0.00	1	0.357	0.36
			0.00			0.00				0.00			0.00

National Health Mission, Assam

23-Fund allocated to Kokrajhar							24-Fund allocated to Lakhimpur						
2024-25				2025-26			2024-25				2025-26		
Fresh approval				Fresh approval			Fresh approval				Fresh approval		
Mesure of quantity/ Target	Quantity/ Target	Avr. Unit Cost (In lakh)	Fin. Allocation (Rs. in lakh)	Quantity/ Target	Avr. Unit Cost (In lakh)	Fin. Allocation (Rs. in lakh)	Mesure of quantity/ Target	Quantity/ Target	Avr. Unit Cost (In lakh)	Fin. Allocation (Rs. in lakh)	Quantity/ Target	Avr. Unit Cost (In lakh)	Fin. Allocation (Rs. in lakh)
			0.00			0.00				0.00			0.00
			0.00			0.00				0.00			0.00
8	8	0	0.80	8	0.100	0.80	12	12	0.100	1.20	12	0.100	1.20
	118		36.54	111		37.86		211		56.59	198		55.75
	#####	38.769	69.637	#####	47.022	78.507		#####	37.784	78.846	16759.293	50.629	92.512
Nos	12348	0.0025	30.870	12595	0.0025	31.488	Nos	16426	0.0025	41.064	16754	0.0025	41.886
Nos	1	2.05	2.052	1	1.610	1.610	Nos	1	4.20	4.197	1	2.368	2.368
Nos							Nos						
Nos	1	18.32	18.315	1	26.90	26.898	Nos	1	12.41	12.408	1	19.76	19.758
Nos							Nos						

National Health Mission, Assam

23-Fund allocated to Kokrajhar							24-Fund allocated to Lakhimpur						
2024-25				2025-26			2024-25				2025-26		
Fresh approval				Fresh approval			Fresh approval				Fresh approval		
Mesure of quantity/ Target	Quantity/ Target	Avr. Unit Cost (In lakh)	Fin. Allocation (Rs. in lakh)	Quantity/ Target	Avr. Unit Cost (In lakh)	Fin. Allocation (Rs. in lakh)	Mesure of quantity/ Target	Quantity/ Target	Avr. Unit Cost (In lakh)	Fin. Allocation (Rs. in lakh)	Quantity/ Target	Avr. Unit Cost (In lakh)	Fin. Allocation (Rs. in lakh)
Nos	1	0.85	0.850	1	0.85	0.850	Nos	1	0.79	0.790	1	0.79	0.790
Nos							Nos						
Nos	1	0.210	0.210	1	0.321	0.321	Nos	1	0.157	0.157	1	0.255	0.255
Nos	1	17.34	17.340	1	17.34	17.340	Nos	1	20.23	20.230	1	27.455	27.455
Nos							Nos						
Nos							Nos						
	63	10.9849	22.547	63	11.0849	22.847		76	15.41886	31.326	76	15.364197	31.626
Nos	3.000	4.00	12.000	3.000	4.00	12.000	Nos	2.000	6.5	13.000	2	6.5	13.000
Nos	4	0.215	0.860	4	0.22	0.860	Nos	6	0.428	1.340	6	0.22	1.340
Nos	44	0.05	2.310	44	0.05	2.310	Nos	53	0.05	2.770	53	0.05	2.770
Nos	3	0.20	0.600	3	0.30	0.900	Nos	2	0.20	0.400	2	0.35	0.700
Nos							Nos						

National Health Mission, Assam

23-Fund allocated to Kokrajhar							24-Fund allocated to Lakhimpur						
2024-25				2025-26			2024-25				2025-26		
Fresh approval				Fresh approval			Fresh approval				Fresh approval		
Measure of quantity/ Target	Quantity/ Target	Avr. Unit Cost (In lakh)	Fin. Allocation (Rs. in lakh)	Quantity/ Target	Avr. Unit Cost (In lakh)	Fin. Allocation (Rs. in lakh)	Measure of quantity/ Target	Quantity/ Target	Avr. Unit Cost (In lakh)	Fin. Allocation (Rs. in lakh)	Quantity/ Target	Avr. Unit Cost (In lakh)	Fin. Allocation (Rs. in lakh)
Nos							Nos						
Nos							Nos						
Nos							Nos						
Nos							Nos						
Nos of Batches	1	1.416	1.416	1	1.416	1.416	Nos of Batches	1	1.416	1.416	1	1.416	1.416
Nos of Batches	1	1.328	1.328	1	1.328	1.328	Nos of Batches	1	1.328	1.328	1	1.328	1.328

National Health Mission, Assam

23-Fund allocated to Kokrajhar							24-Fund allocated to Lakhimpur						
2024-25				2025-26			2024-25				2025-26		
Fresh approval				Fresh approval			Fresh approval				Fresh approval		
Measure of quantity/ Target	Quantity/ Target	Avr. Unit Cost (In lakh)	Fin. Allocation (Rs. in lakh)	Quantity/ Target	Avr. Unit Cost (In lakh)	Fin. Allocation (Rs. in lakh)	Measure of quantity/ Target	Quantity/ Target	Avr. Unit Cost (In lakh)	Fin. Allocation (Rs. in lakh)	Quantity/ Target	Avr. Unit Cost (In lakh)	Fin. Allocation (Rs. in lakh)
Nos of Batches	1	1.304	1.304	1	1.304	1.304	Nos of Batches	1	1.304	1.304	1	1.304	1.304
Nos of Batches							Nos of Batches						
Nos of Batches							Nos of Batches	3	2.694	8.082	3	2.694	8.082
Nos of Batches							Nos of Batches						
Nos of Batches							Nos of Batches						
Nos							Nos						
Nos							Nos						
Nos	1	1.8264	1.826	1	1.8264	1.826	Nos	1	0.8506	0.851	1	0.8506	0.851
Nos							Nos						
Nos	2.000	0.200	0.400	2.000	0.200	0.400	Nos	1.000	0.20	0.200	1.000	0.20	0.200
Nos	2	0.06	0.120	2	0.06	0.120	Nos	4	0.063	0.252	4	0.063	0.252

National Health Mission, Assam

23-Fund allocated to Kokrajhar							24-Fund allocated to Lakhimpur						
2024-25				2025-26			2024-25				2025-26		
Fresh approval				Fresh approval			Fresh approval				Fresh approval		
Measure of quantity/ Target	Quantity/ Target	Avr. Unit Cost (In lakh)	Fin. Allocation (Rs. in lakh)	Quantity/ Target	Avr. Unit Cost (In lakh)	Fin. Allocation (Rs. in lakh)	Measure of quantity/ Target	Quantity/ Target	Avr. Unit Cost (In lakh)	Fin. Allocation (Rs. in lakh)	Quantity/ Target	Avr. Unit Cost (In lakh)	Fin. Allocation (Rs. in lakh)
	1	1.4092	1.409	1	1.4092	1.409		1	1.3378	1.338	1	1.3478	1.338
	3	12.996	15.496	3	12.625	15.125		2	15.496	15.496	2	15.125	15.125
Nos	2	2.5	5.000	2	2.5	5.000	Nos	1	5.0	5.000	1	5	5.000
Nos							Nos						
Nos							Nos						
Nos	1	10.496	10.496	1	10.125	10.125	Nos	1	10.496	10.496	1	10.125	10.125
Nos							Nos						
	1	7	7.000	1	7	7.000		1	19	19.000	1	19	19.000

National Health Mission, Assam

23-Fund allocated to Kokrajhar							24-Fund allocated to Lakhimpur						
2024-25				2025-26			2024-25				2025-26		
Fresh approval				Fresh approval			Fresh approval				Fresh approval		
Measure of quantity/ Target	Quantity/ Target	Avr. Unit Cost (In lakh)	Fin. Allocation (Rs. in lakh)	Quantity/ Target	Avr. Unit Cost (In lakh)	Fin. Allocation (Rs. in lakh)	Measure of quantity/ Target	Quantity/ Target	Avr. Unit Cost (In lakh)	Fin. Allocation (Rs. in lakh)	Quantity/ Target	Avr. Unit Cost (In lakh)	Fin. Allocation (Rs. in lakh)
Nos	1	7	7.000	1	7	7.000	Nos	1	19	19.000	1	19	19.000
	1	2.256	2.256	1	2.635	2.635		1	3.225	3.225	1	3.475	3.475
Nos	1	2.256	2.256	1	2.635	2.635	Nos	1	3.225	3.225	1	3.475	3.475
	0	0	0.000	0	0	0.000		0	0	0.000	0	0	0.000
Nos							Nos						
	0	0	0	0	0	0		0	0	0	0	0	0
Nos							Nos						
	12438		126.293	12685		135.045		16530		156.866	16858		170.276
			124.62			124.60				131.55			130.98

National Health Mission, Assam

23-Fund allocated to Kokrajhar							24-Fund allocated to Lakhimpur						
2024-25				2025-26			2024-25				2025-26		
Fresh approval				Fresh approval			Fresh approval				Fresh approval		
Measure of quantity/ Target	Quantity/ Target	Avr. Unit Cost (In lakh)	Fin. Allocation (Rs. in lakh)	Quantity/ Target	Avr. Unit Cost (In lakh)	Fin. Allocation (Rs. in lakh)	Measure of quantity/ Target	Quantity/ Target	Avr. Unit Cost (In lakh)	Fin. Allocation (Rs. in lakh)	Quantity/ Target	Avr. Unit Cost (In lakh)	Fin. Allocation (Rs. in lakh)
No. of DVS+RV S	1	12000.000	0.120	1	#####	0.120	No. of DVS+RVS	1	#####	0.120	1	12000.000	0.120
months	12	18000.000	2.160	12	#####	2.160	months	12	#####	2.160	12	18000.000	2.160
Urban Slum	877	625.000	5.481	877	625.000	5.481	Urban Slum	120	625.000	0.752	120	625.000	0.752
Underserved Session per Yr	24	2475.000	0.594	24	2475.000	0.594	Underserved Session per Yr	40	2475.000	0.990	40	2475.000	0.990
Expected Complete Imm, (upto 5 yrs)	19799	225.000	44.547	19792	225.000	44.533	Expected Complete Imm, (upto 5 yrs)	25423	225.000	57.201	25173	225.000	56.640

National Health Mission, Assam

23-Fund allocated to Kokrajhar							24-Fund allocated to Lakhimpur						
2024-25				2025-26			2024-25				2025-26		
Fresh approval				Fresh approval			Fresh approval				Fresh approval		
Measure of quantity/ Target	Quantity/ Target	Avr. Unit Cost (In lakh)	Fin. Allocation (Rs. in lakh)	Quantity/ Target	Avr. Unit Cost (In lakh)	Fin. Allocation (Rs. in lakh)	Measure of quantity/ Target	Quantity/ Target	Avr. Unit Cost (In lakh)	Fin. Allocation (Rs. in lakh)	Quantity/ Target	Avr. Unit Cost (In lakh)	Fin. Allocation (Rs. in lakh)
No. of Batches	9	70934.000	6.271	9	#####	6.271	No. of Batches	10	#####	7.078	10	70934.000	7.078
BRIDGE Mtng Batch Number	10	18000.000	1.800	10	#####	1.800	BRIDGE Mtng Batch Number	17	#####	3.060	17	18000.000	3.060
RI/IMI Session Planned	383	900.000	3.449	383	900.000	3.449	RI/IMI Session Planned	383	900.000	3.450	383	900.000	3.450
Beneficiary Infant Target	19400	5.000	0.970	19400	5.000	0.970	Beneficiary Infant Target	25700	5.000	1.285	25400	5.022	1.276
Yearly No. of AVD (HtRA)	1656	200.000	3.312	1656	200.000	3.312	Yearly No. of AVD (HtRA)	1317	200.000	2.634	1317	200.000	2.634
Yearly No. of AVD for Very Hard to Reach Area	249	450.000	1.121	249	450.000	1.121	Yearly No. of AVD for Very Hard to Reach Area	489	450.000	2.201	489	450.000	2.201

National Health Mission, Assam

23-Fund allocated to Kokrajhar							24-Fund allocated to Lakhimpur						
2024-25				2025-26			2024-25				2025-26		
Fresh approval				Fresh approval			Fresh approval				Fresh approval		
Measure of quantity/ Target	Quantity/ Target	Avr. Unit Cost (In lakh)	Fin. Allocation (Rs. in lakh)	Quantity/ Target	Avr. Unit Cost (In lakh)	Fin. Allocation (Rs. in lakh)	Measure of quantity/ Target	Quantity/ Target	Avr. Unit Cost (In lakh)	Fin. Allocation (Rs. in lakh)	Quantity/ Target	Avr. Unit Cost (In lakh)	Fin. Allocation (Rs. in lakh)
No. of Participants	27	600.000	0.160	27	600.000	0.160	No. of Participants	29	600.000	0.172	29	600.000	0.172
No. of Sub Centre & Plan. Unit	164	1200.000	1.968	164	1200.000	1.968	No. of Sub Centre & Plan. Unit	150	1200.000	1.800	150	1200.000	1.800
No. of Supervisory Visits planned yearly	1088	384.280	4.182	1088	384.280	4.182	No. of Supervisory Visits planned yearly	1252	384.280	4.812	1252	384.280	4.812
No. of PHC	6	15333.000	0.920	6	#####	0.920	No. of PHC	7	#####	0.935	7	13357.000	0.935
			14.88			14.88				16.58			16.58
No. of Beneficiary	120028	12.394	14.876	120028	12.394	14.876	No. of Beneficiary	142335	11.649	16.581	142335	11.649	16.581
	14		2.474	14		2.474		13		1.874	13		1.874

National Health Mission, Assam

23-Fund allocated to Kokrajhar							24-Fund allocated to Lakhimpur						
2024-25				2025-26			2024-25				2025-26		
Fresh approval				Fresh approval			Fresh approval				Fresh approval		
Mesure of quantity/ Target	Quantity/ Target	Avr. Unit Cost (In lakh)	Fin. Allocation (Rs. in lakh)	Quantity/ Target	Avr. Unit Cost (In lakh)	Fin. Allocation (Rs. in lakh)	Mesure of quantity/ Target	Quantity/ Target	Avr. Unit Cost (In lakh)	Fin. Allocation (Rs. in lakh)	Quantity/ Target	Avr. Unit Cost (In lakh)	Fin. Allocation (Rs. in lakh)
	5658		23.82	5328		20.33		512		1.81	1556		12.84
0.000	1915	#DIV/0!	36.370	2024	#DIV/0!	38.779	0.000	2177	#DIV/0!	42.565	2299	#DIV/0!	43.984
Nos of Camp	20	0.150	3.000	21	0.150	3.150	Nos of Camp	25	0.150	3.750	26	0.150	3.900
	1121	0.028	31.435	1203	0.028	33.629		1272	0.028	35.344	1365	0.028	37.814
	774	0.002500	1.935	800	0.002500	2.000		879	0.003	2.198	908	0.002500	2.270
		#DIV/0!			#DIV/0!			1	1.274	1.274		#DIV/0!	
		#DIV/0!			#DIV/0!				#DIV/0!			#DIV/0!	
		#DIV/0!			#DIV/0!				#DIV/0!			#DIV/0!	
		#DIV/0!			#DIV/0!				#DIV/0!			#DIV/0!	
		#DIV/0!			#DIV/0!				#DIV/0!			#DIV/0!	
		#DIV/0!			#DIV/0!				#DIV/0!			#DIV/0!	
		#DIV/0!			#DIV/0!				#DIV/0!			#DIV/0!	
		#DIV/0!			#DIV/0!				#DIV/0!			#DIV/0!	

National Health Mission, Assam

23-Fund allocated to Kokrajhar							24-Fund allocated to Lakhimpur						
2024-25				2025-26			2024-25				2025-26		
Fresh approval				Fresh approval			Fresh approval				Fresh approval		
Mesure of quantity/ Target	Quantity/ Target	Avr. Unit Cost (In lakh)	Fin. Allocation (Rs. in lakh)	Quantity/ Target	Avr. Unit Cost (In lakh)	Fin. Allocation (Rs. in lakh)	Mesure of quantity/ Target	Quantity/ Target	Avr. Unit Cost (In lakh)	Fin. Allocation (Rs. in lakh)	Quantity/ Target	Avr. Unit Cost (In lakh)	Fin. Allocation (Rs. in lakh)
		#DIV/0!			#DIV/0!				#DIV/0!			#DIV/0!	
0.00	42	#DIV/0!	1.92	52	#DIV/0!	2.32	0.00	94	#DIV/0!	4.68	93	#DIV/0!	4.08
	2	0.160	0.320	2	0.160	0.320		3	0.160	0.480	3	0.160	0.480
	40	0.040	1.600	50	0.040	2.000		90	0.040	3.600	90	0.040	3.600
		#DIV/0!			#DIV/0!			1	0.599	0.599		#DIV/0!	
		#DIV/0!			#DIV/0!				#DIV/0!			#DIV/0!	
		#DIV/0!			#DIV/0!				#DIV/0!			#DIV/0!	
0.000	14960	#DIV/0!	26.773	15922	#DIV/0!	28.606	0.000	17390	#DIV/0!	31.487	18643	#DIV/0!	33.931
	10	0.050	0.500	12	0.050	0.600		12	0.050	0.600	13	0.050	0.650
	1575	0.0002	0.315	1641	0.0002	0.328		1645	0.0002	0.329	1715	0.0002	0.343
	6121	0.002	14.690	6427	0.002	15.430		6877	0.002	16.500	7221	0.002	17.330
	565	0.003	1.700	706	0.003	2.110		988	0.003	2.960	1235	0.003	3.720
	6121	0.001	7.350	6427	0.001	7.710		6877	0.001	8.250	7221	0.001	8.670

National Health Mission, Assam

23-Fund allocated to Kokrajhar							24-Fund allocated to Lakhimpur						
2024-25			2025-26				2024-25			2025-26			
Fresh approval			Fresh approval				Fresh approval			Fresh approval			
Mesure of quantity/ Target	Quantity/ Target	Avr. Unit Cost (In lakh)	Fin. Allocation (Rs. in lakh)	Quantity/ Target	Avr. Unit Cost (In lakh)	Fin. Allocation (Rs. in lakh)	Mesure of quantity/ Target	Quantity/ Target	Avr. Unit Cost (In lakh)	Fin. Allocation (Rs. in lakh)	Quantity/ Target	Avr. Unit Cost (In lakh)	Fin. Allocation (Rs. in lakh)
	565	0.002	0.850	706	0.002	1.060		988	0.001	1.480	1235	0.001	1.850
		#DIV/0!			#DIV/0!			#DIV/0!				#DIV/0!	
		#DIV/0!			#DIV/0!			#DIV/0!				#DIV/0!	
	1	0.493	0.4925	1	0.493	0.4925		1	0.493	0.4925	1	0.493	0.4925
	2	0.438	0.875	2	0.438	0.875		2	0.438	0.875	2	0.438	0.875
		#DIV/0!			#DIV/0!			#DIV/0!				#DIV/0!	
		#DIV/0!			#DIV/0!			#DIV/0!				#DIV/0!	
		#DIV/0!			#DIV/0!			#DIV/0!				#DIV/0!	
0.000	7082	#DIV/0!	5.827	7142	#DIV/0!	5.867	0.000	16082	#DIV/0!	12.567	16232	#DIV/0!	12.667
	3540	0.000751	2.660	3570	0.000751	2.680		8040	0.000750	6.030	8115	0.000749	6.080
	3540	0.001	2.660	3570	0.001	2.680		8040	0.001	6.030	8115	0.001	6.080
		#DIV/0!			#DIV/0!			#DIV/0!				#DIV/0!	

National Health Mission, Assam

23-Fund allocated to Kokrajhar							24-Fund allocated to Lakhimpur						
2024-25			2025-26				2024-25			2025-26			
Fresh approval			Fresh approval				Fresh approval			Fresh approval			
Mesure of quantity/ Target	Quantity/ Target	Avr. Unit Cost (In lakh)	Fin. Allocation (Rs. in lakh)	Quantity/ Target	Avr. Unit Cost (In lakh)	Fin. Allocation (Rs. in lakh)	Mesure of quantity/ Target	Quantity/ Target	Avr. Unit Cost (In lakh)	Fin. Allocation (Rs. in lakh)	Quantity/ Target	Avr. Unit Cost (In lakh)	Fin. Allocation (Rs. in lakh)
	1	0.174	0.1735	1	0.174	0.1735		1	0.174	0.1735	1	0.174	0.1735
	1	0.333	0.333	1	0.333	0.333		1	0.333	0.333	1	0.333	0.333
		#DIV/0!			#DIV/0!			#DIV/0!			#DIV/0!		#DIV/0!
		#DIV/0!			#DIV/0!			#DIV/0!			#DIV/0!		#DIV/0!
		#DIV/0!			#DIV/0!			#DIV/0!			#DIV/0!		#DIV/0!
0.000	9166	#DIV/0!	34.618	9300	#DIV/0!	35.590	0.000	10909	#DIV/0!	41.800	11189	#DIV/0!	43.205
	1344	0.001	1.34	1411	0.001	1.41		1800	0.001	1.80	1890	0.001	1.89
	5100	0.001	5.100	5100	0.001	5.100		6000	0.001	6.000	6100	0.001	6.100
	1377	0.005	6.610	1377	0.005	6.610		1308	0.005	6.280	1308	0.005	6.280
	1344	0.013500	18.144	1411	0.013500	19.049		1800	0.013500	24.300	1890	0.013500	25.515
	1	3.420	3.420	1	3.420	3.420		1	3.420	3.420	1	3.420	3.420
		#DIV/0!			#DIV/0!			#DIV/0!			#DIV/0!		#DIV/0!
		#DIV/0!			#DIV/0!			#DIV/0!			#DIV/0!		#DIV/0!
		#DIV/0!			#DIV/0!			#DIV/0!			#DIV/0!		#DIV/0!
0.000	0	#DIV/0!	0.000	0	#DIV/0!	0.000	0.000	0	#DIV/0!	0.000	0	#DIV/0!	0.000

National Health Mission, Assam

23-Fund allocated to Kokrajhar							24-Fund allocated to Lakhimpur						
2024-25				2025-26			2024-25				2025-26		
Fresh approval				Fresh approval			Fresh approval				Fresh approval		
Mesure of quantity/ Target	Quantity/ Target	Avr. Unit Cost (In lakh)	Fin. Allocation (Rs. in lakh)	Quantity/ Target	Avr. Unit Cost (In lakh)	Fin. Allocation (Rs. in lakh)	Mesure of quantity/ Target	Quantity/ Target	Avr. Unit Cost (In lakh)	Fin. Allocation (Rs. in lakh)	Quantity/ Target	Avr. Unit Cost (In lakh)	Fin. Allocation (Rs. in lakh)
		#DIV/0!			#DIV/0!				#DIV/0!			#DIV/0!	
0.000	2	0.637	0.637	2	0.637	0.637	0.000	3	0.637	0.979	2	0.637	0.637
	1	0.295	0.295	1	0.295	0.295		1	0.295	0.295	1	0.295	0.295
	1	0.342	0.342	1	0.342	0.342		2	0.342	0.684	1	0.342	0.342
0.000	346	0.107	2.373	346	0.107	2.373	0.000	328	0.108	2.476	328	0.108	2.476
	4	0.020	0.08	4	0.020	0.08		6	0.020	0.12	6	0.020	0.12
	4	0.015	0.060	4	0.015	0.060		6	0.015	0.090	6	0.015	0.090
	4	0.030	0.12	4	0.030	0.12		6	0.030	0.18	6	0.030	0.18
	4	0.030	0.12	4	0.030	0.12		6	0.030	0.18	6	0.030	0.18
	165	0.006	0.995	165	0.006	0.995		152	0.006	0.986	152	0.006	0.986

National Health Mission, Assam

23-Fund allocated to Kokrajhar							24-Fund allocated to Lakhimpur						
2024-25			2025-26				2024-25			2025-26			
Fresh approval			Fresh approval				Fresh approval			Fresh approval			
Mesure of quantity/ Target	Quantity/ Target	Avr. Unit Cost (In lakh)	Fin. Allocation (Rs. in lakh)	Quantity/ Target	Avr. Unit Cost (In lakh)	Fin. Allocation (Rs. in lakh)	Mesure of quantity/ Target	Quantity/ Target	Avr. Unit Cost (In lakh)	Fin. Allocation (Rs. in lakh)	Quantity/ Target	Avr. Unit Cost (In lakh)	Fin. Allocation (Rs. in lakh)
	165	0.006	0.998	165	0.006	0.998		152	0.006	0.920	152	0.006	0.920
0.000	3402	#DIV/0!	19.578	3487	#DIV/0!	20.408	0.000	8649	#DIV/0!	53.369	9105	#DIV/0!	56.568
	52	0.005	0.260	52	0.005	0.260		46	0.005	0.230	46	0.005	0.230
	96	0.005	0.480	96	0.005	0.480		144	0.005	0.720	144	0.005	0.720
	2650	0.005	13.250	3050	0.005	15.250		6378	0.005	31.890	7016	0.005	35.080
	164	0.010	1.640	179	0.010	1.790		1670	0.010	16.700	1793	0.010	17.930
		#DIV/0!			#DIV/0!				#DIV/0!			#DIV/0!	
	1	0.165	0.165	1	0.165	0.165		1	0.165	0.165	1	0.165	0.165
		#DIV/0!			#DIV/0!				#DIV/0!			#DIV/0!	
		#DIV/0!			#DIV/0!				#DIV/0!			#DIV/0!	
		#DIV/0!			#DIV/0!				#DIV/0!			#DIV/0!	
		#DIV/0!			#DIV/0!				#DIV/0!			#DIV/0!	

National Health Mission, Assam

23-Fund allocated to Kokrajhar							24-Fund allocated to Lakhimpur						
2024-25				2025-26			2024-25				2025-26		
Fresh approval				Fresh approval			Fresh approval				Fresh approval		
Mesure of quantity/ Target	Quantity/ Target	Avr. Unit Cost (In lakh)	Fin. Allocation (Rs. in lakh)	Quantity/ Target	Avr. Unit Cost (In lakh)	Fin. Allocation (Rs. in lakh)	Mesure of quantity/ Target	Quantity/ Target	Avr. Unit Cost (In lakh)	Fin. Allocation (Rs. in lakh)	Quantity/ Target	Avr. Unit Cost (In lakh)	Fin. Allocation (Rs. in lakh)
	4	0.025	0.100	4	0.025	0.100		4	0.025	0.100	4	0.025	0.100
		#DIV/0!			#DIV/0!				#DIV/0!			#DIV/0!	
		#DIV/0!			#DIV/0!				#DIV/0!			#DIV/0!	
	330	0.004	1.320		#DIV/0!			304	0.004	1.216		#DIV/0!	
		#DIV/0!			#DIV/0!				#DIV/0!			#DIV/0!	
		#DIV/0!			#DIV/0!				#DIV/0!			#DIV/0!	
	1	0.423	0.4225	1	0.423	0.4225		1	0.423	0.4225	1	0.423	0.4225
	100	0.005	0.500	100	0.005	0.500		97	0.005	0.485	96	0.005	0.480
	4	0.360	1.440	4	0.360	1.440		4	0.360	1.440	4	0.360	1.440
		#DIV/0!			#DIV/0!				#DIV/0!			#DIV/0!	
		#DIV/0!			#DIV/0!				#DIV/0!			#DIV/0!	
		#DIV/0!			#DIV/0!				#DIV/0!			#DIV/0!	
		#DIV/0!			#DIV/0!				#DIV/0!			#DIV/0!	
		#DIV/0!			#DIV/0!				#DIV/0!			#DIV/0!	

National Health Mission, Assam

23-Fund allocated to Kokrajhar							24-Fund allocated to Lakhimpur						
2024-25				2025-26			2024-25				2025-26		
Fresh approval				Fresh approval			Fresh approval				Fresh approval		
Measure of quantity/ Target	Quantity/ Target	Avr. Unit Cost (In lakh)	Fin. Allocation (Rs. in lakh)	Quantity/ Target	Avr. Unit Cost (In lakh)	Fin. Allocation (Rs. in lakh)	Measure of quantity/ Target	Quantity/ Target	Avr. Unit Cost (In lakh)	Fin. Allocation (Rs. in lakh)	Quantity/ Target	Avr. Unit Cost (In lakh)	Fin. Allocation (Rs. in lakh)
0	0	0	0	0	0	0	0	0	0	0	0	0	0
0	0	0	0	0	0	0	0	0	0	0	0	0	0
0	0	0	0	0	0	0	0	0	0	0	0	0	0
0	0	0	0	0	0	0	0	0	0	0	0	0	0
0	0	0	0	0	0	0	0	0	0	0	0	0	0
0	0	0	0	0	0	0	0	0	0	0	0	0	0
0.00	1382.00	200.00	2.76	1382.00	200.00	2.76	0.00	1284.00	200.00	2.57	1284.00	200.00	2.57
No of ASHA	1382.000	200	2.76	1382.000	200.000	2.76	No of ASHA	1284.000	200	2.57	1284	200.000	2.57
			0.00			0.00				0.00			0.00

National Health Mission, Assam

23-Fund allocated to Kokrajhar							24-Fund allocated to Lakhimpur						
2024-25			2025-26				2024-25			2025-26			
Fresh approval			Fresh approval				Fresh approval			Fresh approval			
Mesure of quantity/ Target	Quantity/ Target	Avr. Unit Cost (In lakh)	Fin. Allocation (Rs. in lakh)	Quantity/ Target	Avr. Unit Cost (In lakh)	Fin. Allocation (Rs. in lakh)	Mesure of quantity/ Target	Quantity/ Target	Avr. Unit Cost (In lakh)	Fin. Allocation (Rs. in lakh)	Quantity/ Target	Avr. Unit Cost (In lakh)	Fin. Allocation (Rs. in lakh)
0.00	0.00	0.00	0.00	0.00	0.00	0.00	0.00	0.00	0.00	0.00	0.00	0.00	0.00
			0.0000			0.0000				0.0000			0.0000
0.00	1382.00	400.00	5.53	1382.00	400.00	5.53	0.00	1284.00	400.00	5.14	1284.00	400.00	5.14
			0.000			0.000				0.000			0.000
NO OF ASHA	1382	400	5.528	1382.000	400.000	5.53	NO OF ASHA	1284.000	400	5.136	1284.000	400.000	5.14
0.00	#####	90501.00	2.14	#####	90501.00	2.14	0.00	19862.00	84501.00	1.04	19862.00	84501.00	1.04
no of children	#####	1	1.237	#####	1	1.237	no of children	#####	1.000	0.199	19861.000	1.000	0.199
			0.000			0.000				0.000			0.000
			0.000			0.000				0.000			0.000

National Health Mission, Assam

23-Fund allocated to Kokrajhar							24-Fund allocated to Lakhimpur						
2024-25			2025-26				2024-25			2025-26			
Fresh approval			Fresh approval				Fresh approval			Fresh approval			
Mesure of quantity/ Target	Quantity/ Target	Avr. Unit Cost (In lakh)	Fin. Allocation (Rs. in lakh)	Quantity/ Target	Avr. Unit Cost (In lakh)	Fin. Allocation (Rs. in lakh)	Mesure of quantity/ Target	Quantity/ Target	Avr. Unit Cost (In lakh)	Fin. Allocation (Rs. in lakh)	Quantity/ Target	Avr. Unit Cost (In lakh)	Fin. Allocation (Rs. in lakh)
			0.000			0.000				0.000			0.000
			0.000			0.000				0.000			0.000
no of district	1.000	90500	0.905	1.000	90500	0.905	no of district	1.000	84500	0.845	1.000	84500	0.845
0	1	32000	0.32	1	32000	0.32	0	1	32000	0.32	1	32000	0.32
no of district	1	32000.000	0.320	1	#####	0.320	no of district	1	#####	0.320	1	32000.000	0.320
			32.6823			35.489				29.747			32.288
Per Month	1382	0	4.146	1382	0	4.146	Per Month	1308	0	3.924	1308	0	3.924
0.000	0.000	0	0.000	0.000	0.000	0.000	0.000	0.000	0	0.000	0	0.000	0.000
0.000	0.000	0	0.000	0.000	0.000	0.000	0.000	0.000	0	0.000	0	0.000	0.000
0.000	0.000	0	0.000	0.000	0.000	0.000	0.000	0.000	0	0.000	0	0.000	0.000

National Health Mission, Assam

23-Fund allocated to Kokrajhar							24-Fund allocated to Lakhimpur						
2024-25				2025-26			2024-25				2025-26		
Fresh approval				Fresh approval			Fresh approval				Fresh approval		
Mesure of quantity/ Target	Quantity/ Target	Avr. Unit Cost (In lakh)	Fin. Allocation (Rs. in lakh)	Quantity/ Target	Avr. Unit Cost (In lakh)	Fin. Allocation (Rs. in lakh)	Mesure of quantity/ Target	Quantity/ Target	Avr. Unit Cost (In lakh)	Fin. Allocation (Rs. in lakh)	Quantity/ Target	Avr. Unit Cost (In lakh)	Fin. Allocation (Rs. in lakh)
0	0	0	0	0	0	0	0	0	0	0	0	0	0
0	0	0	0	0	0	0	0	0	0	0	0	0	0
Per District	2.000	0.030	0.060	2.000	0.030	0.060	Per District	2.000	0.030	0.060	2.000	0.030	0.060
0	0	0	0	0	0	0	0	0	0	0	0	0	0
per block	4	0.36	1.440	4	0.360	1.440	per block	4.000	0.36	1.440	4	0.360	1.440
Per District	1.000	1	0.960	1.000	0.960	0.960	Per District	2.000	1	1.560	2	0.780	1.560
0	0	0	0	0	0	0	0	0	0	0	0	0	0
0	14	4.405	5.765	14	4.4475	5.8075	0	18	9.5375	12.99	18	9.58	13.0325

National Health Mission, Assam

23-Fund allocated to Kokrajhar							24-Fund allocated to Lakhimpur						
2024-25				2025-26			2024-25				2025-26		
Fresh approval				Fresh approval			Fresh approval				Fresh approval		
Measure of quantity/ Target	Quantity/ Target	Avr. Unit Cost (In lakh)	Fin. Allocation (Rs. in lakh)	Quantity/ Target	Avr. Unit Cost (In lakh)	Fin. Allocation (Rs. in lakh)	Measure of quantity/ Target	Quantity/ Target	Avr. Unit Cost (In lakh)	Fin. Allocation (Rs. in lakh)	Quantity/ Target	Avr. Unit Cost (In lakh)	Fin. Allocation (Rs. in lakh)
No. of MTS	4	0.02	0.08	4	0.02	0.08	No. of MTS	4	0.02	0.08	4	0.02	0.08
No. of Vehicle	1	0.60	0.60	1	0.65	0.65	No. of Vehicle	1	0.60	0.60	1	0.65	0.65
Month wise	12	0.10	1.20	12	0.10	1.20	Month wise	12	0.10	1.20	12	0.10	1.20
			19.4646			19.801				19.2876			19.839
case wise	5	0.003	0.02	5	0.003	0.02	case wise	34	0.003	0.10	34	0.003	0.10
Operational cost wise	5	0.375	1.875	5	0.375	1.875	Operational cost wise	8	0.375	3.000	8	0.375	3.000
In litres	200	0.0061	1.22	200	0.0061	1.22	In litres	300	0.0061	1.83	300	0.0061	1.83
Batchwise	2	0.35	0.70	2	0.35	0.70	Batchwise	2	0.35	0.70	2	0.35	0.70

National Health Mission, Assam

23-Fund allocated to Kokrajhar							24-Fund allocated to Lakhimpur						
2024-25				2025-26			2024-25				2025-26		
Fresh approval				Fresh approval			Fresh approval				Fresh approval		
Measure of quantity/ Target	Quantity/ Target	Avr. Unit Cost (In lakh)	Fin. Allocation (Rs. in lakh)	Quantity/ Target	Avr. Unit Cost (In lakh)	Fin. Allocation (Rs. in lakh)	Measure of quantity/ Target	Quantity/ Target	Avr. Unit Cost (In lakh)	Fin. Allocation (Rs. in lakh)	Quantity/ Target	Avr. Unit Cost (In lakh)	Fin. Allocation (Rs. in lakh)
Districtwise	1	1.10	1.10	1	1.10	1.10	Districtwise	1	1.50	1.50	1	1.50	1.50
Districtwise	1	1.10	1.10	1	1.10	1.10	Districtwise	1	1.10	1.10	1	1.10	1.10
			4.500			4.500				5.650			5.650
Block wise	4	0.07500	0.300	4	0.07500	0.300	Block wise	7	0.07500	0.525	7	0.07500	0.525
District wise	1	0.50	0.50	1	0.50	0.50	District wise	1	0.50	0.50	1	0.50	0.50

National Health Mission, Assam

23-Fund allocated to Kokrajhar							24-Fund allocated to Lakhimpur						
2024-25				2025-26			2024-25				2025-26		
Fresh approval				Fresh approval			Fresh approval				Fresh approval		
Mesure of quantity/ Target	Quantity/ Target	Avr. Unit Cost (In lakh)	Fin. Allocation (Rs. in lakh)	Quantity/ Target	Avr. Unit Cost (In lakh)	Fin. Allocation (Rs. in lakh)	Mesure of quantity/ Target	Quantity/ Target	Avr. Unit Cost (In lakh)	Fin. Allocation (Rs. in lakh)	Quantity/ Target	Avr. Unit Cost (In lakh)	Fin. Allocation (Rs. in lakh)
District	1	0.20	0.20	1	0.20	0.20	District	1	0.20	0.20	1	0.20	0.20
			1.000			1.000				1.225			1.225
			31.66			31.99				34.68			35.23
0	720	22.614	23.164	674	22.564	23.077	0	863	26.264	27.035	803	26.264	26.9425
Round	1	0.460	0.460	1	0.410	0.410							
Camp	1	0.100	0.100	1	0.100	0.100	Camp	1	0.100	0.100	1	0.100	0.100
No. of case	8	0.0025	0.020	10	0.0025	0.025	No. of case	30	0.0025	0.075	25	0.0025	0.063

National Health Mission, Assam

23-Fund allocated to Kokrajhar							24-Fund allocated to Lakhimpur						
2024-25				2025-26			2024-25				2025-26		
Fresh approval				Fresh approval			Fresh approval				Fresh approval		
Mesure of quantity/ Target	Quantity/ Target	Avr. Unit Cost (In lakh)	Fin. Allocation (Rs. in lakh)	Quantity/ Target	Avr. Unit Cost (In lakh)	Fin. Allocation (Rs. in lakh)	Mesure of quantity/ Target	Quantity/ Target	Avr. Unit Cost (In lakh)	Fin. Allocation (Rs. in lakh)	Quantity/ Target	Avr. Unit Cost (In lakh)	Fin. Allocation (Rs. in lakh)
No. of case	2	0.004	0.008	4	0.004	0.016	No. of case	10	0.004	0.040	10	0.004	0.040
No. of case	6	0.006	0.036	6	0.006	0.036	No. of case	20	0.006	0.120	15	0.006	0.090
No. of case	400	0.0005	0.200	400	0.0005	0.200	No. of case	500	0.0005	0.250	500	0.0005	0.250
No. of ASHA	300	0.001	0.300	250	0.001	0.250	No. of ASHA	300	0.001	0.300	250	0.001	0.250
District	1	0.100	0.100	1	0.100	0.100	District	1	0.200	0.200	1	0.200	0.200
Round	1	21.940	21.940	1	21.940	21.940	Round	1	25.950	25.950	1	25.950	25.950
0	40	0.007	0.13	40	0.007	0.13	0	96	0.007	0.312	96	0.007	0.312
Foot wear	10	0.004	0.040	10	0.004	0.040	Foot wear	24	0.004	0.096	24	0.004	0.096
No. of Kits	30	0.003	0.090	30	0.003	0.090	No. of Kits	72	0.003	0.216	72	0.003	0.216
0.00	7.00	1.69	2.56	7.00	1.69	2.56	0.00	7.00	1.69	2.56	7.00	1.69	2.56
No. of batch	3	0.43	1.300	3	0.43	1.300	No. of batch	3	0.43	1.300	3	0.43	1.300

National Health Mission, Assam

23-Fund allocated to Kokrajhar							24-Fund allocated to Lakhimpur						
2024-25				2025-26			2024-25				2025-26		
Fresh approval				Fresh approval			Fresh approval				Fresh approval		
Mesure of quantity/ Target	Quantity/ Target	Avr. Unit Cost (In lakh)	Fin. Allocation (Rs. in lakh)	Quantity/ Target	Avr. Unit Cost (In lakh)	Fin. Allocation (Rs. in lakh)	Mesure of quantity/ Target	Quantity/ Target	Avr. Unit Cost (In lakh)	Fin. Allocation (Rs. in lakh)	Quantity/ Target	Avr. Unit Cost (In lakh)	Fin. Allocation (Rs. in lakh)
No. of District	1	0.200	0.200	1	0.200	0.200	No. of District	1	0.200	0.200	1	0.200	0.200
No. of District	1	0.100	0.100	1	0.100	0.100	No. of District	1	0.100	0.100	1	0.100	0.100
District	1	0.600	0.600	1	0.600	0.600	District	1	0.600	0.600	1	0.600	0.600
District	1	0.360	0.360	1	0.360	0.360	District	1	0.360	0.360	1	0.360	0.360
767		25.854		721		25.767		966		29.907		906	
0	86269	6.94175	37.538	86269	6.94183	37.549	0	61147	6.94175	34.312	61147	6.94183	34.324

National Health Mission, Assam

23-Fund allocated to Kokrajhar							24-Fund allocated to Lakhimpur						
2024-25				2025-26			2024-25				2025-26		
Fresh approval				Fresh approval			Fresh approval				Fresh approval		
Measure of quantity/ Target	Quantity/ Target	Avr. Unit Cost (In lakh)	Fin. Allocation (Rs. in lakh)	Quantity/ Target	Avr. Unit Cost (In lakh)	Fin. Allocation (Rs. in lakh)	Measure of quantity/ Target	Quantity/ Target	Avr. Unit Cost (In lakh)	Fin. Allocation (Rs. in lakh)	Quantity/ Target	Avr. Unit Cost (In lakh)	Fin. Allocation (Rs. in lakh)
No. of Patient	750	0.01	7.500	750	0.01	7.500	No. of Patient	500	0.01	5.000	500	0.01	5.000
	4000	0.00025	1.000	4000	0.00025	1.000		4000	0.00025	1.000	4000	0.00025	1.000
	78600	0.00010	7.860	78600	0.00010	7.860		53700	0.00010	5.370	53700	0.00010	5.370
			0.000			0.000				0.000			0.000
			0.000			0.000				0.000			0.000
			0.000			0.000				0.000			0.000
No. of DTC	1	0.500	0.500	1	0.500	0.500	No. of DTC	1	0.500	0.500	1	0.500	0.500
No. of DDS	1	0.200	0.200	1	0.200	0.200	No. of DDS	1	0.200	0.200	1	0.200	0.200
No of TU	4	0.200	0.800	4	0.200	0.800	No of TU	6	0.200	1.200	6	0.200	1.200
No. of DMC	12	0.05	0.600	12	0.05	0.600	No. of DMC	10	0.05	0.500	10	0.05	0.500
			0.000			0.000				0.000			0.000
			0.000			0.000				0.000			0.000
			0.000			0.000				0.000			0.000
No. of Machine	15	0.04	0.600	15	0.04	0.600	No. of Machine	15	0.04	0.600	15	0.04	0.600
			0.000			0.000				0.000			0.000
No. of Str	1	0.515	0.515	1	0.515	0.515	No. of Str	1	0.515	0.515	1	0.515	0.515

National Health Mission, Assam

23-Fund allocated to Kokrajhar							24-Fund allocated to Lakhimpur						
2024-25				2025-26			2024-25				2025-26		
Fresh approval				Fresh approval			Fresh approval				Fresh approval		
Measure of quantity/ Target	Quantity/ Target	Avr. Unit Cost (In lakh)	Fin. Allocation (Rs. in lakh)	Quantity/ Target	Avr. Unit Cost (In lakh)	Fin. Allocation (Rs. in lakh)	Measure of quantity/ Target	Quantity/ Target	Avr. Unit Cost (In lakh)	Fin. Allocation (Rs. in lakh)	Quantity/ Target	Avr. Unit Cost (In lakh)	Fin. Allocation (Rs. in lakh)
			0.000			0.000				0.000			0.000
No. of items	2700	0.00238	6.426	2700	0.00238	6.426	No. of items	2700	0.00238	6.426	2700	0.00238	6.426
			0.000			0.000				0.000			0.000
			0.000			0.000				0.000			0.000
No. of Batches	1	2.36	2.360	1	2.36	2.360	No. of Batches	1	2.36	2.360	1	2.36	2.360
No of Participants	24	0.0055	0.132	24	0.006	0.132	No of Participants	35	0.0055	0.193	35	0.006	0.193
No of CHOs	135	0.01352	1.8252	135	0.0136	1.836	No of CHOs	150	0.01352	2.0280	150	0.0136	2.040
			0.000			0.000				0.000			0.000
			0.000			0.000				0.000			0.000
No. of Meeting	1	0.400	0.400	1	0.400	0.400	No. of Meeting	1	0.400	0.400	1	0.400	0.400
No. of workshop	1	0.520	0.520	1	0.520	0.520	No. of workshop	1	0.520	0.520	1	0.520	0.520
			0.000			0.000				0.000			0.000
			0.000			0.000				0.000			0.000
No. of Meeting	4	0.025	0.100	4	0.025	0.100	No. of Meeting	4	0.025	0.100	4	0.025	0.100

National Health Mission, Assam

23-Fund allocated to Kokrajhar							24-Fund allocated to Lakhimpur						
2024-25				2025-26			2024-25				2025-26		
Fresh approval				Fresh approval			Fresh approval				Fresh approval		
Measure of quantity/ Target	Quantity/ Target	Avr. Unit Cost (In lakh)	Fin. Allocation (Rs. in lakh)	Quantity/ Target	Avr. Unit Cost (In lakh)	Fin. Allocation (Rs. in lakh)	Measure of quantity/ Target	Quantity/ Target	Avr. Unit Cost (In lakh)	Fin. Allocation (Rs. in lakh)	Quantity/ Target	Avr. Unit Cost (In lakh)	Fin. Allocation (Rs. in lakh)
No. of Items	1	1.400	1.400	1	1.400	1.400	No. of Items	1	1.400	1.400	1	1.400	1.400
			0.000			0.000				0.000			0.000
			0.000			0.000				0.000			0.000
			0.000			0.000				0.000			0.000
No of Visit			0.000			0.000	No of Visit			0.000			0.000
No of Visit	6	0.6	3.600	6	0.600	3.600	No of Visit	8	0.6	4.800	8	0.600	4.800
Lumpsum	12	0.100	1.2000	12	0.100	1.200	Lumpsum	12	0.100	1.2000	12	0.100	1.200
0	2794	0.0805	69.710	2794	0.0805	69.710	0	1502	0.0805	37.735	1502	0.0805	37.735
No of Patient	2262	0.03	67.8600	2262	0.03	67.860	No of Patient	1200	0.03	36.0000	1200	0.03	36.000
No of Patient	32	0.05	1.6000	32	0.05	1.600	No of Patient	32	0.05	1.6000	32	0.05	1.600

National Health Mission, Assam

23-Fund allocated to Kokrajhar							24-Fund allocated to Lakhimpur						
2024-25				2025-26			2024-25				2025-26		
Fresh approval				Fresh approval			Fresh approval				Fresh approval		
Measure of quantity/ Target	Quantity/ Target	Avr. Unit Cost (In lakh)	Fin. Allocation (Rs. in lakh)	Quantity/ Target	Avr. Unit Cost (In lakh)	Fin. Allocation (Rs. in lakh)	Measure of quantity/ Target	Quantity/ Target	Avr. Unit Cost (In lakh)	Fin. Allocation (Rs. in lakh)	Quantity/ Target	Avr. Unit Cost (In lakh)	Fin. Allocation (Rs. in lakh)
No of Patient	500	0.0005	0.2500	500	0.0005	0.250	No of Patient	270	0.0005	0.1350	270	0.0005	0.135
0	473	1.515	3.860	473	1.515	3.860	0	453	0.015	2.265	453	0.015	2.265
No of Patient	320	0.005	1.6000	320	0.005	1.600	No of Patient	270	0.005	1.3500	270	0.005	1.350
No of Patient	90	0.005	0.4500	90	0.005	0.450	No of Patient	90	0.005	0.4500	90	0.005	0.450
No. of Scheme	1	1.5	1.5000	1	1.5	1.500							
No of Patient	62	0.005	0.3100	62	0.005	0.310	No of Patient	93	0.005	0.4650	93	0.005	0.465

National Health Mission, Assam

23-Fund allocated to Kokrajhar							24-Fund allocated to Lakhimpur						
2024-25				2025-26			2024-25				2025-26		
Fresh approval				Fresh approval			Fresh approval				Fresh approval		
Mesure of quantity/ Target	Quantity/ Target	Avr. Unit Cost (In lakh)	Fin. Allocation (Rs. in lakh)	Quantity/ Target	Avr. Unit Cost (In lakh)	Fin. Allocation (Rs. in lakh)	Mesure of quantity/ Target	Quantity/ Target	Avr. Unit Cost (In lakh)	Fin. Allocation (Rs. in lakh)	Quantity/ Target	Avr. Unit Cost (In lakh)	Fin. Allocation (Rs. in lakh)
	875		2.400	875		2.400		1309		3.500	1309		3.500
No of activity	75	0.030	2.240	75	0.030	2.240	No of activity	109	0.030	3.260	109	0.030	3.260
No. of poster	800	0	0.160	800	0.000	0.160	No. of poster	1200	0	0.240	1200	0.000	0.240
#VALUE!	2153	3.320	19.937	2153	3.320	19.937	#VALUE!	3	3.312	3.812	3	3.312	3.812
No. of Patients	2150	0.0075	16.125	2150	0.0075	16.125							
No of activity	2	0.5	1.000	2	0.5	1.000	No of activity	2	0.5	1.000	2	0.5	1.000
No of Batches	1	2.812	2.812	1	2.812	2.812	No of Batches	1	2.812	2.812	1	2.812	2.812

National Health Mission, Assam

23-Fund allocated to Kokrajhar							24-Fund allocated to Lakhimpur						
2024-25			2025-26				2024-25			2025-26			
Fresh approval			Fresh approval				Fresh approval			Fresh approval			
Mesure of quantity/ Target	Quantity/ Target	Avr. Unit Cost (In lakh)	Fin. Allocation (Rs. in lakh)	Quantity/ Target	Avr. Unit Cost (In lakh)	Fin. Allocation (Rs. in lakh)	Mesure of quantity/ Target	Quantity/ Target	Avr. Unit Cost (In lakh)	Fin. Allocation (Rs. in lakh)	Quantity/ Target	Avr. Unit Cost (In lakh)	Fin. Allocation (Rs. in lakh)
#VALUE!	94073	11.974	153.678	94073	11.974	153.689	#VALUE!	66543	10.467	122.442	66543	10.467	122.454
0	0	0	0	0	0	0	0	0	0	0	0	0	0
0	1	0.15	0.15	1	0.15	0.15	0	1	0.15	0.15	1	0.15	0.15

National Health Mission, Assam

23-Fund allocated to Kokrajhar							24-Fund allocated to Lakhimpur						
2024-25				2025-26			2024-25				2025-26		
Fresh approval				Fresh approval			Fresh approval				Fresh approval		
Measure of quantity/ Target	Quantity/ Target	Avr. Unit Cost (In lakh)	Fin. Allocation (Rs. in lakh)	Quantity/ Target	Avr. Unit Cost (In lakh)	Fin. Allocation (Rs. in lakh)	Measure of quantity/ Target	Quantity/ Target	Avr. Unit Cost (In lakh)	Fin. Allocation (Rs. in lakh)	Quantity/ Target	Avr. Unit Cost (In lakh)	Fin. Allocation (Rs. in lakh)
			0.00			0.00				0.00			0.00
			0.00			0.00				0.00			0.00
			219.32			217.62				202.38			200.90
In nos.	1700	0.01	8.50	1700	0.01	8.50	In nos.	500	0.01	2.50	500	0.01	2.50
In nos.	2000	0.02	30.00	2000	0.02	30.00	In nos.	1000	0.02	20.00	1000	0.02	20.00
0.000	0	0	0	0	0	0	0.000	0	0	0	0	0	0
0.000	0.000	0	0.000	0	0.00	0.00	0.000	0.000	0	0.000	0	0.00	0.00
0	0	0.00	0.00	0	0.00	0.00	0	0	0.00	0.00	0	0.00	0.00
0	0	0.00	0.00	0	0.00	0.00	0	0	0.00	0.00	0	0.00	0.00
0	0	0.00	0.00	0	0.00	0.00	0	0	0.00	0.00	0	0.00	0.00

National Health Mission, Assam

23-Fund allocated to Kokrajhar							24-Fund allocated to Lakhimpur						
2024-25				2025-26			2024-25				2025-26		
Fresh approval				Fresh approval			Fresh approval				Fresh approval		
Measure of quantity/ Target	Quantity/ Target	Avr. Unit Cost (In lakh)	Fin. Allocation (Rs. in lakh)	Quantity/ Target	Avr. Unit Cost (In lakh)	Fin. Allocation (Rs. in lakh)	Measure of quantity/ Target	Quantity/ Target	Avr. Unit Cost (In lakh)	Fin. Allocation (Rs. in lakh)	Quantity/ Target	Avr. Unit Cost (In lakh)	Fin. Allocation (Rs. in lakh)
In nos.	500	0.00	0.00	500	0.00	0.00	In nos.	250	0.00	0.00	250	0.00	0.00
In nos.	1200	0.00	0.00	1200	0.00	0.00	In nos.	450	0.00	0.00	450	0.00	0.00
0	0	0.00	0.00	0	0.00	0.00	0	0	0.00	0.00	0	0.00	0.00
0	0	0.00	0.00	0	0.00	0.00	0	0	0.00	0.00	0	0.00	0.00
0	1	0.40	0.40	1	0.40	0.40	0	1	0.30	0.30	1	0.30	0.30
	5401		38.90	5401		38.90		2201		22.80	2201		22.80
per district	1	5.10	5.10	1	5.10	5.10	per district	1	5.22	5.22	1	5.22	5.22
per district	1	1.00	1.00										
per district	1	1.50	1.50	1	1.50	1.50	per district	1	1.50	1.50	1	1.50	1.50
per district	1	0.10	0.10	1	0.10	0.10	per district	1	0.10	0.10	1	0.10	0.10
per district	4.000	0.2655	1.062	4.000	0.2655	1.062	per district	3.000	0.2655	0.797	4	0.2655	1.062

National Health Mission, Assam

23-Fund allocated to Kokrajhar							24-Fund allocated to Lakhimpur						
2024-25				2025-26			2024-25				2025-26		
Fresh approval				Fresh approval			Fresh approval				Fresh approval		
Mesure of quantity/ Target	Quantity/ Target	Avr. Unit Cost (In lakh)	Fin. Allocation (Rs. in lakh)	Quantity/ Target	Avr. Unit Cost (In lakh)	Fin. Allocation (Rs. in lakh)	Mesure of quantity/ Target	Quantity/ Target	Avr. Unit Cost (In lakh)	Fin. Allocation (Rs. in lakh)	Quantity/ Target	Avr. Unit Cost (In lakh)	Fin. Allocation (Rs. in lakh)
per district	1	0.12	0.12	1	0.12	0.12	per district	1	0.12	0.12	1	0.12	0.12
per district	1	0.9548	0.95	1	1.00	1.00	per district	1	1.2672	1.27	1	1.32	1.32
per district	1	0.25	0.25	1	0.25	0.25	per district	1	0.25	0.25	1	0.25	0.25
	11		10.09	10		9.1356		9		9.25	10		9.5674
0	1.00	0.75	0.75	1	0.75	0.75	0	1.00	0.75	0.75	1	0.75	0.75
Per District	1	0.75	0.75	1	0.75	0.75	Per District	1	0.75	0.75	1	0.75	0.75

National Health Mission, Assam

23-Fund allocated to Kokrajhar							24-Fund allocated to Lakhimpur						
2024-25				2025-26			2024-25				2025-26		
Fresh approval				Fresh approval			Fresh approval				Fresh approval		
Measure of quantity/ Target	Quantity/ Target	Avr. Unit Cost (In lakh)	Fin. Allocation (Rs. in lakh)	Quantity/ Target	Avr. Unit Cost (In lakh)	Fin. Allocation (Rs. in lakh)	Measure of quantity/ Target	Quantity/ Target	Avr. Unit Cost (In lakh)	Fin. Allocation (Rs. in lakh)	Quantity/ Target	Avr. Unit Cost (In lakh)	Fin. Allocation (Rs. in lakh)
0	2.00	-	-	2	-	-	0	2.00	-	-	2	-	-
Per District	1	-	-	1	-	-	Per District	1	-	-	1	-	-
Per District	1	-	-	1	-	-	Per District	1	-	-	1	-	-
	3		0.75	3		0.75		3		0.75	3		0.75
Month wise	12	0.03	0.36	12	0.03	0.36	Month wise	12	0.045	0.54	12	0.045	0.54
Batchwise	1	0.25	0.25	1	0.25	0.25	Batchwise	1	0.25	0.25	1	0.25	0.25
Districtwise	1	0.75	0.75	1	0.75	0.75	Districtwise	1	1.00	1.00	1	1.00	1.00

National Health Mission, Assam

23-Fund allocated to Kokrajhar							24-Fund allocated to Lakhimpur						
2024-25			2025-26				2024-25			2025-26			
Fresh approval			Fresh approval				Fresh approval			Fresh approval			
Mesure of quantity/ Target	Quantity/ Target	Avr. Unit Cost (In lakh)	Fin. Allocation (Rs. in lakh)	Quantity/ Target	Avr. Unit Cost (In lakh)	Fin. Allocation (Rs. in lakh)	Mesure of quantity/ Target	Quantity/ Target	Avr. Unit Cost (In lakh)	Fin. Allocation (Rs. in lakh)	Quantity/ Target	Avr. Unit Cost (In lakh)	Fin. Allocation (Rs. in lakh)
College wise	3	0.05	0.15	3	0.05	0.15	College wise	4	0.05	0.20	4	0.05	0.20
Batchwise	1	0.25	0.25	1	0.25	0.25	Batchwise	1	0.25	0.25	1	0.25	0.25
District wise	0	0.25	0.00	0	0.25	0.00	District wise	0	0.25	0.00	0	0.25	0.00

National Health Mission, Assam

23-Fund allocated to Kokrajhar							24-Fund allocated to Lakhimpur						
2024-25				2025-26			2024-25				2025-26		
Fresh approval				Fresh approval			Fresh approval				Fresh approval		
Mesure of quantity/ Target	Quantity/ Target	Avr. Unit Cost (In lakh)	Fin. Allocation (Rs. in lakh)	Quantity/ Target	Avr. Unit Cost (In lakh)	Fin. Allocation (Rs. in lakh)	Mesure of quantity/ Target	Quantity/ Target	Avr. Unit Cost (In lakh)	Fin. Allocation (Rs. in lakh)	Quantity/ Target	Avr. Unit Cost (In lakh)	Fin. Allocation (Rs. in lakh)
Batchwise	1	0.25	0.25	1	0.25	0.25	Batchwise	1	0.25	0.25	1	0.25	0.25
No. of survey	0	0.20	0.00	0	0.20	0.00	No. of survey	0	0.20	0.00	0	0.20	0.00
	19		2.01	19		2.01		20		2.49	20		2.49
-	-	-	-	-	-	-	-	-	-	-	-	-	-
Per Unit	0	-	-	0	-	-	Per Unit	0	-	-	0	-	-
Per Unit	0	-	-	0	-	-	Per Unit	0	-	-	0	-	-
Per Unit	0	-	-	0	-	-	Per Unit	0	-	-	0	-	-
-	-	-	-	-	-	-	-	-	-	-	-	-	-
Per Unit	0	-	-	0	-	-	Per Unit	0	-	-	0	-	-
Per Unit	0	-	-	0	-	-	Per Unit	0	-	-	0	-	-
Per Unit	0	-	-	0	-	-	Per Unit	0	-	-	0	-	-

National Health Mission, Assam

23-Fund allocated to Kokrajhar							24-Fund allocated to Lakhimpur						
2024-25				2025-26			2024-25				2025-26		
Fresh approval				Fresh approval			Fresh approval				Fresh approval		
Measure of quantity/ Target	Quantity/ Target	Avr. Unit Cost (In lakh)	Fin. Allocation (Rs. in lakh)	Quantity/ Target	Avr. Unit Cost (In lakh)	Fin. Allocation (Rs. in lakh)	Measure of quantity/ Target	Quantity/ Target	Avr. Unit Cost (In lakh)	Fin. Allocation (Rs. in lakh)	Quantity/ Target	Avr. Unit Cost (In lakh)	Fin. Allocation (Rs. in lakh)
Per Unit	0	-	-	0	-	-	Per Unit	0	-	-	0	-	-
Per Unit	0	-	-	0	-	-	Per Unit	0	-	-	0	-	-
Per Unit	0	-	-	0	-	-	Per Unit	0	-	-	0	-	-
Per Unit	1	1.24	1.24	1	1.24	1.24	Per Unit	1	1.24	1.24	1	1.24	1.24
Per Unit	1	1.36	1.36	1	1.36	1.36	Per Unit	1	1.36	1.36	1	1.36	1.36
Per Unit	0	-	-	0	-	-	Per Unit	0	-	-	0	-	-
Per Unit	0	-	-	0	-	-	Per Unit	0	-	-	0	-	-
Per Unit	0	-	-	0	-	-	Per Unit	0	-	-	0	-	-
Per Unit	0	-	-	0	-	-	Per Unit	0	-	-	0	-	-
Per Unit	-	-	-	-	-	-	Per Unit	-	-	-	-	-	-
Per Unit	0	-	-	0	-	-	Per Unit	0	-	-	0	-	-

National Health Mission, Assam

23-Fund allocated to Kokrajhar							24-Fund allocated to Lakhimpur						
2024-25				2025-26			2024-25				2025-26		
Fresh approval				Fresh approval			Fresh approval				Fresh approval		
Measure of quantity/ Target	Quantity/ Target	Avr. Unit Cost (In lakh)	Fin. Allocation (Rs. in lakh)	Quantity/ Target	Avr. Unit Cost (In lakh)	Fin. Allocation (Rs. in lakh)	Measure of quantity/ Target	Quantity/ Target	Avr. Unit Cost (In lakh)	Fin. Allocation (Rs. in lakh)	Quantity/ Target	Avr. Unit Cost (In lakh)	Fin. Allocation (Rs. in lakh)
No of IEC materials	0	0.008	0.000	0	0.008	0.000	No of IEC materials	0	0.008	0.000	0	0.008	0.000
per District/State	0	0.344	0.000	0	0.344	0.000	per District/State	0	0.344	0.000	0	0.344	0.000
No of VHNSC	0	0.000	0.000	0	0.000	0.000	No of VHNSC	0	0.000	0.000	0	0.000	0.000
No. Of Batch	1	0.250	0.250	1	0.250	0.250	No. Of Batch	2	0.250	0.500	2	0.250	0.500

National Health Mission, Assam

23-Fund allocated to Kokrajhar							24-Fund allocated to Lakhimpur						
2024-25				2025-26			2024-25				2025-26		
Fresh approval				Fresh approval			Fresh approval				Fresh approval		
Measure of quantity/ Target	Quantity/ Target	Avr. Unit Cost (In lakh)	Fin. Allocation (Rs. in lakh)	Quantity/ Target	Avr. Unit Cost (In lakh)	Fin. Allocation (Rs. in lakh)	Measure of quantity/ Target	Quantity/ Target	Avr. Unit Cost (In lakh)	Fin. Allocation (Rs. in lakh)	Quantity/ Target	Avr. Unit Cost (In lakh)	Fin. Allocation (Rs. in lakh)
Per HI	0	0.000	0.000	0	0.000	0.000	Per HI	0	0.000	0.000	0	0.000	0.000
Per HI	0	0.000	0.000	0	0.000	0.000	Per HI	0	0.000	0.000	0	0.000	0.000
Per HI	0	0.000	0.000	0	0.000	0.000	Per HI	0	0.000	0.000	0	0.000	0.000
Per HI	0	0.000	0.000	0	0.000	0.000	Per HI	0	0.000	0.000	0	0.000	0.000
Per HI	0	0.000	0.000	0	0.000	0.000	Per HI	0	0.000	0.000	0	0.000	0.000

National Health Mission, Assam

23-Fund allocated to Kokrajhar							24-Fund allocated to Lakhimpur						
2024-25				2025-26			2024-25				2025-26		
Fresh approval				Fresh approval			Fresh approval				Fresh approval		
Measure of quantity/ Target	Quantity/ Target	Avr. Unit Cost (In lakh)	Fin. Allocation (Rs. in lakh)	Quantity/ Target	Avr. Unit Cost (In lakh)	Fin. Allocation (Rs. in lakh)	Measure of quantity/ Target	Quantity/ Target	Avr. Unit Cost (In lakh)	Fin. Allocation (Rs. in lakh)	Quantity/ Target	Avr. Unit Cost (In lakh)	Fin. Allocation (Rs. in lakh)
Pert Facility	0	0.000	0.000	0	0.000	0.000	Pert Facility	0	0.000	0.000	0	0.000	0.000
Pert Facility	0	0.000	0.000	0	0.000	0.000	Pert Facility	0	0.000	0.000	0	0.000	0.000
No of HF	0	0.100	0.000	0	0.100	0.000	No of HF	0	0.100	0.000	0	0.100	0.000
per equipment	0	2.500	0.000	0	2.500	0.000	per equipment	0	2.500	0.000	0	2.500	0.000
Per state & district	1	0.080	0.080	1	0.080	0.080	Per state & district	1	0.080	0.080	1	0.080	0.080
per workshop	0	0.000	0.000	0	0.000	0.000	per workshop	0	0.000	0.000	0	0.000	0.000

National Health Mission, Assam

23-Fund allocated to Kokrajhar							24-Fund allocated to Lakhimpur						
2024-25				2025-26			2024-25				2025-26		
Fresh approval				Fresh approval			Fresh approval				Fresh approval		
Mesure of quantity/ Target	Quantity/ Target	Avr. Unit Cost (In lakh)	Fin. Allocation (Rs. in lakh)	Quantity/ Target	Avr. Unit Cost (In lakh)	Fin. Allocation (Rs. in lakh)	Mesure of quantity/ Target	Quantity/ Target	Avr. Unit Cost (In lakh)	Fin. Allocation (Rs. in lakh)	Quantity/ Target	Avr. Unit Cost (In lakh)	Fin. Allocation (Rs. in lakh)
			0.00			0.00				0.00			0.00
Per Unit	0	-	-	0	-	-	Per Unit	0	-	-	0	-	-
Per Unit	0	-	-	0	-	-	Per Unit	0	-	-	0	-	-
			0.00			0.00				0.00			0.00

National Health Mission, Assam

23-Fund allocated to Kokrajhar							24-Fund allocated to Lakhimpur						
2024-25				2025-26			2024-25				2025-26		
Fresh approval				Fresh approval			Fresh approval				Fresh approval		
Measure of quantity/ Target	Quantity/ Target	Avr. Unit Cost (In lakh)	Fin. Allocation (Rs. in lakh)	Quantity/ Target	Avr. Unit Cost (In lakh)	Fin. Allocation (Rs. in lakh)	Measure of quantity/ Target	Quantity/ Target	Avr. Unit Cost (In lakh)	Fin. Allocation (Rs. in lakh)	Quantity/ Target	Avr. Unit Cost (In lakh)	Fin. Allocation (Rs. in lakh)
								5	0.060	0.300	5	0.060	0.300
								2	0.080	0.160	2	0.080	0.160
								82	0.0025	0.205	82	0.0025	0.205

National Health Mission, Assam

23-Fund allocated to Kokrajhar							24-Fund allocated to Lakhimpur						
2024-25				2025-26			2024-25				2025-26		
Fresh approval				Fresh approval			Fresh approval				Fresh approval		
Measure of quantity/ Target	Quantity/ Target	Avr. Unit Cost (In lakh)	Fin. Allocation (Rs. in lakh)	Quantity/ Target	Avr. Unit Cost (In lakh)	Fin. Allocation (Rs. in lakh)	Measure of quantity/ Target	Quantity/ Target	Avr. Unit Cost (In lakh)	Fin. Allocation (Rs. in lakh)	Quantity/ Target	Avr. Unit Cost (In lakh)	Fin. Allocation (Rs. in lakh)
								1	1.750	1.750	1	1.750	1.750
								11	0.050	0.550	11	0.050	0.550
	14		1.42	14		1.42		11465		14.91	13455		15.14

National Health Mission, Assam

25-Fund allocated to Majuli							26-Fund allocated to Morigaon						
2024-25				2025-26			2024-25				2025-26		
Fresh approval				Fresh approval			Fresh approval				Fresh approval		
Measure of quantity/ Target	Quantity/ Target	Avr. Unit Cost (In lakh)	Fin. Allocation (Rs. in lakh)	Quantity/ Target	Avr. Unit Cost (In lakh)	Fin. Allocation (Rs. in lakh)	Measure of quantity/ Target	Quantity/ Target	Avr. Unit Cost (In lakh)	Fin. Allocation (Rs. in lakh)	Quantity/ Target	Avr. Unit Cost (In lakh)	Fin. Allocation (Rs. in lakh)
0	1037	0	0.52	1209	0	0.60	0	4118	0	2.06	4804	0	2.40
No. of VHSND session	1037	0.0005	0.52	1209	0.0005	0.60	No. of VHSND session	4118	0.0005	2.06	4804	0.0005	2.40
			0.00			0.00				0.00			0.00
	0		0.00	0	0	0.00		0		0.00	0	0	0.00
	0	0	0.000	0	0.00	0.00	0	0	0.000	0.00	0	0.00	0.00
	0	0	0.000	0	0.00	0.00	0	0	0.000	0.00	0	0.00	0.00
	0	0	0.000	0	0.00	0.00	0	0	0.000	0.00	0	0.00	0.00
	1154	10.43	26.40	1154	8.59	24.56		11113	87.96	241.25	11113	81.83	235.12
No of Home Deliveries	2	0.005	0.01	2	0.005	0.01	No of Home Deliveries	50	0.005	0.25	50	0.005	0.25
No of Istitutional Deliveires (Rural)	1126	0.014	15.76	1126	0.014	15.76	No of Istitutional Deliveires (Rural)	10618	0.014	148.65	10618	0.014	148.65

National Health Mission, Assam

25-Fund allocated to Majuli							26-Fund allocated to Morigaon						
2024-25				2025-26			2024-25				2025-26		
Fresh approval				Fresh approval			Fresh approval				Fresh approval		
Mesure of quantity/ Target	Quantity/ Target	Avr. Unit Cost (In lakh)	Fin. Allocation (Rs. in lakh)	Quantity/ Target	Avr. Unit Cost (In lakh)	Fin. Allocation (Rs. in lakh)	Mesure of quantity/ Target	Quantity/ Target	Avr. Unit Cost (In lakh)	Fin. Allocation (Rs. in lakh)	Quantity/ Target	Avr. Unit Cost (In lakh)	Fin. Allocation (Rs. in lakh)
No of Istitutional Deliveires (Urban)	23	0.01	0.23	23	0.01	0.23	No of Istitutional Deliveires (Urban)	442	0.01	4.42	442	0.01	4.42
No of districts	1	1.2	1.20	1	0	0.00	No of districts	1	0	0.00	1	0	0.00
No of districts	1	8.560	8.56	1	8.560	8.56	No of districts	1	81.80	81.80	1	81.80	81.80
No of districts	1	0.64	0.64	1	0	0.00	No of districts	1	6.13	6.13	1	0	0.00
	74	19.41	19.87	78	12.70	13.18		266	156.21	157.91	278	93.55	95.33
No of districts	1	6.77	6.77	1	0	0.00	No of districts	1	63.09	63.09	1	0	0.00
No of complicated pregnancies	71	0.0065	0.46	75	0.0065	0.49	No of complicated pregnancies	263	0.0065	1.71	275	0.0065	1.79
No of districts	1	3.934	3.934	1	3.990	3.990	No of districts	1	33.819	33.819	1	34.251	34.251
No of districts	1	8.70	8.70	1	8.70	8.70	No of districts	1	59.29	59.29	1	59.29	59.29

National Health Mission, Assam

25-Fund allocated to Majuli							26-Fund allocated to Morigaon						
2024-25				2025-26			2024-25				2025-26		
Fresh approval				Fresh approval			Fresh approval				Fresh approval		
Mesure of quantity/ Target	Quantity/ Target	Avr. Unit Cost (In lakh)	Fin. Allocation (Rs. in lakh)	Quantity/ Target	Avr. Unit Cost (In lakh)	Fin. Allocation (Rs. in lakh)	Mesure of quantity/ Target	Quantity/ Target	Avr. Unit Cost (In lakh)	Fin. Allocation (Rs. in lakh)	Quantity/ Target	Avr. Unit Cost (In lakh)	Fin. Allocation (Rs. in lakh)
	1437	0.01	10.06	1437	0.01	10.059		13826	0.01	96.78	13826	0.01	96.782
No of Institutional Deliveries	1437	0.007	10.06	1437	0.007	10.06	No of Institutional Deliveries	13826	0.007	96.78	13826	0.007	96.78
	1	0.81	0.81	1	0.85	0.85		1	0.96	0.96	1	1.00	1.00
No of districts	1	0.81	0.81	1	0.85	0.85	No of districts	1	0.96	0.96	1	1.00	1.00
	4		0.19	4		0.19		8		0.23	8		0.23
			0.00			0.00				0.00			0.00
No of districts	1	0.12	0.12	1	0.12	0.12	No of districts	1	0.12	0.12	1	0.12	0.12
No of blocks	1	0.02	0.02	1	0.02	0.02	No of blocks	3	0.02	0.06	3	0.02	0.06
No of districts	1	0.05	0.05	1	0.05	0.05	No of districts	1	0.05	0.05	1	0.05	0.05
No of blocks	1	0	0.00	1		0.00	No of blocks	3	0	0.00	3	0	0.00
	0	0.00	0.00	0	0.00	0.00		0	0.00	0.00	0	0.00	0.00
No of regional institute	0	0	0.00	0	0	0.00	No of regional institute	0	0	0.00	0	0	0.00

National Health Mission, Assam

25-Fund allocated to Majuli							26-Fund allocated to Morigaon						
2024-25				2025-26			2024-25				2025-26		
Fresh approval				Fresh approval			Fresh approval				Fresh approval		
Mesure of quantity/ Target	Quantity/ Target	Avr. Unit Cost (In lakh)	Fin. Allocation (Rs. in lakh)	Quantity/ Target	Avr. Unit Cost (In lakh)	Fin. Allocation (Rs. in lakh)	Mesure of quantity/ Target	Quantity/ Target	Avr. Unit Cost (In lakh)	Fin. Allocation (Rs. in lakh)	Quantity/ Target	Avr. Unit Cost (In lakh)	Fin. Allocation (Rs. in lakh)
No of ME	0	0	0.00	0	0	0.00	No of ME	0	0	0.00	0	0	0.00
No of NPM	0	0	0.00	0	0	0.00	No of NPM	0	0	0.00	0	0	0.00
	2		0.18	2		0.18		7		0.22	7		0.22
no of activities	1	0.173	0.17	1	0.173	0.17	no of activities	1	0.209	0.21	1	0	0.21
no of claims	1	0.002	0.00	1	0.002	0.00	no of claimss	6	0.002	0.01	6	0.002	0.01
			0.00			0.00				0.00			0.00
			0.00			0.00				0.00			0.00
	267		0.54	279		0.56		2189		5.32	2281		5.45
No of cases	264	0.0015	0.40	276	0.0015	0.41	No of cases	2184	0.0015	3.28	2276	0.0015	3.41
	0	0	0.00	0	0	0.00		0	0	0.00	0	0	0.00
	0	0	0.00	0	0	0.00		0	0	0.00	0	0	0.00
	0	0	0.00	0	0	0.00		0	0	0.00	0	0	0.00
	0	0	0.00	0	0	0.00		0	0	0.00	0	0	0.00
	0	0	0.00	0	0	0.00	No of batch	1	1.396	1.40	1	1.396	1.40
	0	0	0.00	0	0	0.00	No of batch	1	0.502	0.50	1	0.502	0.50

National Health Mission, Assam

25-Fund allocated to Majuli							26-Fund allocated to Morigaon						
2024-25				2025-26			2024-25				2025-26		
Fresh approval				Fresh approval			Fresh approval				Fresh approval		
Mesure of quantity/ Target	Quantity/ Target	Avr. Unit Cost (In lakh)	Fin. Allocation (Rs. in lakh)	Quantity/ Target	Avr. Unit Cost (In lakh)	Fin. Allocation (Rs. in lakh)	Mesure of quantity/ Target	Quantity/ Target	Avr. Unit Cost (In lakh)	Fin. Allocation (Rs. in lakh)	Quantity/ Target	Avr. Unit Cost (In lakh)	Fin. Allocation (Rs. in lakh)
0	0	0	0.00	0	0	0.00	0	0	0	0.00	0	0	0.00
No of meeting	1	0.072	0.07	1	0.072	0.07	No of meeting	1	0.072	0.07	1	0	0.07
No of meeting	2	0.036	0.07	2	0.036	0.07	No of meeting	2	0.036	0.07	2	0	0.07
			0.00			0.00				0.00			0.00
0	0	0	0.00	0	0	0.00	0	0	0	0.00	0	0	0.00
0	0	0	0.00	0	0	0.00	0	0	0	0.00	0	0	0.00
0	0	0	0.00	0	0	0.00	0	0	0	0.00	0	0	0.00
0	0	0	0.00	0	0	0.00	0	0	0	0.00	0	0	0.00
0	0	0	0.00	0	0	0.00	0	0	0	0.00	0	0	0.00
0	0	0	0.00	0	0	0.00	0	0	0	0.00	0	0	0.00
0	0	0.00	0.00	0	0.00	0.00	0	0	0.00	0.00	0	0.00	0.00
0	0	0.00	0.00	0	0.00	0.00	0	0	0.00	0.00	0	0.00	0.00
0	0	0.00	0.00	0	0.00	0.00	0	0	0.00	0.00	0	0.00	0.00

National Health Mission, Assam

25-Fund allocated to Majuli							26-Fund allocated to Morigaon						
2024-25				2025-26			2024-25				2025-26		
Fresh approval				Fresh approval			Fresh approval				Fresh approval		
Measure of quantity/ Target	Quantity/ Target	Avr. Unit Cost (In lakh)	Fin. Allocation (Rs. in lakh)	Quantity/ Target	Avr. Unit Cost (In lakh)	Fin. Allocation (Rs. in lakh)	Measure of quantity/ Target	Quantity/ Target	Avr. Unit Cost (In lakh)	Fin. Allocation (Rs. in lakh)	Quantity/ Target	Avr. Unit Cost (In lakh)	Fin. Allocation (Rs. in lakh)
	0	0	0.00	0	0.00	0.00	0	0	0.00	0.00	0	0.00	0.00
	0	0	0.00	0	0.00	0.00	0	0	0.00	0.00	0	0.00	0.00
	0	0	0.00	0	0.00	0.00	0	0	0.00	0.00	0	0.00	0.00
			0.00			0.00				0.00			0.00
	0	0	0.00	0	0.00	0.00	0	0	0.00	0.00	0	0.00	0.00
	0	0	0.00	0	0.00	0.00	0	0	0.00	0.00	0	0.00	0.00
	3		0.06	3		0.06		15		0.30	15		0.30
no of visits	3	0.02	0.06	3	0.02	0.06	no of visits	15	0.02	0.30	15	0.02	0.30
	0	0	0.00	0	0.00	0.00	0	0	0.00	0.00	0	0.00	0.00
	80		1.92	80		1.92		314		7.54	314		7.54
No of ANMs	80	0.024	1.92	80	0.024	1.92	No of ANMs	314	0.024	7.54	314	0	7.54
			0.00			0.00				0.00			0.00

National Health Mission, Assam

25-Fund allocated to Majuli							26-Fund allocated to Morigaon						
2024-25			2025-26				2024-25			2025-26			
Fresh approval			Fresh approval				Fresh approval			Fresh approval			
Mesure of quantity/ Target	Quantity/ Target	Avr. Unit Cost (In lakh)	Fin. Allocation (Rs. in lakh)	Quantity/ Target	Avr. Unit Cost (In lakh)	Fin. Allocation (Rs. in lakh)	Mesure of quantity/ Target	Quantity/ Target	Avr. Unit Cost (In lakh)	Fin. Allocation (Rs. in lakh)	Quantity/ Target	Avr. Unit Cost (In lakh)	Fin. Allocation (Rs. in lakh)
	2446		11.16	2559		12.41		13681		30.29	14333		32.47
			0.00			0.00				0.00			0.00
no of claims	2253	0.002	3.38	2365	0.002	3.55	no of claims	12891	0.002	19.34	13535	0	20.30
no of claims	162	0.001	0.16	162	0.001	0.16	no of claims	523	0.001	0.52	523	0	0.52
			0.00			0.00				0.00			0.00
0	0	0.00	0.00	0	0.00	0.00	0	0	0.00	0.00	0	0.00	0.00
			0.00			0.00				0.00			0.00
			0.00			0.00				0.00			0.00
			0.00			0.00				0.00			0.00
			0.00			0.00				0.00			0.00
			0.00			0.00				0.00			0.00
0	0	0.00	0.00	0	0.00	0.00	0	0	0.00	0.00	0	0.00	0.00
			0.00			0.00				0.00			0.00
			0.00			0.00				0.00			0.00

National Health Mission, Assam

25-Fund allocated to Majuli							26-Fund allocated to Morigaon						
2024-25				2025-26			2024-25				2025-26		
Fresh approval				Fresh approval			Fresh approval				Fresh approval		
Measure of quantity/ Target	Quantity/ Target	Avr. Unit Cost (In lakh)	Fin. Allocation (Rs. in lakh)	Quantity/ Target	Avr. Unit Cost (In lakh)	Fin. Allocation (Rs. in lakh)	Measure of quantity/ Target	Quantity/ Target	Avr. Unit Cost (In lakh)	Fin. Allocation (Rs. in lakh)	Quantity/ Target	Avr. Unit Cost (In lakh)	Fin. Allocation (Rs. in lakh)
0	0	0	0.00	0	0	0.00	0	0	0	0.00	0	0	0.00
No of batch	3	1.65	4.95	4	1.65	6.60	No of batch	4	1.65	6.60	5	1.65	8.25
0	0	0	0.00	0	0	0.00	0	0	0	0.00	0	0	0.00
No of batch	1	0.2904	0.29	1	0.2904	0.29	No of batch	1	0.2904	0.29	1	0.2904	0.29
No of batch	1	0.3564	0.36	1	0.3564	0.36	No of batch	1	0.3564	0.36	1	0.3564	0.36
0	0	0.000	0.00	0	0.000	0.00	0	0	0.000	0.00	0	0	0.00
No of batch	2	0.6963	1.39	2	0.6963	1.39	No of batch	2	0.6963	1.39	3	0.6963	2.09
			0.00			0.00				0.00			0.00
			0.00			0.00				0.00			0.00
			0.00			0.00				0.00			0.00
			0.00			0.00				0.00			0.00
			0.00			0.00				0.00			0.00
			0.00			0.00				0.00			0.00
no of cases	23	0.003	0.06	24	0.003	0.06	no of cases	257	0.003	0.64	265	0	0.66

National Health Mission, Assam

25-Fund allocated to Majuli							26-Fund allocated to Morigaon						
2024-25			2025-26				2024-25				2025-26		
Fresh approval			Fresh approval				Fresh approval				Fresh approval		
Measure of quantity/ Target	Quantity/ Target	Avr. Unit Cost (In lakh)	Fin. Allocation (Rs. in lakh)	Quantity/ Target	Avr. Unit Cost (In lakh)	Fin. Allocation (Rs. in lakh)	Measure of quantity/ Target	Quantity/ Target	Avr. Unit Cost (In lakh)	Fin. Allocation (Rs. in lakh)	Quantity/ Target	Avr. Unit Cost (In lakh)	Fin. Allocation (Rs. in lakh)
no of waiting home	1	0.576	0.58	0	0.000	0.00	no of waiting home	2	0.576	1.15	0	0	0.00
0	0	0.000	0.00	0	0.000	0.00	0	0	0.000	0.00	0	0	0.00
	0		0.00	0		0.00		15		2.04	0		0.00
			0.00			0.00				0.00			0.00
			0.00			0.00				0.00			0.00
			0.00			0.00				0.00			0.00
			0.00			0.00				0.00			0.00
			0.00			0.00				0.00			0.00
0	0	0.00	0.00	0	0.00	0.00	0	0	0.00	0.00	0	0.00	0.00
0	0	0.00	0.00	0	0.00	0.00	0	15	0.14	2.04	0	0.00	0.00
			71.71			64.57				544.90			476.85

National Health Mission, Assam

25-Fund allocated to Majuli							26-Fund allocated to Morigaon						
2024-25				2025-26			2024-25				2025-26		
Fresh approval				Fresh approval			Fresh approval				Fresh approval		
Measure of quantity/ Target	Quantity/ Target	Avr. Unit Cost (In lakh)	Fin. Allocation (Rs. in lakh)	Quantity/ Target	Avr. Unit Cost (In lakh)	Fin. Allocation (Rs. in lakh)	Measure of quantity/ Target	Quantity/ Target	Avr. Unit Cost (In lakh)	Fin. Allocation (Rs. in lakh)	Quantity/ Target	Avr. Unit Cost (In lakh)	Fin. Allocation (Rs. in lakh)
							Clinics	50	0.00375	0.1875	50	0.00375	0.1875
							Lumpsum	1	0.3	0.3	1	0.3	0.3
Number	1	0.5	0.5	1	0.5	0.5	Number	1	0.5	0.5	1	0.5	0.5
							Lumpsum	0	0.0	0.0	1	0.5	0.5
	1		0.5	1		0.5		52		0.9875	53		1.4875
	12		9.15	9		8.64		30		26.33	23		25.73
2	2	4.2	8.40	2	4.2	8.40	6	6	4.2	25.20	6	4.2	25.20
2	2	0.036	0.072	2	0.036	0.072	6	6	0.036	0.216	6	0.036	0.216
2	2	0.023	0.046			0.00	6	6	0.023	0.139			0.00
			0.00			0.00				0.00			0.00

National Health Mission, Assam

25-Fund allocated to Majuli							26-Fund allocated to Morigaon						
2024-25				2025-26			2024-25				2025-26		
Fresh approval				Fresh approval			Fresh approval				Fresh approval		
Mesure of quantity/ Target	Quantity/ Target	Avr. Unit Cost (In lakh)	Fin. Allocation (Rs. in lakh)	Quantity/ Target	Avr. Unit Cost (In lakh)	Fin. Allocation (Rs. in lakh)	Mesure of quantity/ Target	Quantity/ Target	Avr. Unit Cost (In lakh)	Fin. Allocation (Rs. in lakh)	Quantity/ Target	Avr. Unit Cost (In lakh)	Fin. Allocation (Rs. in lakh)
1	1	0.46	0.46			0.00	1	1	0.463	0.46			0.00
			0.00			0.00				0.00			0.00
5	5	0.034	0.17	5	0.034	0.17	11	11	0.028	0.31	11	0.028	0.31
	32		0.500	33		0.857		56		1.100	59		1.933
0	0	0	0.00	0	0	0.00	0	0	0	0.00	0	0	0.00
30	30	0.010	0.30	30	0.010	0.30	50	50	0.010	0.50	50	0.010	0.50
			0.00			0.00	0.000	0.000	0.000	0.00	1	0.120	0.12
			0.00			0.00				0.00			0.00
			0.00			0.00				0.00			0.00
0	0	0.000	0.00	1	0.357	0.36	0.000	0.000	0.000	0.00	2	0.357	0.71
			0.00			0.00				0.00			0.00

National Health Mission, Assam

25-Fund allocated to Majuli							26-Fund allocated to Morigaon						
2024-25				2025-26			2024-25				2025-26		
Fresh approval				Fresh approval			Fresh approval				Fresh approval		
Measure of quantity/ Target	Quantity/ Target	Avr. Unit Cost (In lakh)	Fin. Allocation (Rs. in lakh)	Quantity/ Target	Avr. Unit Cost (In lakh)	Fin. Allocation (Rs. in lakh)	Measure of quantity/ Target	Quantity/ Target	Avr. Unit Cost (In lakh)	Fin. Allocation (Rs. in lakh)	Quantity/ Target	Avr. Unit Cost (In lakh)	Fin. Allocation (Rs. in lakh)
			0.00			0.00				0.00			0.00
			0.00			0.00				0.00			0.00
2	2	0.100	0.20	2	0.100	0.20	6	6	0.100	0.60	6	0.100	0.60
	44		9.65	42		9.50		86		27.43	82		27.66
	2283.758	6.234	11.931	2329.353	6.447	12.136		16411.146	38.583	79.599	16739.289	40.115	81.951
Nos	2280	0.0025	5.699	2325	0.0025	5.691	Nos	16407	0.0025	41.018	16735	0.0025	41.838
Nos							Nos						
Nos							Nos						
Nos	1	5.98	5.976	1	6.19	6.186	Nos	1	37.39	37.387	1	38.89	38.894
Nos							Nos						

National Health Mission, Assam

25-Fund allocated to Majuli							26-Fund allocated to Morigaon						
2024-25				2025-26			2024-25				2025-26		
Fresh approval				Fresh approval			Fresh approval				Fresh approval		
Measure of quantity/ Target	Quantity/ Target	Avr. Unit Cost (In lakh)	Fin. Allocation (Rs. in lakh)	Quantity/ Target	Avr. Unit Cost (In lakh)	Fin. Allocation (Rs. in lakh)	Measure of quantity/ Target	Quantity/ Target	Avr. Unit Cost (In lakh)	Fin. Allocation (Rs. in lakh)	Quantity/ Target	Avr. Unit Cost (In lakh)	Fin. Allocation (Rs. in lakh)
Nos	1	0.18	0.180	1	0.18	0.180	Nos	1	0.65	0.650	1	0.65	0.650
Nos							Nos						
Nos	1	0.076	0.076	1	0.079	0.079	Nos	1	0.544	0.544	1	0.569	0.569
Nos	1	0	0.000	1	0	0.000	Nos	1	0	0.000	1	0	0.000
Nos							Nos						
Nos							Nos						
	21	9.0857273	9.613	18	5.037727	5.565		70	17.12881	21.898	68	16.62881	20.898
Nos	1	3	3.000	1.000	3	3.000	Nos	1.000	10	10.000	1	10	10.000
Nos	1	0.28	0.280	1	0.28	0.280	Nos	9	0.231111	2.080	9	0.23	2.080
Nos	11	0.05	0.580	11	0.05	0.580	Nos	48	0.05	2.280	48	0.05	2.280
Nos	1	0.30	0.300	1	0.30	0.300	Nos	1	0.40	0.400	1	0.40	0.400
Nos							Nos						

National Health Mission, Assam

25-Fund allocated to Majuli							26-Fund allocated to Morigaon						
2024-25				2025-26			2024-25				2025-26		
Fresh approval				Fresh approval			Fresh approval				Fresh approval		
Measure of quantity/ Target	Quantity/ Target	Avr. Unit Cost (In lakh)	Fin. Allocation (Rs. in lakh)	Quantity/ Target	Avr. Unit Cost (In lakh)	Fin. Allocation (Rs. in lakh)	Measure of quantity/ Target	Quantity/ Target	Avr. Unit Cost (In lakh)	Fin. Allocation (Rs. in lakh)	Quantity/ Target	Avr. Unit Cost (In lakh)	Fin. Allocation (Rs. in lakh)
Nos							Nos						
Nos							Nos						
Nos							Nos						
Nos							Nos						
Nos of Batches	1	1.416	1.416				Nos of Batches	1	1.416	1.416	1	1.416	1.416
Nos of Batches	1	1.328	1.328				Nos of Batches	1	1.328	1.328	1	1.328	1.328

National Health Mission, Assam

25-Fund allocated to Majuli							26-Fund allocated to Morigaon						
2024-25				2025-26			2024-25				2025-26		
Fresh approval				Fresh approval			Fresh approval				Fresh approval		
Measure of quantity/ Target	Quantity/ Target	Avr. Unit Cost (In lakh)	Fin. Allocation (Rs. in lakh)	Quantity/ Target	Avr. Unit Cost (In lakh)	Fin. Allocation (Rs. in lakh)	Measure of quantity/ Target	Quantity/ Target	Avr. Unit Cost (In lakh)	Fin. Allocation (Rs. in lakh)	Quantity/ Target	Avr. Unit Cost (In lakh)	Fin. Allocation (Rs. in lakh)
Nos of Batches	1	1.304	1.304				Nos of Batches	1	1.304	1.304	1	1.304	1.304
Nos of Batches							Nos of Batches						
Nos of Batches							Nos of Batches						
Nos of Batches							Nos of Batches						
Nos of Batches							Nos of Batches						
Nos of Batches							Nos of Batches						
Nos							Nos						
Nos							Nos						
Nos	1	0.792	0.792	1	0.792	0.792	Nos	1	1.2252	1.225	1	1.2252	1.225
Nos							Nos						
Nos	1.000	0.20	0.200	1.000	0.20	0.200	Nos	1.000	0.20	0.200	1.000	0.20	0.200
Nos	1	0.03	0.030	1	0.03	0.030	Nos	3	0.094	0.282	3	0.094	0.282

National Health Mission, Assam

25-Fund allocated to Majuli							26-Fund allocated to Morigaon						
2024-25				2025-26			2024-25				2025-26		
Fresh approval				Fresh approval			Fresh approval				Fresh approval		
Measure of quantity/ Target	Quantity/ Target	Avr. Unit Cost (In lakh)	Fin. Allocation (Rs. in lakh)	Quantity/ Target	Avr. Unit Cost (In lakh)	Fin. Allocation (Rs. in lakh)	Measure of quantity/ Target	Quantity/ Target	Avr. Unit Cost (In lakh)	Fin. Allocation (Rs. in lakh)	Quantity/ Target	Avr. Unit Cost (In lakh)	Fin. Allocation (Rs. in lakh)
	1	0.3048	0.305	1	0.3048	0.305		1	0.9724	0.972	1	0.9724	0.972
	2	7.976	7.976	2	7.585	7.585		2	12.496	12.496	2	12.125	12.125
Nos	1	1.0	1.000	1	1	1.000	Nos	1	2.0	2.000	1	2	2.000
Nos							Nos						
Nos							Nos						
Nos	1	6.976	6.976	1	6.585	6.585	Nos	1	10.496	10.496	1	10.125	10.125
Nos							Nos						
	1	3	3.000	1	3	3.000		1	3	3.000	1	3	3.000

National Health Mission, Assam

25-Fund allocated to Majuli							26-Fund allocated to Morigaon						
2024-25				2025-26			2024-25				2025-26		
Fresh approval				Fresh approval			Fresh approval				Fresh approval		
Measure of quantity/ Target	Quantity/ Target	Avr. Unit Cost (In lakh)	Fin. Allocation (Rs. in lakh)	Quantity/ Target	Avr. Unit Cost (In lakh)	Fin. Allocation (Rs. in lakh)	Measure of quantity/ Target	Quantity/ Target	Avr. Unit Cost (In lakh)	Fin. Allocation (Rs. in lakh)	Quantity/ Target	Avr. Unit Cost (In lakh)	Fin. Allocation (Rs. in lakh)
Nos	1	3	3.000	1	3	3.000	Nos	1	3	3.000	1	3	3.000
	1	0.5	0.500	1	0.5	0.500		1	1.753	1.753	1	1.7525	1.753
Nos	1	0.5	0.500	1	0.5	0.500	Nos	1	1.753	1.753	1	1.753	1.753
	0	0	0.000	0	0	0.000		0	0	0.000	0	0	0.000
Nos							Nos						
	0	0	0	0	0	0		0	0	0	0	0	0
Nos							Nos						
	2320		38.864	2359		33.042		16497		125.846	16825		127.156
			39.24			39.27				119.43			120.07

National Health Mission, Assam

25-Fund allocated to Majuli							26-Fund allocated to Morigaon						
2024-25				2025-26			2024-25				2025-26		
Fresh approval				Fresh approval			Fresh approval				Fresh approval		
Measure of quantity/ Target	Quantity/ Target	Avr. Unit Cost (In lakh)	Fin. Allocation (Rs. in lakh)	Quantity/ Target	Avr. Unit Cost (In lakh)	Fin. Allocation (Rs. in lakh)	Measure of quantity/ Target	Quantity/ Target	Avr. Unit Cost (In lakh)	Fin. Allocation (Rs. in lakh)	Quantity/ Target	Avr. Unit Cost (In lakh)	Fin. Allocation (Rs. in lakh)
No. of DVS+RVS	1	12000.000	0.120	1	#####	0.120	No. of DVS+RVS	1	#####	0.120	1	#####	0.120
months	12	18000.000	2.160	12	#####	2.160	months	12	#####	2.160	12	#####	2.160
Urban Slum	4	625.000	0.027	4	625.000	0.027	Urban Slum	138	625.000	0.864	138	625.000	0.864
Underserved Session per Yr	16	2475.000	0.396	16	2475.000	0.396	Underserved Session per Yr	32	2475.000	0.792	32	2475.000	0.792
Expected Complete Imm, (upto 5 yrs)	4315	225.000	9.708	4332	225.000	9.747	Expected Complete Imm, (upto 5 yrs)	24423	225.000	54.951	24702	225.000	55.579

National Health Mission, Assam

25-Fund allocated to Majuli							26-Fund allocated to Morigaon						
2024-25				2025-26			2024-25				2025-26		
Fresh approval				Fresh approval			Fresh approval				Fresh approval		
Measure of quantity/ Target	Quantity/ Target	Avr. Unit Cost (In lakh)	Fin. Allocation (Rs. in lakh)	Quantity/ Target	Avr. Unit Cost (In lakh)	Fin. Allocation (Rs. in lakh)	Measure of quantity/ Target	Quantity/ Target	Avr. Unit Cost (In lakh)	Fin. Allocation (Rs. in lakh)	Quantity/ Target	Avr. Unit Cost (In lakh)	Fin. Allocation (Rs. in lakh)
No. of Batches	4	70934.000	3.018	4	#####	3.018	No. of Batches	9	#####	6.525	9	#####	6.525
BRIDGE Mtng Batch Number	9	18000.000	1.620	9	#####	1.620	BRIDGE Mtng Batch Number	24	#####	4.320	24	#####	4.320
RI/IMI Session Planned	113	900.000	1.019	113	900.000	1.019	RI/IMI Session Planned	250	900.000	2.249	250	900.000	2.249
Beneficiary Infant Target	4200	5.000	0.210	4200	5.000	0.210	Beneficiary Infant Target	24900	5.000	1.245	25200	4.993	1.258
Yearly No. of AVD (HtRA)	252	200.000	0.504	252	200.000	0.504	Yearly No. of AVD (HtRA)	2937	200.000	5.874	2937	200.000	5.874
Yearly No. of AVD for Very Hard to Reach Area	219	450.000	0.986	219	450.000	0.986	Yearly No. of AVD for Very Hard to Reach Area	624	450.000	2.808	624	450.000	2.808

National Health Mission, Assam

25-Fund allocated to Majuli							26-Fund allocated to Morigaon						
2024-25				2025-26			2024-25				2025-26		
Fresh approval				Fresh approval			Fresh approval				Fresh approval		
Measure of quantity/ Target	Quantity/ Target	Avr. Unit Cost (In lakh)	Fin. Allocation (Rs. in lakh)	Quantity/ Target	Avr. Unit Cost (In lakh)	Fin. Allocation (Rs. in lakh)	Measure of quantity/ Target	Quantity/ Target	Avr. Unit Cost (In lakh)	Fin. Allocation (Rs. in lakh)	Quantity/ Target	Avr. Unit Cost (In lakh)	Fin. Allocation (Rs. in lakh)
No. of Participants	23	600.000	0.136	23	600.000	0.136	No. of Participants	27	600.000	0.160	27	600.000	0.160
No. of Sub Centre & Plan. Unit	44	1200.000	0.528	44	1200.000	0.528	No. of Sub Centre & Plan. Unit	142	1200.000	1.704	142	1200.000	1.704
No. of Supervisory Visits planned yearly	553	384.280	2.124	550	384.280	2.112	No. of Supervisory Visits planned yearly	1015	384.280	3.900	1015	384.280	3.900
No. of PHC	1	84500.000	0.845	1	#####	0.845	No. of PHC	4	#####	0.890	4	#####	0.890
			4.14			4.14				16.59			16.59
No. of Beneficiary	24575	16.827	4.135	24575	16.827	4.135	No. of Beneficiary	149606	11.091	16.593	149606	11.091	16.593
	13		1.874	13		1.874		13		1.874	13		1.874

National Health Mission, Assam

25-Fund allocated to Majuli							26-Fund allocated to Morigaon						
2024-25				2025-26			2024-25				2025-26		
Fresh approval				Fresh approval			Fresh approval				Fresh approval		
Measure of quantity/ Target	Quantity/ Target	Avr. Unit Cost (In lakh)	Fin. Allocation (Rs. in lakh)	Quantity/ Target	Avr. Unit Cost (In lakh)	Fin. Allocation (Rs. in lakh)	Measure of quantity/ Target	Quantity/ Target	Avr. Unit Cost (In lakh)	Fin. Allocation (Rs. in lakh)	Quantity/ Target	Avr. Unit Cost (In lakh)	Fin. Allocation (Rs. in lakh)
	169		0.68	1398		13.68		543		1.93	1657		13.71
0.000	297	#DIV/0!	5.604	316	#DIV/0!	5.969	0.000	1790	#DIV/0!	33.329	1902	#DIV/0!	35.683
Nos of Camp	5	0.150	0.750	5	0.150	0.750	Nos of Camp	22	0.150	3.300	23	0.150	3.450
	173	0.026	4.556	187	0.026	4.909		1046	0.027	28.224	1129	0.027	30.358
	119	0.002500	0.298	124	0.002500	0.310		722	0.002500	1.805	750	0.002500	1.875
		#DIV/0!			#DIV/0!				#DIV/0!			#DIV/0!	
		#DIV/0!			#DIV/0!				#DIV/0!			#DIV/0!	
		#DIV/0!			#DIV/0!				#DIV/0!			#DIV/0!	
		#DIV/0!			#DIV/0!				#DIV/0!			#DIV/0!	
		#DIV/0!			#DIV/0!				#DIV/0!			#DIV/0!	
		#DIV/0!			#DIV/0!				#DIV/0!			#DIV/0!	
		#DIV/0!			#DIV/0!				#DIV/0!			#DIV/0!	
		#DIV/0!			#DIV/0!				#DIV/0!			#DIV/0!	

National Health Mission, Assam

25-Fund allocated to Majuli							26-Fund allocated to Morigaon						
2024-25				2025-26			2024-25				2025-26		
Fresh approval				Fresh approval			Fresh approval				Fresh approval		
Measure of quantity/ Target	Quantity/ Target	Avr. Unit Cost (In lakh)	Fin. Allocation (Rs. in lakh)	Quantity/ Target	Avr. Unit Cost (In lakh)	Fin. Allocation (Rs. in lakh)	Measure of quantity/ Target	Quantity/ Target	Avr. Unit Cost (In lakh)	Fin. Allocation (Rs. in lakh)	Quantity/ Target	Avr. Unit Cost (In lakh)	Fin. Allocation (Rs. in lakh)
		#DIV/0!			#DIV/0!			#DIV/0!			#DIV/0!		#DIV/0!
0.00	31	#DIV/0!	1.36	31	#DIV/0!	1.36	0.00	93	#DIV/0!	4.08	93	#DIV/0!	4.08
	1	0.160	0.160	1	0.160	0.160		3	0.160	0.480	3	0.160	0.480
	30	0.040	1.200	30	0.040	1.200		90	0.040	3.600	90	0.040	3.600
		#DIV/0!			#DIV/0!			#DIV/0!			#DIV/0!		#DIV/0!
		#DIV/0!			#DIV/0!			#DIV/0!			#DIV/0!		#DIV/0!
		#DIV/0!			#DIV/0!			#DIV/0!			#DIV/0!		#DIV/0!
0.000	1716	#DIV/0!	3.890	1844	#DIV/0!	4.204	0.000	15469	#DIV/0!	26.369	16570	#DIV/0!	28.601
	3	0.050	0.150	5	0.050	0.250		15	0.050	0.750	20	0.050	1.000
	510	0.0002	0.102	530	0.0002	0.106		2707	0.0002	0.542	2819	0.0002	0.564
	490	0.002	1.180	515	0.002	1.240		5504	0.002	13.210	5779	0.002	13.870
	110	0.003	0.330	138	0.003	0.410		868	0.003	2.600	1085	0.003	3.250
	490	0.001	0.590	515	0.001	0.620		5504	0.001	6.600	5779	0.001	6.930

National Health Mission, Assam

25-Fund allocated to Majuli							26-Fund allocated to Morigaon						
2024-25				2025-26			2024-25				2025-26		
Fresh approval				Fresh approval			Fresh approval				Fresh approval		
Measure of quantity/ Target	Quantity/ Target	Avr. Unit Cost (In lakh)	Fin. Allocation (Rs. in lakh)	Quantity/ Target	Avr. Unit Cost (In lakh)	Fin. Allocation (Rs. in lakh)	Measure of quantity/ Target	Quantity/ Target	Avr. Unit Cost (In lakh)	Fin. Allocation (Rs. in lakh)	Quantity/ Target	Avr. Unit Cost (In lakh)	Fin. Allocation (Rs. in lakh)
	110	0.002	0.170	138	0.002	0.210		868	0.001	1.300	1085	0.001	1.620
		#DIV/0!			#DIV/0!			#DIV/0!			#DIV/0!		
		#DIV/0!			#DIV/0!			#DIV/0!			#DIV/0!		
	1	0.493	0.4925	1	0.493	0.4925		1	0.493	0.4925	1	0.493	0.4925
	2	0.438	0.875	2	0.438	0.875		2	0.438	0.875	2	0.438	0.875
		#DIV/0!			#DIV/0!			#DIV/0!			#DIV/0!		
		#DIV/0!			#DIV/0!			#DIV/0!			#DIV/0!		
		#DIV/0!			#DIV/0!			#DIV/0!			#DIV/0!		
		#DIV/0!			#DIV/0!			#DIV/0!			#DIV/0!		
0.000	2482	#DIV/0!	2.367	2502	#DIV/0!	2.387	0.000	8082	#DIV/0!	6.567	8162	#DIV/0!	6.627
	1240	0.000750	0.930	1250	0.000752	0.940		4040	0.000750	3.030	4080	0.000750	3.060
	1240	0.001	0.93	1250	0.001	0.940		4040	0.001	3.030	4080	0.001	3.060
		#DIV/0!			#DIV/0!			#DIV/0!			#DIV/0!		

National Health Mission, Assam

25-Fund allocated to Majuli							26-Fund allocated to Morigaon						
2024-25				2025-26			2024-25				2025-26		
Fresh approval				Fresh approval			Fresh approval				Fresh approval		
Measure of quantity/ Target	Quantity/ Target	Avr. Unit Cost (In lakh)	Fin. Allocation (Rs. in lakh)	Quantity/ Target	Avr. Unit Cost (In lakh)	Fin. Allocation (Rs. in lakh)	Measure of quantity/ Target	Quantity/ Target	Avr. Unit Cost (In lakh)	Fin. Allocation (Rs. in lakh)	Quantity/ Target	Avr. Unit Cost (In lakh)	Fin. Allocation (Rs. in lakh)
	1	0.174	0.1735	1	0.174	0.1735		1	0.174	0.1735	1	0.174	0.1735
	1	0.333	0.333	1	0.333	0.333		1	0.333	0.333	1	0.333	0.333
		#DIV/0!			#DIV/0!			#DIV/0!			#DIV/0!		
		#DIV/0!			#DIV/0!			#DIV/0!			#DIV/0!		
		#DIV/0!			#DIV/0!			#DIV/0!			#DIV/0!		
0.000	2205	#DIV/0!	13.048	2255	#DIV/0!	13.411	0.000	9065	#DIV/0!	32.436	9295	#DIV/0!	33.479
	504	0.001	0.50	529	0.001	0.53		1308	0.001	1.31	1373	0.001	1.37
	900	0.001	0.900	900	0.001	0.900		5500	0.001	5.500	5600	0.001	5.600
	296	0.005	1.420	296	0.005	1.420		948	0.005	4.550	948	0.005	4.550
	504	0.013500	6.804	529	0.013500	7.142		1308	0.013500	17.658	1373	0.013500	18.536
	1	3.420	3.420	1	3.420	3.420		1	3.420	3.420	1	3.420	3.420
		#DIV/0!			#DIV/0!			#DIV/0!			#DIV/0!		
		#DIV/0!			#DIV/0!			#DIV/0!			#DIV/0!		
		#DIV/0!			#DIV/0!			#DIV/0!			#DIV/0!		
0.000	0	#DIV/0!	0.000	0	#DIV/0!	0.000	0.000	0	#DIV/0!	0.000	0	#DIV/0!	0.000

National Health Mission, Assam

25-Fund allocated to Majuli							26-Fund allocated to Morigaon						
2024-25				2025-26			2024-25				2025-26		
Fresh approval				Fresh approval			Fresh approval				Fresh approval		
Mesure of quantity/ Target	Quantity/ Target	Avr. Unit Cost (In lakh)	Fin. Allocation (Rs. in lakh)	Quantity/ Target	Avr. Unit Cost (In lakh)	Fin. Allocation (Rs. in lakh)	Mesure of quantity/ Target	Quantity/ Target	Avr. Unit Cost (In lakh)	Fin. Allocation (Rs. in lakh)	Quantity/ Target	Avr. Unit Cost (In lakh)	Fin. Allocation (Rs. in lakh)
		#DIV/0!			#DIV/0!				#DIV/0!			#DIV/0!	
0.000	2	0.637	0.637	2	0.637	0.637	0.000	2	0.637	0.637	2	0.637	0.637
	1	0.295	0.295	1	0.295	0.295		1	0.295	0.295	1	0.295	0.295
	1	0.342	0.342	1	0.342	0.342		1	0.342	0.342	1	0.342	0.342
0.000	78	0.108	0.585	78	0.108	0.585	0.000	302	0.107	2.030	302	0.107	2.030
	1	0.020	0.02	1	0.020	0.02		3	0.020	0.06	3	0.020	0.06
	1	0.015	0.015	1	0.015	0.015		3	0.015	0.045	3	0.015	0.045
	1	0.030	0.03	1	0.030	0.03		3	0.030	0.09	3	0.030	0.09
	1	0.030	0.03	1	0.030	0.03		3	0.030	0.09	3	0.030	0.09
	37	0.007	0.265	37	0.007	0.265		145	0.006	0.868	145	0.006	0.868

National Health Mission, Assam

25-Fund allocated to Majuli							26-Fund allocated to Morigaon						
2024-25				2025-26			2024-25				2025-26		
Fresh approval				Fresh approval			Fresh approval				Fresh approval		
Measure of quantity/ Target	Quantity/ Target	Avr. Unit Cost (In lakh)	Fin. Allocation (Rs. in lakh)	Quantity/ Target	Avr. Unit Cost (In lakh)	Fin. Allocation (Rs. in lakh)	Measure of quantity/ Target	Quantity/ Target	Avr. Unit Cost (In lakh)	Fin. Allocation (Rs. in lakh)	Quantity/ Target	Avr. Unit Cost (In lakh)	Fin. Allocation (Rs. in lakh)
	37	0.006	0.225	37	0.006	0.225		145	0.006	0.877	145	0.006	0.877
0.000	1344	#DIV/0!	8.289	1389	#DIV/0!	8.628	0.000	6013	#DIV/0!	35.838	6254	#DIV/0!	37.708
	12	0.005	0.060	12	0.005	0.060		40	0.005	0.200	40	0.005	0.200
	29	0.011	0.320	29	0.011	0.320		72	0.005	0.360	72	0.005	0.360
	1107	0.005	5.540	1218	0.005	6.090		4570	0.005	22.850	5027	0.005	25.140
	90	0.010	0.900	99	0.010	0.990		939	0.010	9.390	1013	0.010	10.130
		#DIV/0!			#DIV/0!				#DIV/0!			#DIV/0!	
	1	0.165	0.165	1	0.165	0.165		1	0.165	0.165	1	0.165	0.165
		#DIV/0!			#DIV/0!				#DIV/0!			#DIV/0!	
		#DIV/0!			#DIV/0!				#DIV/0!			#DIV/0!	
		#DIV/0!			#DIV/0!				#DIV/0!			#DIV/0!	
		#DIV/0!			#DIV/0!				#DIV/0!			#DIV/0!	

National Health Mission, Assam

25-Fund allocated to Majuli							26-Fund allocated to Morigaon						
2024-25				2025-26			2024-25				2025-26		
Fresh approval				Fresh approval			Fresh approval				Fresh approval		
Measure of quantity/ Target	Quantity/ Target	Avr. Unit Cost (In lakh)	Fin. Allocation (Rs. in lakh)	Quantity/ Target	Avr. Unit Cost (In lakh)	Fin. Allocation (Rs. in lakh)	Measure of quantity/ Target	Quantity/ Target	Avr. Unit Cost (In lakh)	Fin. Allocation (Rs. in lakh)	Quantity/ Target	Avr. Unit Cost (In lakh)	Fin. Allocation (Rs. in lakh)
	4	0.025	0.100	4	0.025	0.100		4	0.025	0.100	4	0.025	0.100
		#DIV/0!			#DIV/0!				#DIV/0!			#DIV/0!	
		#DIV/0!			#DIV/0!				#DIV/0!			#DIV/0!	
	74	0.004	0.296		#DIV/0!			290	0.004	1.160		#DIV/0!	
		#DIV/0!			#DIV/0!				#DIV/0!			#DIV/0!	
		#DIV/0!			#DIV/0!				#DIV/0!			#DIV/0!	
	1	0.423	0.4225	1	0.423	0.4225		1	0.423	0.4225	1	0.423	0.4225
	25	0.005	0.125	24	0.005	0.120		94	0.005	0.470	94	0.005	0.470
	1	0.360	0.360	1	0.360	0.360		2	0.360	0.720	2	0.360	0.720
		#DIV/0!			#DIV/0!				#DIV/0!			#DIV/0!	
		#DIV/0!			#DIV/0!				#DIV/0!			#DIV/0!	
		#DIV/0!			#DIV/0!				#DIV/0!			#DIV/0!	
		#DIV/0!			#DIV/0!				#DIV/0!			#DIV/0!	
		#DIV/0!			#DIV/0!				#DIV/0!			#DIV/0!	

National Health Mission, Assam

25-Fund allocated to Majuli							26-Fund allocated to Morigaon						
2024-25				2025-26			2024-25				2025-26		
Fresh approval				Fresh approval			Fresh approval				Fresh approval		
Measure of quantity/ Target	Quantity/ Target	Avr. Unit Cost (In lakh)	Fin. Allocation (Rs. in lakh)	Quantity/ Target	Avr. Unit Cost (In lakh)	Fin. Allocation (Rs. in lakh)	Measure of quantity/ Target	Quantity/ Target	Avr. Unit Cost (In lakh)	Fin. Allocation (Rs. in lakh)	Quantity/ Target	Avr. Unit Cost (In lakh)	Fin. Allocation (Rs. in lakh)
0	0	0	0	0	0	0	0	0	0	0	0	0	0
0	0	0	0	0	0	0	0	0	0	0	0	0	0
0	0	0	0	0	0	0	0	0	0	0	0	0	0
0	0	0	0	0	0	0	0	0	0	0	0	0	0
0	0	0	0	0	0	0	0	0	0	0	0	0	0
0.00	310.00	200.00	0.62	310.00	200.00	0.62	0.00	1054.00	200.00	2.11	1054.00	200.00	2.11
No of ASHA	310	200.000	0.62	310.000	200.000	0.62	No of ASHA	1054.000	200.000	2.11	1054	200	2.11
			0.00			0.00				0.00			0.00

National Health Mission, Assam

25-Fund allocated to Majuli							26-Fund allocated to Morigaon						
2024-25				2025-26			2024-25				2025-26		
Fresh approval				Fresh approval			Fresh approval				Fresh approval		
Mesure of quantity/ Target	Quantity/ Target	Avr. Unit Cost (In lakh)	Fin. Allocation (Rs. in lakh)	Quantity/ Target	Avr. Unit Cost (In lakh)	Fin. Allocation (Rs. in lakh)	Mesure of quantity/ Target	Quantity/ Target	Avr. Unit Cost (In lakh)	Fin. Allocation (Rs. in lakh)	Quantity/ Target	Avr. Unit Cost (In lakh)	Fin. Allocation (Rs. in lakh)
0.00	0.00	0.00	0.00	0.00	0.00	0.00	0.00	0.00	0.00	0.00	0.00	0.00	0.00
			0.0000			0.0000				0.0000			0.0000
0.00	310.00	400.00	1.24	310.00	400.00	1.24	0.00	1054.00	400.00	4.22	1054.00	400.00	4.22
			0.000			0.000				0.000			0.000
NO OF ASHA	310	400.000	1.240	310.000	400.000	1.24	NO OF ASHA	1054.000	400.000	4.216	1054.000	400.000	4.22
0.00	#####	27001.00	1.41	113661.00	27001.00	1.41	0.00	224674.00	71001.00	2.96	224674.00	71001.00	2.96
no of children	113660	1.000	1.137	113660	1.000	1.137	no of children	#####	1.000	2.247	224673.000	1.000	2.247
			0.000			0.000				0.000			0.000
			0.000			0.000				0.000			0.000

National Health Mission, Assam

25-Fund allocated to Majuli							26-Fund allocated to Morigaon						
2024-25				2025-26			2024-25				2025-26		
Fresh approval				Fresh approval			Fresh approval				Fresh approval		
Mesure of quantity/ Target	Quantity/ Target	Avr. Unit Cost (In lakh)	Fin. Allocation (Rs. in lakh)	Quantity/ Target	Avr. Unit Cost (In lakh)	Fin. Allocation (Rs. in lakh)	Mesure of quantity/ Target	Quantity/ Target	Avr. Unit Cost (In lakh)	Fin. Allocation (Rs. in lakh)	Quantity/ Target	Avr. Unit Cost (In lakh)	Fin. Allocation (Rs. in lakh)
			0.000			0.000				0.000			0.000
			0.000			0.000				0.000			0.000
no of district	1	27000.000	0.270	1	#####	0.270	no of district	1.000	#####	0.710	1.000	#####	0.710
0	1	22000	0.22	1	22000	0.22	0	1	32000	0.32	1	32000	0.32
no fo district	1	22000.000	0.220	1	#####	0.220	no of district	1.000	#####	0.320	1.000	#####	0.320
			12.528			13.194				27.840			30.112
0.000	0	0.000	0.000	0.000	0.000	0	0	0.000	0.000	0	0	0	0
0.000	0	0.000	0.000	0.000	0.000	0	0	0.000	0.000	0	0	0	0
0.000	0	0.000	0.000	0.000	0.000	0	0	0.000	0.000	0	0	0	0
0.000	0	0.000	0.000	0.000	0.000	0	0	0.000	0.000	0	0	0	0

National Health Mission, Assam

25-Fund allocated to Majuli							26-Fund allocated to Morigaon						
2024-25				2025-26			2024-25				2025-26		
Fresh approval				Fresh approval			Fresh approval				Fresh approval		
Measure of quantity/ Target	Quantity/ Target	Avr. Unit Cost (In lakh)	Fin. Allocation (Rs. in lakh)	Quantity/ Target	Avr. Unit Cost (In lakh)	Fin. Allocation (Rs. in lakh)	Measure of quantity/ Target	Quantity/ Target	Avr. Unit Cost (In lakh)	Fin. Allocation (Rs. in lakh)	Quantity/ Target	Avr. Unit Cost (In lakh)	Fin. Allocation (Rs. in lakh)
0	0	0	0	0	0	0	0	0	0	0	0	0	0
0	0	0	0	0	0	0	0	0	0	0	0	0	0
Per District	2.000	0.030	0.060	2.000	0.030	0.060	Per District	2.000	0.030	0.060	2.000	0.030	0.060
0	0	0	0	0	0	0	0	0	0	0	0	0	0
per block	2	0.360	0.720	2.000	0.360	0.72	per block	3	0.36	1.08	3	0.36	1.08
Per District	1	0.960	0.960	1.000	0.960	0.96	Per District	1.000	0.960	0.96	1	1	0.96
0	0	0	0	0	0	0	0	0	0	0	0	0	0
0	10	4.305	4.695	10	4.3475	4.7375	0	12	4.305	5.305	11	4.3475	5.3475

National Health Mission, Assam

25-Fund allocated to Majuli							26-Fund allocated to Morigaon						
2024-25				2025-26			2024-25				2025-26		
Fresh approval				Fresh approval			Fresh approval				Fresh approval		
Measure of quantity/ Target	Quantity/ Target	Avr. Unit Cost (In lakh)	Fin. Allocation (Rs. in lakh)	Quantity/ Target	Avr. Unit Cost (In lakh)	Fin. Allocation (Rs. in lakh)	Measure of quantity/ Target	Quantity/ Target	Avr. Unit Cost (In lakh)	Fin. Allocation (Rs. in lakh)	Quantity/ Target	Avr. Unit Cost (In lakh)	Fin. Allocation (Rs. in lakh)
No. of MTS	1	0.02	0.02	1	0.02	0.02	No. of MTS	2	0.02	0.04	2	0.02	0.04
							No. of Vehicle	1	0.60	0.60	1	0.65	0.65
Month wise	12	0.10	1.20	12	0.10	1.20	Month wise	12	0.10	1.20	12	0.10	1.20
			7.6359			7.790				15.94185			16.415
case wise	10	0.003	0.03	10	0.003	0.03	case wise	21	0.003	0.06	21	0.003	0.06
Operational cost wise	2	0.375	0.750	2	0.375	0.750	Operational cost wise	5	0.375	1.875	5	0.375	1.875
In litres	100	0.0061	0.61	100	0.0061	0.61	In litres	200	0.0061	1.22	200	0.0061	1.22
Batchwise	2	0.35	0.70	2	0.35	0.70	Batchwise	2	0.35	0.70	2	0.35	0.70

National Health Mission, Assam

25-Fund allocated to Majuli							26-Fund allocated to Morigaon						
2024-25				2025-26			2024-25				2025-26		
Fresh approval				Fresh approval			Fresh approval				Fresh approval		
Measure of quantity/ Target	Quantity/ Target	Avr. Unit Cost (In lakh)	Fin. Allocation (Rs. in lakh)	Quantity/ Target	Avr. Unit Cost (In lakh)	Fin. Allocation (Rs. in lakh)	Measure of quantity/ Target	Quantity/ Target	Avr. Unit Cost (In lakh)	Fin. Allocation (Rs. in lakh)	Quantity/ Target	Avr. Unit Cost (In lakh)	Fin. Allocation (Rs. in lakh)
Districtwise	1	0.40	0.40	1	0.40	0.40	Districtwise	1	1.10	1.10	1	1.10	1.10
Districtwise	1	0.50	0.50	1	0.50	0.50	Districtwise	1	1.10	1.10	1	1.10	1.10
			1.900			1.900				4.600			4.600
Block wise	2	0.07500	0.150	2	0.07500	0.150	Block wise	3	0.07500	0.225	3	0.07500	0.225
District wise	1	0.50	0.50	1	0.50	0.50	District wise	1	0.50	0.50	1	0.50	0.50

National Health Mission, Assam

25-Fund allocated to Majuli							26-Fund allocated to Morigaon						
2024-25				2025-26			2024-25				2025-26		
Fresh approval				Fresh approval			Fresh approval				Fresh approval		
Mesure of quantity/ Target	Quantity/ Target	Avr. Unit Cost (In lakh)	Fin. Allocation (Rs. in lakh)	Quantity/ Target	Avr. Unit Cost (In lakh)	Fin. Allocation (Rs. in lakh)	Mesure of quantity/ Target	Quantity/ Target	Avr. Unit Cost (In lakh)	Fin. Allocation (Rs. in lakh)	Quantity/ Target	Avr. Unit Cost (In lakh)	Fin. Allocation (Rs. in lakh)
District	1	0.20	0.20	1	0.20	0.20	District	1	0.20	0.20	1	0.20	0.20
			0.850			0.850				0.925			0.925
			13.55			13.70				27.45			27.92
0	624	5.504	6.017	574	4.984	5.447	0	674	24.254	24.792	624	24.164	24.652
Round	1	0.810	0.810	1	0.290	0.290	Round	1	0.440	0.440	1	0.350	0.350
Camp	1	0.100	0.100	1	0.100	0.100	Camp	1	0.100	0.100	1	0.100	0.100
No. of case	10	0.0025	0.025	10	0.0025	0.025	No. of case	10	0.0025	0.025	10	0.0025	0.025

National Health Mission, Assam

25-Fund allocated to Majuli							26-Fund allocated to Morigaon						
2024-25				2025-26			2024-25				2025-26		
Fresh approval				Fresh approval			Fresh approval				Fresh approval		
Mesure of quantity/ Target	Quantity/ Target	Avr. Unit Cost (In lakh)	Fin. Allocation (Rs. in lakh)	Quantity/ Target	Avr. Unit Cost (In lakh)	Fin. Allocation (Rs. in lakh)	Mesure of quantity/ Target	Quantity/ Target	Avr. Unit Cost (In lakh)	Fin. Allocation (Rs. in lakh)	Quantity/ Target	Avr. Unit Cost (In lakh)	Fin. Allocation (Rs. in lakh)
No. of case	4	0.004	0.016	4	0.004	0.016	No. of case	4	0.004	0.016	4	0.004	0.016
No. of case	6	0.006	0.036	6	0.006	0.036	No. of case	6	0.006	0.036	6	0.006	0.036
No. of case	300	0.0005	0.150	300	0.0005	0.150	No. of case	350	0.0005	0.175	350	0.0005	0.175
No. of ASHA	300	0.001	0.300	250	0.001	0.250	No. of ASHA	300	0.001	0.300	250	0.001	0.250
District	1	0.100	0.100	1	0.100	0.100	District	1	0.150	0.150	1	0.150	0.150
Round	1	4.480	4.480	1	4.480	4.480	Round	1	23.550	23.550	1	23.550	23.550
0	32	0.007	0.104	32	0.007	0.104	0	32	0.007	0.104	32	0.007	0.104
Foot wear	8	0.004	0.032	8	0.004	0.032	Foot wear	8	0.004	0.032	8	0.004	0.032
No. of Kits	24	0.003	0.072	24	0.003	0.072	No. of Kits	24	0.003	0.072	24	0.003	0.072
0.00	7.00	1.69	2.56	7.00	1.69	2.56	0.00	7.00	1.69	2.56	7.00	1.69	2.56
No. of batch	3	0.43	1.300	3	0.43	1.300	No. of batch	3	0.43	1.300	3	0.43	1.300

National Health Mission, Assam

25-Fund allocated to Majuli							26-Fund allocated to Morigaon						
2024-25				2025-26			2024-25				2025-26		
Fresh approval				Fresh approval			Fresh approval				Fresh approval		
Mesure of quantity/ Target	Quantity/ Target	Avr. Unit Cost (In lakh)	Fin. Allocation (Rs. in lakh)	Quantity/ Target	Avr. Unit Cost (In lakh)	Fin. Allocation (Rs. in lakh)	Mesure of quantity/ Target	Quantity/ Target	Avr. Unit Cost (In lakh)	Fin. Allocation (Rs. in lakh)	Quantity/ Target	Avr. Unit Cost (In lakh)	Fin. Allocation (Rs. in lakh)
No. of District	1	0.200	0.200	1	0.200	0.200	No. of District	1	0.200	0.200	1	0.200	0.200
No. of District	1	0.100	0.100	1	0.100	0.100	No. of District	1	0.100	0.100	1	0.100	0.100
District	1	0.600	0.600	1	0.600	0.600	District	1	0.600	0.600	1	0.600	0.600
District	1	0.360	0.360	1	0.360	0.360	District	1	0.360	0.360	1	0.360	0.360
663		8.681		613		8.111		713		27.456		663	
0	11809	6.24675	15.780	11809	6.24683	15.783	0	35501	5.99675	27.084	35501	5.99683	27.094

National Health Mission, Assam

25-Fund allocated to Majuli							26-Fund allocated to Morigaon						
2024-25				2025-26			2024-25				2025-26		
Fresh approval				Fresh approval			Fresh approval				Fresh approval		
Measure of quantity/ Target	Quantity/ Target	Avr. Unit Cost (In lakh)	Fin. Allocation (Rs. in lakh)	Quantity/ Target	Avr. Unit Cost (In lakh)	Fin. Allocation (Rs. in lakh)	Measure of quantity/ Target	Quantity/ Target	Avr. Unit Cost (In lakh)	Fin. Allocation (Rs. in lakh)	Quantity/ Target	Avr. Unit Cost (In lakh)	Fin. Allocation (Rs. in lakh)
No. of Patient	120	0.01	1.200	120	0.01	1.200	No. of Patient	400	0.01	4.000	400	0.01	4.000
	1500	0.00025	0.375	1500	0.00025	0.375		3500	0.00025	0.875	3500	0.00025	0.875
	8600	0.00010	0.860	8600	0.00010	0.860		28700	0.00010	2.870	28700	0.00010	2.870
			0.000			0.000				0.000			0.000
			0.000			0.000				0.000			0.000
			0.000			0.000				0.000			0.000
No. of DTC	1	0.500	0.500	1	0.500	0.500	No. of DTC	1	0.500	0.500	1	0.500	0.500
No. of DDS	1	0.200	0.200	1	0.200	0.200	No. of DDS	1	0.200	0.200	1	0.200	0.200
No of TU	1	0.200	0.200	1	0.200	0.200	No of TU	3	0.200	0.600	3	0.200	0.600
No. of DMC	8	0.05	0.400	8	0.05	0.400	No. of DMC	13	0.05	0.650	13	0.05	0.650
			0.000			0.000				0.000			0.000
			0.000			0.000				0.000			0.000
			0.000			0.000				0.000			0.000
No. of Machine	10	0.04	0.400	10	0.04	0.400	No. of Machine	18	0.04	0.720	18	0.04	0.720
			0.000			0.000				0.000			0.000
No. of Str	1	0.515	0.515	1	0.515	0.515	No. of Str	1	0.515	0.515	1	0.515	0.515

National Health Mission, Assam

25-Fund allocated to Majuli							26-Fund allocated to Morigaon						
2024-25				2025-26			2024-25				2025-26		
Fresh approval				Fresh approval			Fresh approval				Fresh approval		
Measure of quantity/ Target	Quantity/ Target	Avr. Unit Cost (In lakh)	Fin. Allocation (Rs. in lakh)	Quantity/ Target	Avr. Unit Cost (In lakh)	Fin. Allocation (Rs. in lakh)	Measure of quantity/ Target	Quantity/ Target	Avr. Unit Cost (In lakh)	Fin. Allocation (Rs. in lakh)	Quantity/ Target	Avr. Unit Cost (In lakh)	Fin. Allocation (Rs. in lakh)
			0.000			0.000				0.000			0.000
No. of items	1500	0.00238	3.570	1500	0.00238	3.570	No. of items	2700	0.00238	6.426	2700	0.00238	6.426
			0.000			0.000				0.000			0.000
			0.000			0.000				0.000			0.000
No. of Batches	1	2.36	2.360	1	2.36	2.360	No. of Batches	1	2.36	2.360	1	2.36	2.360
No of Participants	14	0.0055	0.077	14	0.006	0.077	No of Participants	24	0.0055	0.132	24	0.006	0.132
No ofCHOs	35	0.01352	0.4732	35	0.0136	0.476	No ofCHOs	121	0.01352	1.6359	121	0.0136	1.646
			0.000			0.000				0.000			0.000
			0.000			0.000				0.000			0.000
			0.000			0.000				0.000			0.000
No. of workshop	1	0.250	0.250	1	0.250	0.250				0.000			0.000
			0.000			0.000				0.000			0.000
			0.000			0.000				0.000			0.000
			0.000			0.000				0.000			0.000

National Health Mission, Assam

25-Fund allocated to Majuli							26-Fund allocated to Morigaon						
2024-25				2025-26			2024-25				2025-26		
Fresh approval				Fresh approval			Fresh approval				Fresh approval		
Measure of quantity/ Target	Quantity/ Target	Avr. Unit Cost (In lakh)	Fin. Allocation (Rs. in lakh)	Quantity/ Target	Avr. Unit Cost (In lakh)	Fin. Allocation (Rs. in lakh)	Measure of quantity/ Target	Quantity/ Target	Avr. Unit Cost (In lakh)	Fin. Allocation (Rs. in lakh)	Quantity/ Target	Avr. Unit Cost (In lakh)	Fin. Allocation (Rs. in lakh)
No. of Items	1	1.400	1.400	1	1.400	1.400	No. of Items	1	1.400	1.400	1	1.400	1.400
			0.000			0.000				0.000			0.000
			0.000			0.000				0.000			0.000
			0.000			0.000				0.000			0.000
No of Visit			0.000			0.000	No of Visit			0.000			0.000
No of Visit	3	0.6	1.800	3	0.600	1.800	No of Visit	5	0.6	3.000	5	0.600	3.000
Lumpsum	12	0.100	1.2000	12	0.100	1.200	Lumpsum	12	0.100	1.2000	12	0.100	1.200
0	366	0.0805	9.530	366	0.0805	9.530	0	1405	0.0805	35.255	1405	0.0805	35.255
No of Patient	290	0.03	8.7000	290	0.03	8.700	No of Patient	1131	0.03	33.9300	1131	0.03	33.930
No of Patient	16	0.05	0.8000	16	0.05	0.800	No of Patient	24	0.05	1.2000	24	0.05	1.200

National Health Mission, Assam

25-Fund allocated to Majuli							26-Fund allocated to Morigaon						
2024-25				2025-26			2024-25				2025-26		
Fresh approval				Fresh approval			Fresh approval				Fresh approval		
Measure of quantity/ Target	Quantity/ Target	Avr. Unit Cost (In lakh)	Fin. Allocation (Rs. in lakh)	Quantity/ Target	Avr. Unit Cost (In lakh)	Fin. Allocation (Rs. in lakh)	Measure of quantity/ Target	Quantity/ Target	Avr. Unit Cost (In lakh)	Fin. Allocation (Rs. in lakh)	Quantity/ Target	Avr. Unit Cost (In lakh)	Fin. Allocation (Rs. in lakh)
No of Patient	60	0.0005	0.0300	60	0.0005	0.030	No of Patient	250	0.0005	0.1250	250	0.0005	0.125
0	158	0.015	0.790	158	0.015	0.790	0	278	0.015	1.390	278	0.015	1.390
No of Patient	80	0.005	0.4000	80	0.005	0.400	No of Patient	170	0.005	0.8500	170	0.005	0.850
No of Patient	60	0.005	0.3000	60	0.005	0.300	No of Patient	90	0.005	0.4500	90	0.005	0.450
No of Patient	18	0.005	0.0900	18	0.005	0.090	No of Patient	18	0.005	0.0900	18	0.005	0.090

National Health Mission, Assam

25-Fund allocated to Majuli							26-Fund allocated to Morigaon						
2024-25				2025-26			2024-25				2025-26		
Fresh approval				Fresh approval			Fresh approval				Fresh approval		
Measure of quantity/ Target	Quantity/ Target	Avr. Unit Cost (In lakh)	Fin. Allocation (Rs. in lakh)	Quantity/ Target	Avr. Unit Cost (In lakh)	Fin. Allocation (Rs. in lakh)	Measure of quantity/ Target	Quantity/ Target	Avr. Unit Cost (In lakh)	Fin. Allocation (Rs. in lakh)	Quantity/ Target	Avr. Unit Cost (In lakh)	Fin. Allocation (Rs. in lakh)
0	303	0.0551	4.020	303	0.0551	4.020	0	902	0.0551	18.155	902	0.0551	18.155
No of Patient	254	0.025	3.8600	254	0.025	3.860	No of Patient	702	0.025	17.5500	702	0.025	17.550
No of Participants	1	0.0176	0.0176	1	0.0176	0.018	No of Participants	3	0.0176	0.0528	3	0.0176	0.053
No of Participants	3	0.01	0.0300	3	0.01	0.030	No of Participants	8	0.01	0.0800	8	0.01	0.080
No of Patients	45	0.0025	0.1125	45	0.0025	0.113	No of Patients	189	0.0025	0.4725	189	0.0025	0.473

National Health Mission, Assam

25-Fund allocated to Majuli							26-Fund allocated to Morigaon						
2024-25				2025-26			2024-25				2025-26		
Fresh approval				Fresh approval			Fresh approval				Fresh approval		
Mesure of quantity/ Target	Quantity/ Target	Avr. Unit Cost (In lakh)	Fin. Allocation (Rs. in lakh)	Quantity/ Target	Avr. Unit Cost (In lakh)	Fin. Allocation (Rs. in lakh)	Mesure of quantity/ Target	Quantity/ Target	Avr. Unit Cost (In lakh)	Fin. Allocation (Rs. in lakh)	Quantity/ Target	Avr. Unit Cost (In lakh)	Fin. Allocation (Rs. in lakh)
	224		0.750	224		0.750		658		1.850	658		1.850
No of activity	24	0.030	0.710	24	0.030	0.710	No of activity	58	0.030	1.730	58	0.030	1.730
No. of poster	200	0.000	0.040	200	0.000	0.040	No. of poster	600	0.000	0.120	600	0.00	0.120
#VALUE!	3	3.312	3.812	3	3.312	3.812	#VALUE!	3	3.312	3.812	3	3.312	3.812
No of activity	2	0.5	1.000	2	0.5	1.000	No of activity	2	0.5	1.000	2	0.5	1.000
No of Batches	1	2.812	2.812	1	2.812	2.812	No of Batches	1	2.812	2.812	1	2.812	2.812

National Health Mission, Assam

25-Fund allocated to Majuli							26-Fund allocated to Morigaon						
2024-25			2025-26				2024-25			2025-26			
Fresh approval			Fresh approval				Fresh approval			Fresh approval			
Measure of quantity/ Target	Quantity/ Target	Avr. Unit Cost (In lakh)	Fin. Allocation (Rs. in lakh)	Quantity/ Target	Avr. Unit Cost (In lakh)	Fin. Allocation (Rs. in lakh)	Measure of quantity/ Target	Quantity/ Target	Avr. Unit Cost (In lakh)	Fin. Allocation (Rs. in lakh)	Quantity/ Target	Avr. Unit Cost (In lakh)	Fin. Allocation (Rs. in lakh)
#VALUE!	13023	10.772	36.387	13023	10.772	36.390	#VALUE!	39071	9.522	89.336	39071	9.522	89.346
0	0	0	0	0	0	0	0	0	0	0	0	0	0
0	1	0.15	0.15	1	0.15	0.15	0	1	0.15	0.15	1	0.15	0.15

National Health Mission, Assam

25-Fund allocated to Majuli							26-Fund allocated to Morigaon						
2024-25				2025-26			2024-25				2025-26		
Fresh approval				Fresh approval			Fresh approval				Fresh approval		
Measure of quantity/ Target	Quantity/ Target	Avr. Unit Cost (In lakh)	Fin. Allocation (Rs. in lakh)	Quantity/ Target	Avr. Unit Cost (In lakh)	Fin. Allocation (Rs. in lakh)	Measure of quantity/ Target	Quantity/ Target	Avr. Unit Cost (In lakh)	Fin. Allocation (Rs. in lakh)	Quantity/ Target	Avr. Unit Cost (In lakh)	Fin. Allocation (Rs. in lakh)
per district	1.00	0.15	0.15	1.00	0.15	0.15	per district	1.00	0.15	0.15	1.00	0.15	0.15
0	1	0.12	0.12	1	0.12	0.12	0	1	0.12	0.12	1	0.12	0.12
Per TC	1	0.120	0.120	1.000	0.120	0.12	Per TC	1.0000	0.1200	0.1200	1.0000	0.1200	0.1200

National Health Mission, Assam

25-Fund allocated to Majuli							26-Fund allocated to Morigaon						
2024-25				2025-26			2024-25				2025-26		
Fresh approval				Fresh approval			Fresh approval				Fresh approval		
Measure of quantity/ Target	Quantity/ Target	Avr. Unit Cost (In lakh)	Fin. Allocation (Rs. in lakh)	Quantity/ Target	Avr. Unit Cost (In lakh)	Fin. Allocation (Rs. in lakh)	Measure of quantity/ Target	Quantity/ Target	Avr. Unit Cost (In lakh)	Fin. Allocation (Rs. in lakh)	Quantity/ Target	Avr. Unit Cost (In lakh)	Fin. Allocation (Rs. in lakh)
			0.00			0.00				0.00			0.00
			0.00			0.00				0.00			0.00
			64.68			63.31				150.91			150.30
0	0	0	0	0	0	0	In nos.	700	0.01	3.50	700	0.01	3.50
In nos.	800	0.02	6	800	0.02	6	In nos.	2200	0.02	33.00	2200	0.02	33.00
0.000	0	0.00	0.00	0	0.00	0.00	0.000	0	0.00	0.00	0	0	0
0.000	0	0.000	0.000	0	0.00	0.00	0	0.000	0.000	0	0	0.00	0.00
0	0	0.00	0.00	0	0.00	0.00	0	0	0.00	0.00	0	0.00	0.00
0	0	0.00	0.00	0	0.00	0.00	0	0	0.00	0.00	0	0.00	0.00
0	0	0.00	0.00	0	0.00	0.00	0	0	0.00	0.00	0	0.00	0.00

National Health Mission, Assam

25-Fund allocated to Majuli							26-Fund allocated to Morigaon						
2024-25				2025-26			2024-25				2025-26		
Fresh approval				Fresh approval			Fresh approval				Fresh approval		
Measure of quantity/ Target	Quantity/ Target	Avr. Unit Cost (In lakh)	Fin. Allocation (Rs. in lakh)	Quantity/ Target	Avr. Unit Cost (In lakh)	Fin. Allocation (Rs. in lakh)	Measure of quantity/ Target	Quantity/ Target	Avr. Unit Cost (In lakh)	Fin. Allocation (Rs. in lakh)	Quantity/ Target	Avr. Unit Cost (In lakh)	Fin. Allocation (Rs. in lakh)
In nos.	100	0.00	0.00	100	0.00	0.00	In nos.	500	0.00	0.00	500	0.00	0.00
In nos.	200	0.00	0.00	200	0.00	0.00	In nos.	1800	0.00	0.00	1800	0.00	0.00
0	0	0.00	0.00	0	0.00	0.00	0	0	0.00	0.00	0	0.00	0.00
0	0	0.00	0.00	0	0.00	0.00	0	0	0.00	0.00	0	0.00	0.00
0	1	0.20	0.20	1	0.20	0.20	0	1	0.30	0.30	1	0.30	0.30
	1101		6.20	1101		6.20		5201		36.80	5201		36.80
per district	1	2.94	2.94	1	2.94	2.94	per district	1	4.38	4.38	1	4.38	4.38
per district	1	0.50	0.50	1	0.50	0.50	per district	1	1.50	1.50	1	1.50	1.50
per district	1	0.10	0.10	1	0.10	0.10	per district	1	0.10	0.10	1	0.10	0.10
per district	3	0.2655	0.797	4.000	0.2655	1.062	per district	3.000	0.2655	0.797	3	0.2655	0.797

National Health Mission, Assam

25-Fund allocated to Majuli							26-Fund allocated to Morigaon						
2024-25				2025-26			2024-25				2025-26		
Fresh approval				Fresh approval			Fresh approval				Fresh approval		
Measure of quantity/ Target	Quantity/ Target	Avr. Unit Cost (In lakh)	Fin. Allocation (Rs. in lakh)	Quantity/ Target	Avr. Unit Cost (In lakh)	Fin. Allocation (Rs. in lakh)	Measure of quantity/ Target	Quantity/ Target	Avr. Unit Cost (In lakh)	Fin. Allocation (Rs. in lakh)	Quantity/ Target	Avr. Unit Cost (In lakh)	Fin. Allocation (Rs. in lakh)
per district	1	0.12	0.12	1	0.12	0.12	per district	1	0.12	0.12	1	0.12	0.12
per district	1	0.4862	0.49	1	0.54	0.54	per district	1	0.7986	0.80	1	0.85	0.85
per district	1	0.25	0.25	1	0.25	0.25	per district	1	0.25	0.25	1	0.25	0.25
	9		5.19	10		5.5079		9		7.95	9		7.9942
0	1.00	0.75	0.75	1	0.75	0.75	0	1.00	0.75	0.75	1	0.75	0.75
Per District	1	0.75	0.75	1	0.75	0.75	Per District	1	0.75	0.75	1	0.75	0.75

National Health Mission, Assam

25-Fund allocated to Majuli							26-Fund allocated to Morigaon						
2024-25				2025-26			2024-25				2025-26		
Fresh approval				Fresh approval			Fresh approval				Fresh approval		
Measure of quantity/ Target	Quantity/ Target	Avr. Unit Cost (In lakh)	Fin. Allocation (Rs. in lakh)	Quantity/ Target	Avr. Unit Cost (In lakh)	Fin. Allocation (Rs. in lakh)	Measure of quantity/ Target	Quantity/ Target	Avr. Unit Cost (In lakh)	Fin. Allocation (Rs. in lakh)	Quantity/ Target	Avr. Unit Cost (In lakh)	Fin. Allocation (Rs. in lakh)
0	2.00	-	-	2	-	-	0	2.00	-	-	2	-	-
Per District	1	-	-	1	-	-	Per District	1	-	-	1	-	-
Per District	1	-	-	1	-	-	Per District	1	-	-	1	-	-
	3		0.75	3		0.75		3		0.75	3		0.75
Month wise	12	0.03	0.36	12	0.03	0.36	Month wise	12	0.03	0.36	12	0.03	0.36
Batchwise	1	0.25	0.25	1	0.25	0.25	Batchwise	1	0.25	0.25	1	0.25	0.25
Districtwise	1	0.75	0.75	1	0.75	0.75	Districtwise	1	0.75	0.75	1	0.75	0.75

National Health Mission, Assam

25-Fund allocated to Majuli							26-Fund allocated to Morigaon						
2024-25				2025-26			2024-25				2025-26		
Fresh approval				Fresh approval			Fresh approval				Fresh approval		
Measure of quantity/ Target	Quantity/ Target	Avr. Unit Cost (In lakh)	Fin. Allocation (Rs. in lakh)	Quantity/ Target	Avr. Unit Cost (In lakh)	Fin. Allocation (Rs. in lakh)	Measure of quantity/ Target	Quantity/ Target	Avr. Unit Cost (In lakh)	Fin. Allocation (Rs. in lakh)	Quantity/ Target	Avr. Unit Cost (In lakh)	Fin. Allocation (Rs. in lakh)
College wise	2	0.05	0.10	2	0.05	0.10	College wise	3	0.05	0.15	3	0.05	0.15
Batchwise	1	0.25	0.25	1	0.25	0.25	Batchwise	1	0.25	0.25	1	0.25	0.25
District wise	0	0.25	0.00	0	0.25	0.00	District wise	0	0.25	0.00	0	0.25	0.00

National Health Mission, Assam

25-Fund allocated to Majuli							26-Fund allocated to Morigaon						
2024-25				2025-26			2024-25				2025-26		
Fresh approval				Fresh approval			Fresh approval				Fresh approval		
Measure of quantity/ Target	Quantity/ Target	Avr. Unit Cost (In lakh)	Fin. Allocation (Rs. in lakh)	Quantity/ Target	Avr. Unit Cost (In lakh)	Fin. Allocation (Rs. in lakh)	Measure of quantity/ Target	Quantity/ Target	Avr. Unit Cost (In lakh)	Fin. Allocation (Rs. in lakh)	Quantity/ Target	Avr. Unit Cost (In lakh)	Fin. Allocation (Rs. in lakh)
Batchwise	1	0.25	0.25	1	0.25	0.25	Batchwise	1	0.25	0.25	1	0.25	0.25
No. of survey	0	0.20	0.00	0	0.20	0.00	No. of survey	0	0.20	0.00	0	0.20	0.00
	18		1.96	18		1.96		19		2.01	19		2.01
-	-	-	-	-	-	-	-	-	-	-	-	-	-
Per Unit	0	-	-	0	-	-	Per Unit	0	-	-	0	-	-
Per Unit	0	-	-	0	-	-	Per Unit	0	-	-	0	-	-
Per Unit	0	-	-	0	-	-	Per Unit	0	-	-	0	-	-
-	-	-	-	-	-	-	-	-	-	-	-	-	-
Per Unit	0	-	-	0	-	-	Per Unit	0	-	-	0	-	-
Per Unit	0	-	-	0	-	-	Per Unit	0	-	-	0	-	-
Per Unit	0	-	-	0	-	-	Per Unit	0	-	-	0	-	-

National Health Mission, Assam

25-Fund allocated to Majuli							26-Fund allocated to Morigaon						
2024-25				2025-26			2024-25				2025-26		
Fresh approval				Fresh approval			Fresh approval				Fresh approval		
Measure of quantity/ Target	Quantity/ Target	Avr. Unit Cost (In lakh)	Fin. Allocation (Rs. in lakh)	Quantity/ Target	Avr. Unit Cost (In lakh)	Fin. Allocation (Rs. in lakh)	Measure of quantity/ Target	Quantity/ Target	Avr. Unit Cost (In lakh)	Fin. Allocation (Rs. in lakh)	Quantity/ Target	Avr. Unit Cost (In lakh)	Fin. Allocation (Rs. in lakh)
Per Unit	0	-	-	0	-	-	Per Unit	0	-	-	0	-	-
Per Unit	0	-	-	0	-	-	Per Unit	0	-	-	0	-	-
Per Unit	0	-	-	0	-	-	Per Unit	0	-	-	0	-	-
Per Unit	1	1.24	1.24	1	1.24	1.24	Per Unit	1	1.24	1.24	1	1.24	1.24
Per Unit	1	1.36	1.36	1	1.36	1.36	Per Unit	1	1.36	1.36	1	1.36	1.36
Per Unit	0	-	-	0	-	-	Per Unit	0	-	-	0	-	-
Per Unit	0	-	-	0	-	-	Per Unit	0	-	-	0	-	-
Per Unit	0	-	-	0	-	-	Per Unit	0	-	-	0	-	-
Per Unit	0	-	-	0	-	-	Per Unit	0	-	-	0	-	-
Per Unit	-	-	-	-	-	-	Per Unit	-	-	-	-	-	-
Per Unit	0	-	-	0	-	-	Per Unit	0	-	-	0	-	-

National Health Mission, Assam

25-Fund allocated to Majuli							26-Fund allocated to Morigaon						
2024-25				2025-26			2024-25				2025-26		
Fresh approval				Fresh approval			Fresh approval				Fresh approval		
Measure of quantity/ Target	Quantity/ Target	Avr. Unit Cost (In lakh)	Fin. Allocation (Rs. in lakh)	Quantity/ Target	Avr. Unit Cost (In lakh)	Fin. Allocation (Rs. in lakh)	Measure of quantity/ Target	Quantity/ Target	Avr. Unit Cost (In lakh)	Fin. Allocation (Rs. in lakh)	Quantity/ Target	Avr. Unit Cost (In lakh)	Fin. Allocation (Rs. in lakh)
No of IEC materials	0	0.008	0.000	0	0.008	0.000	No of IEC materials	0	0.008	0.000	0	0.008	0.000
per District/State	0	0.344	0.000	0	0.344	0.000	per District/State	0	0.344	0.000	0	0.344	0.000
No of VHNSC	0	0.000	0.000	0	0.000	0.000	No of VHNSC	0	0.000	0.000	0	0.000	0.000
No. Of Batch	1	0.250	0.250	1	0.250	0.250	No. Of Batch	1	0.250	0.250	1	0.250	0.250

National Health Mission, Assam

25-Fund allocated to Majuli							26-Fund allocated to Morigaon						
2024-25				2025-26			2024-25				2025-26		
Fresh approval				Fresh approval			Fresh approval				Fresh approval		
Measure of quantity/ Target	Quantity/ Target	Avr. Unit Cost (In lakh)	Fin. Allocation (Rs. in lakh)	Quantity/ Target	Avr. Unit Cost (In lakh)	Fin. Allocation (Rs. in lakh)	Measure of quantity/ Target	Quantity/ Target	Avr. Unit Cost (In lakh)	Fin. Allocation (Rs. in lakh)	Quantity/ Target	Avr. Unit Cost (In lakh)	Fin. Allocation (Rs. in lakh)
Per HI	0	0.000	0.000	0	0.000	0.000	Per HI	0	0.000	0.000	0	0.000	0.000
Per HI	0	0.000	0.000	0	0.000	0.000	Per HI	0	0.000	0.000	0	0.000	0.000
Per HI	0	0.000	0.000	0	0.000	0.000	Per HI	0	0.000	0.000	0	0.000	0.000
Per HI	0	0.000	0.000	0	0.000	0.000	Per HI	0	0.000	0.000	0	0.000	0.000
Per HI	0	0.000	0.000	0	0.000	0.000	Per HI	0	0.000	0.000	0	0.000	0.000

National Health Mission, Assam

25-Fund allocated to Majuli							26-Fund allocated to Morigaon						
2024-25				2025-26			2024-25				2025-26		
Fresh approval				Fresh approval			Fresh approval				Fresh approval		
Measure of quantity/ Target	Quantity/ Target	Avr. Unit Cost (In lakh)	Fin. Allocation (Rs. in lakh)	Quantity/ Target	Avr. Unit Cost (In lakh)	Fin. Allocation (Rs. in lakh)	Measure of quantity/ Target	Quantity/ Target	Avr. Unit Cost (In lakh)	Fin. Allocation (Rs. in lakh)	Quantity/ Target	Avr. Unit Cost (In lakh)	Fin. Allocation (Rs. in lakh)
Pert Facility	0	0.000	0.000	0	0.000	0.000	Pert Facility	0	0.000	0.000	0	0.000	0.000
Pert Facility	0	0.000	0.000	0	0.000	0.000	Pert Facility	0	0.000	0.000	0	0.000	0.000
No of HF	0	0.100	0.000	0	0.100	0.000	No of HF	0	0.100	0.000	0	0.100	0.000
per equipment	0	2.500	0.000	0	2.500	0.000	per equipment	0	2.500	0.000	0	2.500	0.000
Per state & district	1	0.080	0.080	1	0.080	0.080	Per state & district	1	0.080	0.080	1	0.080	0.080
per workshop	0	0.000	0.000	0	0.000	0.000	per workshop	0	0.000	0.000	0	0.000	0.000

National Health Mission, Assam

25-Fund allocated to Majuli							26-Fund allocated to Morigaon						
2024-25				2025-26			2024-25				2025-26		
Fresh approval				Fresh approval			Fresh approval				Fresh approval		
Measure of quantity/ Target	Quantity/ Target	Avr. Unit Cost (In lakh)	Fin. Allocation (Rs. in lakh)	Quantity/ Target	Avr. Unit Cost (In lakh)	Fin. Allocation (Rs. in lakh)	Measure of quantity/ Target	Quantity/ Target	Avr. Unit Cost (In lakh)	Fin. Allocation (Rs. in lakh)	Quantity/ Target	Avr. Unit Cost (In lakh)	Fin. Allocation (Rs. in lakh)
	3		0.07	3		0.07		6		0.15	6		0.15

National Health Mission, Assam

27-Fund allocated to Nagaon							28-Fund allocated to Nalbari						
2024-25				2025-26			2024-25				2025-26		
Fresh approval				Fresh approval			Fresh approval				Fresh approval		
Measure of quantity/ Target	Quantity/ Target	Avr. Unit Cost (In lakh)	Fin. Allocation (Rs. in lakh)	Quantity/ Target	Avr. Unit Cost (In lakh)	Fin. Allocation (Rs. in lakh)	Measure of quantity/ Target	Quantity/ Target	Avr. Unit Cost (In lakh)	Fin. Allocation (Rs. in lakh)	Quantity/ Target	Avr. Unit Cost (In lakh)	Fin. Allocation (Rs. in lakh)
0	7430	0	3.72	8668	0	4.33	0	3629	0	1.81	4233	0	2.12
No. of VHSND session	7430	0.0005	3.72	8668	0.0005	4.33	No. of VHSND session	3629	0.0005	1.81	4233	0.0005	2.12
			0.00			0.00				0.00			0.00
	0		0.00	0	0	0.00		0		0.00	0	0	0.00
	0	0	0.000	0	0.00	0.00		0	0	0.000	0	0.00	0.00
	0	0	0.000	0	0.00	0.00		0	0	0.000	0	0.00	0.00
	0	0	0.000	0	0.00	0.00		0	0	0.000	0	0.00	0.00
	20583	162.22	445.25	20583	150.90	433.93		4438	35.06	94.44	4438	31.48	90.86
No of Home Deliveries	107	0.005	0.54	107	0.005	0.54	No of Home Deliveries	23	0.005	0.12	23	0.005	0.12
No of Istitutional Deliveires (Rural)	19449	0.014	272.29	19449	0.014	272.29	No of Istitutional Deliveires (Rural)	3794	0.014	53.12	3794	0.014	53.12

National Health Mission, Assam

27-Fund allocated to Nagaon							28-Fund allocated to Nalbari						
2024-25				2025-26			2024-25				2025-26		
Fresh approval				Fresh approval			Fresh approval				Fresh approval		
Mesure of quantity/ Target	Quantity/ Target	Avr. Unit Cost (In lakh)	Fin. Allocation (Rs. in lakh)	Quantity/ Target	Avr. Unit Cost (In lakh)	Fin. Allocation (Rs. in lakh)	Mesure of quantity/ Target	Quantity/ Target	Avr. Unit Cost (In lakh)	Fin. Allocation (Rs. in lakh)	Quantity/ Target	Avr. Unit Cost (In lakh)	Fin. Allocation (Rs. in lakh)
No of Istitutional Deliveires (Urban)	1024	0.01	10.24	1024	0.01	10.24	No of Istitutional Deliveires (Urban)	618	0.01	6.18	618	0.01	6.18
No of districts	1	0	0.00	1	0	0.00	No of districts	1	1.2	1.20	1	0	0.00
No of districts	1	150.87	150.87	1	150.87	150.87	No of districts	1	31.450	31.45	1	31.450	31.45
No of districts	1	11.32	11.32	1	0	0.00	No of districts	1	2.38	2.38	1	0	0.00
	536	292.28	295.73	562	177.30	180.93		79	78.14	78.63	82	50.44	50.94
No of districts	1	115.72	115.72	1	0	0.00	No of districts	1	28.05	28.05	1	0	0.00
No of complicated pregnancie s	533	0.0065	3.46	559	0.0065	3.63	No of complicat ed pregnanci es	76	0.0065	0.49	79	0.0065	0.51
No of districts	1	62.329	62.329	1	63.073	63.073	No of districts	1	18.205	18.205	1	18.549	18.549
No of districts	1	114.22	114.22	1	114.22	114.22	No of districts	1	31.88	31.88	1	31.88	31.88

National Health Mission, Assam

27-Fund allocated to Nagaon							28-Fund allocated to Nalbari						
2024-25				2025-26			2024-25				2025-26		
Fresh approval				Fresh approval			Fresh approval				Fresh approval		
Mesure of quantity/ Target	Quantity/ Target	Avr. Unit Cost (In lakh)	Fin. Allocation (Rs. in lakh)	Quantity/ Target	Avr. Unit Cost (In lakh)	Fin. Allocation (Rs. in lakh)	Mesure of quantity/ Target	Quantity/ Target	Avr. Unit Cost (In lakh)	Fin. Allocation (Rs. in lakh)	Quantity/ Target	Avr. Unit Cost (In lakh)	Fin. Allocation (Rs. in lakh)
	25591	0.01	179.14	25591	0.01	179.137		5513	0.01	38.59	5513	0.01	38.591
No of Institutional Deliveries	25591	0.007	179.14	25591	0.007	179.14	No of Institutional Deliveries	5513	0.007	38.59	5513	0.007	38.59
	1	9.53	9.53	1	9.88	9.88		1	3.29	3.29	1	3.41	3.41
No of districts	1	9.53	9.53	1	9.88	9.88	No of districts	1	3.29	3.29	1	3.41	3.41
	20		0.35	20		0.35		10		0.25	10		0.25
			0.00			0.00				0.00			0.00
No of districts	1	0.12	0.12	1	0.12	0.12	No of districts	1	0.12	0.12	1	0.12	0.12
No of blocks	9	0.02	0.18	9	0.02	0.18	No of blocks	4	0.02	0.08	4	0.02	0.08
No of districts	1	0.05	0.05	1	0.05	0.05	No of districts	1	0.05	0.05	1	0.05	0.05
No of blocks	9	0	0.00	9	0	0.00	No of blocks	4	0	0.00	4	0	0.00
	0	0	0.00	0	0.00	0.00		0	0.00	0.00	0	0.00	0.00
No of regional institute	0	0	0.00	0	0	0.00	No of regional institute	0	0	0.00	0	0	0.00

National Health Mission, Assam

27-Fund allocated to Nagaon							28-Fund allocated to Nalbari						
2024-25				2025-26			2024-25				2025-26		
Fresh approval				Fresh approval			Fresh approval				Fresh approval		
Measure of quantity/ Target	Quantity/ Target	Avr. Unit Cost (In lakh)	Fin. Allocation (Rs. in lakh)	Quantity/ Target	Avr. Unit Cost (In lakh)	Fin. Allocation (Rs. in lakh)	Measure of quantity/ Target	Quantity/ Target	Avr. Unit Cost (In lakh)	Fin. Allocation (Rs. in lakh)	Quantity/ Target	Avr. Unit Cost (In lakh)	Fin. Allocation (Rs. in lakh)
No of ME	0	0	0.00	0	0	0.00	No of ME	0	0	0.00	0	0	0.00
No of NPM	0	0	0.00	0	0	0.00	No of NPM	0	0	0.00	0	0	0.00
	12		0.50	12		0.50		5		0.44	5		0.44
no of activities	1	0	0.48	1	0	0.48	no of activities	1	0.435	0.44	1	0.435	0.44
no of claims	11	0	0.02	11	0	0.02	no of claims	4	0.002	0.01	4	0.002	0.01
			0.00			0.00				0.00			0.00
			0.00			0.00				0.00			0.00
	3070		8.03	3198		8.22		2076		6.54	2162		6.67
No of cases	3064	0.0015	4.60	3192	0.0015	4.79	No of cases	2070	0.0015	3.11	2156	0.0015	3.23
	0	0	0.00	0	0	0.00		0	0	0.00	0	0	0.00
	0	0	0.00	0	0	0.00		0	0	0.00	0	0	0.00
	0	0	0.00	0	0	0.00		0	0	0.00	0	0	0.00
	0	0	0.00	0	0	0.00		0	0	0.00	0	0	0.00
No of batch	2	1.396	2.79	2	1.396	2.79	No of batch	2	1.396	2.79	2	1.396	2.79
No of batch	1	0.502	0.50	1	0.502	0.50	No of batch	1	0.502	0.50	1	0.502	0.50

National Health Mission, Assam

27-Fund allocated to Nagaon							28-Fund allocated to Nalbari						
2024-25				2025-26			2024-25				2025-26		
Fresh approval				Fresh approval			Fresh approval				Fresh approval		
Measure of quantity/ Target	Quantity/ Target	Avr. Unit Cost (In lakh)	Fin. Allocation (Rs. in lakh)	Quantity/ Target	Avr. Unit Cost (In lakh)	Fin. Allocation (Rs. in lakh)	Measure of quantity/ Target	Quantity/ Target	Avr. Unit Cost (In lakh)	Fin. Allocation (Rs. in lakh)	Quantity/ Target	Avr. Unit Cost (In lakh)	Fin. Allocation (Rs. in lakh)
0	0	0	0.00	0	0	0.00	0	0	0	0.00	0	0	0.00
No of meeting	1	0.072	0.07	1	0	0.07	No of meeting	1	0.072	0.07	1	0.072	0.07
No of meeting	2	0	0.07	2	0	0.07	No of meeting	2	0.036	0.07	2	0.036	0.07
			0.00			0.00				0.00			0.00
0	0	0	0.00	0	0	0.00	0	0	0	0.00	0	0	0.00
0	0	0	0.00	0	0	0.00	0	0	0	0.00	0	0	0.00
0	0	0	0.00	0	0	0.00	0	0	0	0.00	0	0	0.00
0	0	0	0.00	0	0	0.00	0	0	0	0.00	0	0	0.00
0	0	0	0.00	0	0	0.00	0	0	0	0.00	0	0	0.00
0	0	0	0.00	0	0	0.00	0	0	0	0.00	0	0	0.00
0	0	0.00	0.00	0	0.00	0.00	0	0	0.00	0.00	0	0.00	0.00
0	0	0.00	0.00	0	0.00	0.00	0	0	0.00	0.00	0	0.00	0.00
0	0	0.00	0.00	0	0.00	0.00	0	0	0.00	0.00	0	0.00	0.00

National Health Mission, Assam

27-Fund allocated to Nagaon							28-Fund allocated to Nalbari						
2024-25				2025-26			2024-25				2025-26		
Fresh approval				Fresh approval			Fresh approval				Fresh approval		
Mesure of quantity/ Target	Quantity/ Target	Avr. Unit Cost (In lakh)	Fin. Allocation (Rs. in lakh)	Quantity/ Target	Avr. Unit Cost (In lakh)	Fin. Allocation (Rs. in lakh)	Mesure of quantity/ Target	Quantity/ Target	Avr. Unit Cost (In lakh)	Fin. Allocation (Rs. in lakh)	Quantity/ Target	Avr. Unit Cost (In lakh)	Fin. Allocation (Rs. in lakh)
	0	0	0.00	0	0.00	0.00	0	0	0.00	0.00	0	0.00	0.00
	0	0	0.00	0	0.00	0.00	0	0	0.00	0.00	0	0.00	0.00
	0	0	0.00	0	0.00	0.00	0	0	0.00	0.00	0	0.00	0.00
			0.00			0.00				0.00			0.00
	0	0	0.00	0	0.00	0.00	0	0	0.00	0.00	0	0.00	0.00
	0	0	0.00	0	0.00	0.00	0	0	0.00	0.00	0	0.00	0.00
	21		0.42	21		0.42		6		0.12	6		0.12
no of visits	21	0.02	0.42	21	0.02	0.42	no of visits	6	0.02	0.12	6	0.02	0.12
	0	0	0.00	0	0.00	0.00	0	0	0.00	0.00	0	0.00	0.00
	487		11.69	487		11.69		302		7.25	302		7.25
No of ANMs	487	0	11.69	487	0	11.69	No of ANMs	302	0.024	7.25	302	0.024	7.25
			0.00			0.00				0.00			0.00

National Health Mission, Assam

27-Fund allocated to Nagaon							28-Fund allocated to Nalbari						
2024-25				2025-26			2024-25				2025-26		
Fresh approval				Fresh approval			Fresh approval				Fresh approval		
Measure of quantity/ Target	Quantity/ Target	Avr. Unit Cost (In lakh)	Fin. Allocation (Rs. in lakh)	Quantity/ Target	Avr. Unit Cost (In lakh)	Fin. Allocation (Rs. in lakh)	Measure of quantity/ Target	Quantity/ Target	Avr. Unit Cost (In lakh)	Fin. Allocation (Rs. in lakh)	Quantity/ Target	Avr. Unit Cost (In lakh)	Fin. Allocation (Rs. in lakh)
	28401		69.96	29691		66.30		11959		40.37	12491		38.07
			0.00			0.00				0.00			0.00
no of claims	25481	0	38.22	26755	0	40.13	no of claims	10381	0.002	15.57	10909	0.002	16.36
no of claims	2200	0	2.20	2200	0	2.20	no of claims	1352	0.001	1.35	1352	0.001	1.35
			0.00			0.00				0.00			0.00
0	0	0.00	0.00	0	0.00	0.00	0	0	0.00	0.00	0	0.00	0.00
			0.00			0.00				0.00			0.00
			0.00			0.00				0.00			0.00
			0.00			0.00				0.00			0.00
			0.00			0.00				0.00			0.00
			0.00			0.00				0.00			0.00
0	0	0.00	0.00	0	0.00	0.00	0	0	0.00	0.00	0	0.00	0.00
			0.00			0.00				0.00			0.00
			0.00			0.00				0.00			0.00

National Health Mission, Assam

27-Fund allocated to Nagaon							28-Fund allocated to Nalbari						
2024-25				2025-26			2024-25				2025-26		
Fresh approval				Fresh approval			Fresh approval				Fresh approval		
Measure of quantity/ Target	Quantity/ Target	Avr. Unit Cost (In lakh)	Fin. Allocation (Rs. in lakh)	Quantity/ Target	Avr. Unit Cost (In lakh)	Fin. Allocation (Rs. in lakh)	Measure of quantity/ Target	Quantity/ Target	Avr. Unit Cost (In lakh)	Fin. Allocation (Rs. in lakh)	Quantity/ Target	Avr. Unit Cost (In lakh)	Fin. Allocation (Rs. in lakh)
0	0	0	0.00	0	0	0.00	0	0	0	0.00	0	0	0.00
No of batch	9	1.65	14.85	9	1.65	14.85	No of batch	8	1.65	13.20	8	1.65	13.20
0	0	0	0.00	0	0	0.00	0	0	0	0.00	0	0	0.00
No of batch	1	0.2904	0.29	1	0.2904	0.29	No of batch	1	0.2904	0.29	1	0.2904	0.29
No of batch	1	0.3564	0.36	1	0.3564	0.36	No of batch	1	0.3564	0.36	1	0.3564	0.36
No of batch	2	1.9415	3.88	2	1.9415	3.88	No of batch	1	1.9415	1.94	2	1.9415	3.88
No of batch	3	0.6963	2.09	4	0.6963	2.79	No of batch	2	0.6963	1.39	3	0.6963	2.09
No of batch	4	1	5.17	0	0	0.00	No of batch	4	1.293	5.17	0	0.000	0.00
			0.00			0.00				0.00			0.00
			0.00			0.00				0.00			0.00
			0.00			0.00				0.00			0.00
			0.00			0.00				0.00			0.00
			0.00			0.00				0.00			0.00
no of cases	698	0	1.75	719	0	1.80	no of cases	208	0.003	0.52	215	0.003	0.54

National Health Mission, Assam

27-Fund allocated to Nagaon							28-Fund allocated to Nalbari						
2024-25				2025-26			2024-25				2025-26		
Fresh approval				Fresh approval			Fresh approval				Fresh approval		
Measure of quantity/ Target	Quantity/ Target	Avr. Unit Cost (In lakh)	Fin. Allocation (Rs. in lakh)	Quantity/ Target	Avr. Unit Cost (In lakh)	Fin. Allocation (Rs. in lakh)	Measure of quantity/ Target	Quantity/ Target	Avr. Unit Cost (In lakh)	Fin. Allocation (Rs. in lakh)	Quantity/ Target	Avr. Unit Cost (In lakh)	Fin. Allocation (Rs. in lakh)
no of waiting home	2	1	1.15	0	0	0.00	no of waiting home	1	0.576	0.58	0	0.000	0.00
0	0	0	0.00	0	0	0.00	0	0	0.000	0.00	0	0.000	0.00
	150		20.40	0		0.00		0		0.00	0		0.00
			0.00			0.00				0.00			0.00
			0.00			0.00				0.00			0.00
			0.00			0.00				0.00			0.00
			0.00			0.00				0.00			0.00
			0.00			0.00				0.00			0.00
0	0	0.00	0.00	0	0.00	0.00	0	0	0.00	0.00	0	0.00	0.00
0	150	0.14	20.40	0	0.00	0.00	0	0	0.00	0.00	0	0.00	0.00
			1044.72			895.69				271.74			238.72

National Health Mission, Assam

27-Fund allocated to Nagaon							28-Fund allocated to Nalbari						
2024-25				2025-26			2024-25				2025-26		
Fresh approval				Fresh approval			Fresh approval				Fresh approval		
Mesure of quantity/ Target	Quantity/ Target	Avr. Unit Cost (In lakh)	Fin. Allocation (Rs. in lakh)	Quantity/ Target	Avr. Unit Cost (In lakh)	Fin. Allocation (Rs. in lakh)	Mesure of quantity/ Target	Quantity/ Target	Avr. Unit Cost (In lakh)	Fin. Allocation (Rs. in lakh)	Quantity/ Target	Avr. Unit Cost (In lakh)	Fin. Allocation (Rs. in lakh)
Clinics	100	0.00375	0.375	100	0.00375	0.375	Clinics	50	0.00375	0.1875	50	0.00375	0.1875
Lumpsum	1	0.3	0.3	1	0.3	0.3	Lumpsum	1	0.3	0.3	1	0.3	0.3
Number	1	0.5	0.5	1	0.5	0.5	Number	1	0.5	0.5	1	0.5	0.5
	102		1.175	102		1.175		52		0.9875	52		0.9875
	85		78.32	65		76.98		40		35.38	30		34.27
18	18	4.2	75.60	18	4.2	75.60	8	8	4.2	33.60	8	4.2	33.60
18	18	0.036	0.648	18	0.036	0.648	8	8	0.036	0.288	8	0.036	0.288
18	18	0.023	0.414			0.00	8	8	0.023	0.184			0.00
			0.00			0.00				0.00			0.00

National Health Mission, Assam

27-Fund allocated to Nagaon							28-Fund allocated to Nalbari						
2024-25				2025-26			2024-25				2025-26		
Fresh approval				Fresh approval			Fresh approval				Fresh approval		
Measure of quantity/ Target	Quantity/ Target	Avr. Unit Cost (In lakh)	Fin. Allocation (Rs. in lakh)	Quantity/ Target	Avr. Unit Cost (In lakh)	Fin. Allocation (Rs. in lakh)	Measure of quantity/ Target	Quantity/ Target	Avr. Unit Cost (In lakh)	Fin. Allocation (Rs. in lakh)	Quantity/ Target	Avr. Unit Cost (In lakh)	Fin. Allocation (Rs. in lakh)
2	2	0.463	0.93			0.00	2	2	0.463	0.93			0.00
			0.00			0.00				0.00			0.00
29	29	0.025	0.73	29	0.025	0.73	14	14	0.027	0.38	14	0.027	0.38
	158		3.200	160		3.913		99		2.660	100		3.497
0	0	0	0.00	0	0	0.00	0	0	0	0.00	0	0	0.00
140	140	0.010	1.40	140	0.010	1.40	90	90	0.010	0.90	90	0.010	0.90
			0.00			0.00	1	1	0.960	0.96	1	1.440	1.44
			0.00			0.00				0.00			0.00
			0.00			0.00				0.00			0.00
0.000	0.000	0.000	0.00	2	0.357	0.71				0.00	1	0.357	0.36
			0.00			0.00				0.00			0.00

National Health Mission, Assam

27-Fund allocated to Nagaon							28-Fund allocated to Nalbari						
2024-25				2025-26			2024-25				2025-26		
Fresh approval				Fresh approval			Fresh approval				Fresh approval		
Mesure of quantity/ Target	Quantity/ Target	Avr. Unit Cost (In lakh)	Fin. Allocation (Rs. in lakh)	Quantity/ Target	Avr. Unit Cost (In lakh)	Fin. Allocation (Rs. in lakh)	Mesure of quantity/ Target	Quantity/ Target	Avr. Unit Cost (In lakh)	Fin. Allocation (Rs. in lakh)	Quantity/ Target	Avr. Unit Cost (In lakh)	Fin. Allocation (Rs. in lakh)
			0.00			0.00				0.00			0.00
			0.00			0.00				0.00			0.00
18	18	0.100	1.80	18	0.100	1.80	8	8	0.100	0.80	8	0.100	0.80
	243		81.52	225		80.89		139		38.04	130		37.76
	#####	79.580	159.001	#####	81.102	162.111		#####	30.536	56.964	10788.697	35.525	62.481
Nos	31769	0.0025	79.423	32405	0.0025	81.012	Nos	10572	0.0025	26.431	10784	0.0025	26.959
Nos							Nos	1	1.58	1.576	1	1.236	1.236
Nos							Nos						
Nos	1	71.37	71.374	1	74.29	74.292	Nos	1	13.67	13.668	1	20.35	20.346
Nos							Nos						

National Health Mission, Assam

27-Fund allocated to Nagaon							28-Fund allocated to Nalbari						
2024-25				2025-26			2024-25				2025-26		
Fresh approval				Fresh approval			Fresh approval				Fresh approval		
Measure of quantity/ Target	Quantity/ Target	Avr. Unit Cost (In lakh)	Fin. Allocation (Rs. in lakh)	Quantity/ Target	Avr. Unit Cost (In lakh)	Fin. Allocation (Rs. in lakh)	Measure of quantity/ Target	Quantity/ Target	Avr. Unit Cost (In lakh)	Fin. Allocation (Rs. in lakh)	Quantity/ Target	Avr. Unit Cost (In lakh)	Fin. Allocation (Rs. in lakh)
Nos	1	1.37	1.370	1	1.37	1.370	Nos	1	0.66	0.660	1	0.66	0.660
Nos							Nos						
Nos	1	1.054	1.054	1	1.102	1.102	Nos	1	0.180	0.180	1	0.275	0.275
Nos	1	5.78	5.780	1	4.335	4.335	Nos	1	14.45	14.450	1	13.005	13.005
Nos							Nos						
Nos							Nos						
	101	17.56823	40.266	97	19.06823	42.266		49	12.05203	19.680	47	5.2480303	18.876
Nos	2.000	7.5	15.000	2.000	9.5	19.000	Nos	2	5	10.000	2		11.000
Nos	11	0.294545	3.240	11	0.29	3.240	Nos	2	0.365	0.730	2	0.37	0.730
Nos	65	0.05	3.460	65	0.05	3.460	Nos	33	0.05	1.750	33	0.05	1.750
Nos	2	0.30	0.600	2	0.30	0.600	Nos	2	0.30	0.600	2	0.30	0.600
Nos							Nos						

National Health Mission, Assam

27-Fund allocated to Nagaon							28-Fund allocated to Nalbari						
2024-25				2025-26			2024-25				2025-26		
Fresh approval				Fresh approval			Fresh approval				Fresh approval		
Measure of quantity/ Target	Quantity/ Target	Avr. Unit Cost (In lakh)	Fin. Allocation (Rs. in lakh)	Quantity/ Target	Avr. Unit Cost (In lakh)	Fin. Allocation (Rs. in lakh)	Measure of quantity/ Target	Quantity/ Target	Avr. Unit Cost (In lakh)	Fin. Allocation (Rs. in lakh)	Quantity/ Target	Avr. Unit Cost (In lakh)	Fin. Allocation (Rs. in lakh)
Nos							Nos						
Nos							Nos						
Nos							Nos						
Nos							Nos						
Nos of Batches	1	1.416	1.416	1	1.416	1.416	Nos of Batches	1	1.416	1.416	1	1.416	1.416
Nos of Batches	2	1.328	2.656	2	1.328	2.656	Nos of Batches	1	1.328	1.328	1	1.328	1.328

National Health Mission, Assam

27-Fund allocated to Nagaon							28-Fund allocated to Nalbari						
2024-25				2025-26			2024-25				2025-26		
Fresh approval				Fresh approval			Fresh approval				Fresh approval		
Measure of quantity/ Target	Quantity/ Target	Avr. Unit Cost (In lakh)	Fin. Allocation (Rs. in lakh)	Quantity/ Target	Avr. Unit Cost (In lakh)	Fin. Allocation (Rs. in lakh)	Measure of quantity/ Target	Quantity/ Target	Avr. Unit Cost (In lakh)	Fin. Allocation (Rs. in lakh)	Quantity/ Target	Avr. Unit Cost (In lakh)	Fin. Allocation (Rs. in lakh)
Nos of Batches	1	1.304	1.304	1	1.304	1.304	Nos of Batches	1	1.304	1.304			
Nos of Batches							Nos of Batches						
Nos of Batches	3	2.694	8.082	3	2.694	8.082	Nos of Batches						
Nos of Batches							Nos of Batches						
Nos of Batches							Nos of Batches						
Nos of Batches							Nos of Batches						
Nos							Nos						
Nos							Nos						
Nos	1	1.5406	1.541	1	1.5406	1.541	Nos	1	1.137	1.137	1	1.137	1.137
Nos							Nos						
Nos	1.000	0.20	0.200	1.000	0.20	0.200	Nos	2.000	0.20	0.400	2.000	0.20	0.400
Nos	7	0.054857	0.384	7	0.054857	0.384	Nos	2	0.066	0.132	2	0.066	0.132

National Health Mission, Assam

27-Fund allocated to Nagaon							28-Fund allocated to Nalbari						
2024-25				2025-26			2024-25				2025-26		
Fresh approval				Fresh approval			Fresh approval				Fresh approval		
Mesure of quantity/ Target	Quantity/ Target	Avr. Unit Cost (In lakh)	Fin. Allocation (Rs. in lakh)	Quantity/ Target	Avr. Unit Cost (In lakh)	Fin. Allocation (Rs. in lakh)	Mesure of quantity/ Target	Quantity/ Target	Avr. Unit Cost (In lakh)	Fin. Allocation (Rs. in lakh)	Quantity/ Target	Avr. Unit Cost (In lakh)	Fin. Allocation (Rs. in lakh)
	1	1.7936	1.794	1	1.7936	1.794		1	0.7998	0.800	1	0.7998	0.800
	3	13.496	16.496	3	13.125	16.125		3	12.996	15.496	3	12.625	15.125
Nos	2	3.0	6.000	2	3	6.000	Nos	2	2.5	5.000	2	2.5	5.000
Nos							Nos						
Nos							Nos						
Nos	1	10.496	10.496	1	10.125	10.125	Nos	1	10.496	10.496	1	10.125	10.125
Nos							Nos						
	1	14	14.000	1	14	14.000		1	11	11.000	1	11	11.000

National Health Mission, Assam

27-Fund allocated to Nagaon							28-Fund allocated to Nalbari						
2024-25				2025-26			2024-25				2025-26		
Fresh approval				Fresh approval			Fresh approval				Fresh approval		
Mesure of quantity/ Target	Quantity/ Target	Avr. Unit Cost (In lakh)	Fin. Allocation (Rs. in lakh)	Quantity/ Target	Avr. Unit Cost (In lakh)	Fin. Allocation (Rs. in lakh)	Mesure of quantity/ Target	Quantity/ Target	Avr. Unit Cost (In lakh)	Fin. Allocation (Rs. in lakh)	Quantity/ Target	Avr. Unit Cost (In lakh)	Fin. Allocation (Rs. in lakh)
Nos	1	14	14.000	1	14	14.000	Nos	1	11	11.000	1	11	11.000
	1	5.713	5.713	1	5.7125	5.713		1	2.798	2.798	1	2.7975	2.798
Nos	1	5.713	5.713	1	5.713	5.713	Nos	1	2.798	2.798	1	2.798	2.798
	0	0	0.000	0	0	0.000		0	0	0.000	0	0	0.000
Nos							Nos						
	0	0	0	0	0	0		0	0	0	0	0	0
Nos							Nos						
	31901		247.363	32533		251.686		10647		113.599	10854		116.361
			206.26			206.85				89.07			89.14

National Health Mission, Assam

27-Fund allocated to Nagaon							28-Fund allocated to Nalbari						
2024-25				2025-26			2024-25				2025-26		
Fresh approval				Fresh approval			Fresh approval				Fresh approval		
Measure of quantity/ Target	Quantity/ Target	Avr. Unit Cost (In lakh)	Fin. Allocation (Rs. in lakh)	Quantity/ Target	Avr. Unit Cost (In lakh)	Fin. Allocation (Rs. in lakh)	Measure of quantity/ Target	Quantity/ Target	Avr. Unit Cost (In lakh)	Fin. Allocation (Rs. in lakh)	Quantity/ Target	Avr. Unit Cost (In lakh)	Fin. Allocation (Rs. in lakh)
No. of DVS+RVS	1	12000.000	0.120	1	#####	0.120	No. of DVS+RVS	1	12000.000	0.120	1	12000.000	0.120
months	12	18000.000	2.160	12	#####	2.160	months	12	18000.000	2.160	12	18000.000	2.160
Urban Slum	732	625.000	4.574	732	625.000	4.574	Urban Slum	52	625.000	0.324	52	625.000	0.324
Underserved Session per Yr	48	2475.000	1.188	48	2475.000	1.188	Underserved Session per Yr	32	2475.000	0.792	32	2475.000	0.792
Expected Complete Imm, (upto 5 yrs)	47740	225.000	107.415	47997	225.000	107.994	Expected Complete Imm, (upto 5 yrs)	15438	225.000	34.736	15468	225.000	34.804

National Health Mission, Assam

27-Fund allocated to Nagaon							28-Fund allocated to Nalbari						
2024-25				2025-26			2024-25				2025-26		
Fresh approval				Fresh approval			Fresh approval				Fresh approval		
Measure of quantity/ Target	Quantity/ Target	Avr. Unit Cost (In lakh)	Fin. Allocation (Rs. in lakh)	Quantity/ Target	Avr. Unit Cost (In lakh)	Fin. Allocation (Rs. in lakh)	Measure of quantity/ Target	Quantity/ Target	Avr. Unit Cost (In lakh)	Fin. Allocation (Rs. in lakh)	Quantity/ Target	Avr. Unit Cost (In lakh)	Fin. Allocation (Rs. in lakh)
No. of Batches	16	70934.000	11.272	16	#####	11.272	No. of Batches	9	70934.000	6.411	9	70934.000	6.411
BRIDGE Mtng Batch Number	22	18000.000	3.960	22	#####	3.960	BRIDGE Mtng Batch Number	19	18000.000	3.420	19	18000.000	3.420
RI/IMI Session Planned	484	900.000	4.352	484	900.000	4.352	RI/IMI Session Planned	240	900.000	2.162	240	900.000	2.162
Beneficiary Infant Target	49200	5.000	2.460	49400	4.994	2.467	Beneficiary Infant Target	15400	5.000	0.770	15400	5.000	0.770
Yearly No. of AVD (HtRA)	3777	200.000	7.554	3777	200.000	7.554	Yearly No. of AVD (HtRA)	1200	200.000	2.400	1200	200.000	2.400
Yearly No. of AVD for Very Hard to Reach Area	546	450.000	2.457	546	450.000	2.457	Yearly No. of AVD for Very Hard to Reach Area	384	450.000	1.728	384	450.000	1.728

National Health Mission, Assam

27-Fund allocated to Nagaon							28-Fund allocated to Nalbari						
2024-25				2025-26			2024-25				2025-26		
Fresh approval				Fresh approval			Fresh approval				Fresh approval		
Measure of quantity/ Target	Quantity/ Target	Avr. Unit Cost (In lakh)	Fin. Allocation (Rs. in lakh)	Quantity/ Target	Avr. Unit Cost (In lakh)	Fin. Allocation (Rs. in lakh)	Measure of quantity/ Target	Quantity/ Target	Avr. Unit Cost (In lakh)	Fin. Allocation (Rs. in lakh)	Quantity/ Target	Avr. Unit Cost (In lakh)	Fin. Allocation (Rs. in lakh)
No. of Participants	47	600.000	0.280	47	600.000	0.280	No. of Participants	27	600.000	0.160	27	600.000	0.160
No. of Sub Centre & Plan. Unit	259	1200.000	3.108	259	1200.000	3.108	No. of Sub Centre & Plan. Unit	124	1200.000	1.488	124	1200.000	1.488
No. of Supervisory Visits planned yearly	1174	384.280	4.512	1174	384.280	4.512	No. of Supervisory Visits planned yearly	890	384.280	3.420	890	384.280	3.420
No. of PHC	10	9800.000	0.980	10	9800.000	0.980	No. of PHC	6	15333.000	0.920	6	15333.000	0.920
			24.52			24.52				11.36			11.36
No. of Beneficiary	344127	7.126	24.522	344127	7.126	24.523	No. of Beneficiary	98115	11.575	11.357	98115	11.575	11.357
	13		1.874	13		1.874		13		1.874	13		1.874

National Health Mission, Assam

27-Fund allocated to Nagaon							28-Fund allocated to Nalbari						
2024-25				2025-26			2024-25				2025-26		
Fresh approval				Fresh approval			Fresh approval				Fresh approval		
Mesure of quantity/ Target	Quantity/ Target	Avr. Unit Cost (In lakh)	Fin. Allocation (Rs. in lakh)	Quantity/ Target	Avr. Unit Cost (In lakh)	Fin. Allocation (Rs. in lakh)	Mesure of quantity/ Target	Quantity/ Target	Avr. Unit Cost (In lakh)	Fin. Allocation (Rs. in lakh)	Quantity/ Target	Avr. Unit Cost (In lakh)	Fin. Allocation (Rs. in lakh)
0	10332	0.35	44.255	7287	0.3495	41.07	0	224	0.0025	0.56	1143.875	0.336	10.288375
No of AHWDs	1032	0.01	10.3	1032	0.01	10.3							
No oc Club Meeting	1602	0.0025	4.005	1602	0.0025	4.005	No oc Club Meeting	224	0.0025	0.560	224	0.0025	0.560
No of PE selected	3040	0.00050	1.520				No of PE selected				892	0.00050	0.446
No of AHWDs for mobilization of Adolecent	1032	0.001	1.03	1032	0.001	1.03							
No of PE	3576	0.003	10.728	3576	0.003	10.728							
No of Batches	50	0.333	16.65	45	0.333	14.99	No of Batches				28	0.333	9.28
0	0	0	0	0	0	0	0	0	0	0	21.95	0.4910874	10.779368

National Health Mission, Assam

27-Fund allocated to Nagaon							28-Fund allocated to Nalbari						
2024-25				2025-26			2024-25				2025-26		
Fresh approval				Fresh approval			Fresh approval				Fresh approval		
Measure of quantity/ Target	Quantity/ Target	Avr. Unit Cost (In lakh)	Fin. Allocation (Rs. in lakh)	Quantity/ Target	Avr. Unit Cost (In lakh)	Fin. Allocation (Rs. in lakh)	Measure of quantity/ Target	Quantity/ Target	Avr. Unit Cost (In lakh)	Fin. Allocation (Rs. in lakh)	Quantity/ Target	Avr. Unit Cost (In lakh)	Fin. Allocation (Rs. in lakh)
	11032		48.68	7987		45.50		524		1.91	1466		22.42
0.000	3105	#DIV/0!	58.979	3255	#DIV/0!	61.145	0.000	1414	#DIV/0!	26.344	1500		28.184
Nos of Camp	38	0.150	5.700	40	0.150	6.000	Nos of Camp	18	0.150	2.700	19	0.150	2.850
	1814	0.027	48.875	1931	0.027	51.935		826	0.027	22.219	889	0.027	23.854
	1252	0.003	3.130	1284	0.002500	3.210		570	0.002500	1.425	592	0.002500	1.480
	1	1.274	1.274		#DIV/0!				#DIV/0!			#DIV/0!	
		#DIV/0!			#DIV/0!				#DIV/0!			#DIV/0!	
		#DIV/0!			#DIV/0!				#DIV/0!			#DIV/0!	
		#DIV/0!			#DIV/0!				#DIV/0!			#DIV/0!	
		#DIV/0!			#DIV/0!				#DIV/0!			#DIV/0!	
		#DIV/0!			#DIV/0!				#DIV/0!			#DIV/0!	
		#DIV/0!			#DIV/0!				#DIV/0!			#DIV/0!	
		#DIV/0!			#DIV/0!				#DIV/0!			#DIV/0!	

National Health Mission, Assam

27-Fund allocated to Nagaon							28-Fund allocated to Nalbari						
2024-25				2025-26			2024-25				2025-26		
Fresh approval				Fresh approval			Fresh approval				Fresh approval		
Mesure of quantity/ Target	Quantity/ Target	Avr. Unit Cost (In lakh)	Fin. Allocation (Rs. in lakh)	Quantity/ Target	Avr. Unit Cost (In lakh)	Fin. Allocation (Rs. in lakh)	Mesure of quantity/ Target	Quantity/ Target	Avr. Unit Cost (In lakh)	Fin. Allocation (Rs. in lakh)	Quantity/ Target	Avr. Unit Cost (In lakh)	Fin. Allocation (Rs. in lakh)
		#DIV/0!			#DIV/0!				#DIV/0!			#DIV/0!	
0.00	46	#DIV/0!	2.08	52	#DIV/0!	2.32	0.00	93	#DIV/0!	4.08	93	#DIV/0!	4.08
	2	0.160	0.320	2	0.160	0.320		3	0.160	0.480	3	0.160	0.480
	44	0.040	1.760	50	0.040	2.000		90	0.040	3.600	90	0.040	3.600
		#DIV/0!			#DIV/0!				#DIV/0!			#DIV/0!	
		#DIV/0!			#DIV/0!				#DIV/0!			#DIV/0!	
		#DIV/0!			#DIV/0!				#DIV/0!			#DIV/0!	
0.000	34816	#DIV/0!	62.031	37043	#DIV/0!	66.321	0.000	12772	#DIV/0!	22.215	13712	#DIV/0!	23.944
	15	0.050	0.750	18	0.050	0.900		15	0.050	0.750	15	0.050	0.750
	2418	0.0002	0.484	2518	0.0002	0.504		2236	0.0002	0.447	2330	0.0002	0.466
	14925	0.002	35.820	15672	0.002	37.620		4459	0.002	10.700	4682	0.002	11.240
	1265	0.003	3.800	1580	0.003	4.750		800	0.003	2.400	1000	0.003	3.000
	14925	0.001	17.910	15672	0.001	18.810		4459	0.001	5.350	4682	0.001	5.620

National Health Mission, Assam

27-Fund allocated to Nagaon							28-Fund allocated to Nalbari						
2024-25				2025-26			2024-25				2025-26		
Fresh approval				Fresh approval			Fresh approval				Fresh approval		
Mesure of quantity/ Target	Quantity/ Target	Avr. Unit Cost (In lakh)	Fin. Allocation (Rs. in lakh)	Quantity/ Target	Avr. Unit Cost (In lakh)	Fin. Allocation (Rs. in lakh)	Mesure of quantity/ Target	Quantity/ Target	Avr. Unit Cost (In lakh)	Fin. Allocation (Rs. in lakh)	Quantity/ Target	Avr. Unit Cost (In lakh)	Fin. Allocation (Rs. in lakh)
	1265	0.002	1.900	1580	0.002	2.370		800	0.002	1.200	1000	0.002	1.500
		#DIV/0!			#DIV/0!				#DIV/0!			#DIV/0!	
		#DIV/0!			#DIV/0!				#DIV/0!			#DIV/0!	
	1	0.493	0.4925	1	0.493	0.4925		1	0.493	0.4925	1	0.493	0.4925
	2	0.438	0.875	2	0.438	0.875		2	0.438	0.875	2	0.438	0.875
		#DIV/0!			#DIV/0!				#DIV/0!			#DIV/0!	
		#DIV/0!			#DIV/0!				#DIV/0!			#DIV/0!	
		#DIV/0!			#DIV/0!				#DIV/0!			#DIV/0!	
		#DIV/0!			#DIV/0!				#DIV/0!			#DIV/0!	
0.000	12084	#DIV/0!	10.073	12194	#DIV/0!	10.153	0.000	8082	#DIV/0!	6.567	8162	#DIV/0!	6.627
	6040	0.000750	4.530	6095	0.000750	4.570		4040	0.000750	3.030	4080	0.000750	3.060
	6040	0.001	4.530	6095	0.001	4.570		4040	0.001	3.030	4080	0.001	3.060
		#DIV/0!			#DIV/0!				#DIV/0!			#DIV/0!	

National Health Mission, Assam

27-Fund allocated to Nagaon							28-Fund allocated to Nalbari						
2024-25			2025-26				2024-25				2025-26		
Fresh approval			Fresh approval				Fresh approval				Fresh approval		
Mesure of quantity/ Target	Quantity/ Target	Avr. Unit Cost (In lakh)	Fin. Allocation (Rs. in lakh)	Quantity/ Target	Avr. Unit Cost (In lakh)	Fin. Allocation (Rs. in lakh)	Mesure of quantity/ Target	Quantity/ Target	Avr. Unit Cost (In lakh)	Fin. Allocation (Rs. in lakh)	Quantity/ Target	Avr. Unit Cost (In lakh)	Fin. Allocation (Rs. in lakh)
	2	0.174	0.347	2	0.174	0.347		1	0.174	0.1735	1	0.174	0.1735
	2	0.333	0.666	2	0.333	0.666		1	0.333	0.333	1	0.333	0.333
		#DIV/0!			#DIV/0!				#DIV/0!			#DIV/0!	
		#DIV/0!			#DIV/0!				#DIV/0!			#DIV/0!	
		#DIV/0!			#DIV/0!				#DIV/0!			#DIV/0!	
0.000	18843	#DIV/0!	67.612	19153	#DIV/0!	69.858	0.000	7624	#DIV/0!	29.288	7846	#DIV/0!	30.273
	3096	0.001	3.10	3251	0.001	3.25		1224	0.001	1.22	1285	0.001	1.29
	10900	0.001	10.900	10900	0.001	10.900		4400	0.001	4.400	4500	0.001	4.500
	1750	0.005	8.400	1750	0.005	8.400		775	0.005	3.720	775	0.005	3.720
	3096	0.013500	41.796	3251	0.013500	43.887		1224	0.013500	16.524	1285	0.013500	17.348
	1	3.420	3.420	1	3.420	3.420		1	3.420	3.420	1	3.420	3.420
		#DIV/0!			#DIV/0!				#DIV/0!			#DIV/0!	
		#DIV/0!			#DIV/0!				#DIV/0!			#DIV/0!	
		#DIV/0!			#DIV/0!				#DIV/0!			#DIV/0!	
0.000	0	#DIV/0!	0.000	0	#DIV/0!	0.000	0.000	0	#DIV/0!	0.000	0	#DIV/0!	0.000

National Health Mission, Assam

27-Fund allocated to Nagaon							28-Fund allocated to Nalbari						
2024-25				2025-26			2024-25				2025-26		
Fresh approval				Fresh approval			Fresh approval				Fresh approval		
Mesure of quantity/ Target	Quantity/ Target	Avr. Unit Cost (In lakh)	Fin. Allocation (Rs. in lakh)	Quantity/ Target	Avr. Unit Cost (In lakh)	Fin. Allocation (Rs. in lakh)	Mesure of quantity/ Target	Quantity/ Target	Avr. Unit Cost (In lakh)	Fin. Allocation (Rs. in lakh)	Quantity/ Target	Avr. Unit Cost (In lakh)	Fin. Allocation (Rs. in lakh)
		#DIV/0!			#DIV/0!				#DIV/0!			#DIV/0!	
0.000	3	0.637	0.979	2	0.637	0.637	0.000	2	0.637	0.637	2	0.637	0.637
	1	0.295	0.295	1	0.295	0.295		1	0.295	0.295	1	0.295	0.295
	2	0.342	0.684	1	0.342	0.342		1	0.342	0.342	1	0.342	0.342
0.000	560	0.107	4.138	560	0.107	4.138	0.000	272	0.107	2.035	272	0.107	2.035
	10	0.020	0.20	10	0.020	0.20		5	0.020	0.10	5	0.020	0.10
	10	0.015	0.150	10	0.015	0.150		5	0.015	0.075	5	0.015	0.075
	10	0.030	0.30	10	0.030	0.30		5	0.030	0.15	5	0.030	0.15
	10	0.030	0.30	10	0.030	0.30		5	0.030	0.15	5	0.030	0.15
	260	0.006	1.615	260	0.006	1.615		126	0.006	0.798	126	0.006	0.798

National Health Mission, Assam

27-Fund allocated to Nagaon							28-Fund allocated to Nalbari						
2024-25				2025-26			2024-25				2025-26		
Fresh approval				Fresh approval			Fresh approval				Fresh approval		
Measure of quantity/ Target	Quantity/ Target	Avr. Unit Cost (In lakh)	Fin. Allocation (Rs. in lakh)	Quantity/ Target	Avr. Unit Cost (In lakh)	Fin. Allocation (Rs. in lakh)	Measure of quantity/ Target	Quantity/ Target	Avr. Unit Cost (In lakh)	Fin. Allocation (Rs. in lakh)	Quantity/ Target	Avr. Unit Cost (In lakh)	Fin. Allocation (Rs. in lakh)
	260	0.006	1.573	260	0.006	1.573		126	0.006	0.762	126	0.006	0.762
0.000	9780	#DIV/0!	56.438	10115	#DIV/0!	57.850	0.000	9238	#DIV/0!	52.106	9804	#DIV/0!	55.568
	86	0.005	0.420	86	0.005	0.420		46	0.005	0.220	46	0.005	0.220
	240	0.005	1.200	240	0.005	1.200		120	0.005	0.600	120	0.005	0.600
	8085	0.005	40.430	8900	0.005	44.500		7759	0.005	38.800	8500	0.005	42.500
	661	0.010	6.610	704	0.010	7.040		961	0.010	9.610	1038	0.010	10.380
		#DIV/0!			#DIV/0!				#DIV/0!			#DIV/0!	
	1	0.165	0.165	1	0.165	0.165		1	0.165	0.165	1	0.165	0.165
		#DIV/0!			#DIV/0!				#DIV/0!			#DIV/0!	
		#DIV/0!			#DIV/0!				#DIV/0!			#DIV/0!	
		#DIV/0!			#DIV/0!				#DIV/0!			#DIV/0!	
		#DIV/0!			#DIV/0!				#DIV/0!			#DIV/0!	

National Health Mission, Assam

27-Fund allocated to Nagaon							28-Fund allocated to Nalbari						
2024-25				2025-26			2024-25				2025-26		
Fresh approval				Fresh approval			Fresh approval				Fresh approval		
Mesure of quantity/ Target	Quantity/ Target	Avr. Unit Cost (In lakh)	Fin. Allocation (Rs. in lakh)	Quantity/ Target	Avr. Unit Cost (In lakh)	Fin. Allocation (Rs. in lakh)	Mesure of quantity/ Target	Quantity/ Target	Avr. Unit Cost (In lakh)	Fin. Allocation (Rs. in lakh)	Quantity/ Target	Avr. Unit Cost (In lakh)	Fin. Allocation (Rs. in lakh)
	4	0.025	0.100	4	0.025	0.100		4	0.025	0.100	4	0.025	0.100
		#DIV/0!			#DIV/0!				#DIV/0!			#DIV/0!	
		#DIV/0!			#DIV/0!				#DIV/0!			#DIV/0!	
	520	0.004	2.080		#DIV/0!			252	0.004	1.008		#DIV/0!	
		#DIV/0!			#DIV/0!				#DIV/0!			#DIV/0!	
		#DIV/0!			#DIV/0!				#DIV/0!			#DIV/0!	
	1	0.423	0.4225	1	0.423	0.4225		1	0.423	0.4225	1	0.423	0.4225
	170	0.005	0.850	170	0.005	0.850		92	0.005	0.460	92	0.005	0.460
	5	0.360	1.800	5	0.360	1.800		2	0.360	0.720	2	0.360	0.720
		#DIV/0!			#DIV/0!				#DIV/0!			#DIV/0!	
		#DIV/0!			#DIV/0!				#DIV/0!			#DIV/0!	
		#DIV/0!			#DIV/0!				#DIV/0!			#DIV/0!	
	7	0.337	2.360	4	0.338	1.352			#DIV/0!			#DIV/0!	
		#DIV/0!			#DIV/0!				#DIV/0!			#DIV/0!	

National Health Mission, Assam

27-Fund allocated to Nagaon							28-Fund allocated to Nalbari						
2024-25				2025-26			2024-25				2025-26		
Fresh approval				Fresh approval			Fresh approval				Fresh approval		
Measure of quantity/ Target	Quantity/ Target	Avr. Unit Cost (In lakh)	Fin. Allocation (Rs. in lakh)	Quantity/ Target	Avr. Unit Cost (In lakh)	Fin. Allocation (Rs. in lakh)	Measure of quantity/ Target	Quantity/ Target	Avr. Unit Cost (In lakh)	Fin. Allocation (Rs. in lakh)	Quantity/ Target	Avr. Unit Cost (In lakh)	Fin. Allocation (Rs. in lakh)
0	0	0	0	0	0	0	0	0	0	0	0	0	0
0	0	0	0	0	0	0	0	0	0	0	0	0	0
0	0	0	0	0	0	0	0	0	0	0	0	0	0
0	0	0	0	0	0	0	0	0	0	0	0	0	0
0	0	0	0	0	0	0	0	0	0	0	0	0	0
0.00	1915.00	200.00	3.83	1915.00	200.00	3.83	0.00	792.00	200.00	1.58	792.00	200.00	1.58
No of ASHA	1915.000	200	3.83	1915.000	200	3.83	No of ASHA	792	200.000	1.58	792	200.000	1.58
			0.00			0.00				0.00			0.00

National Health Mission, Assam

27-Fund allocated to Nagaon							28-Fund allocated to Nalbari						
2024-25				2025-26			2024-25				2025-26		
Fresh approval				Fresh approval			Fresh approval				Fresh approval		
Mesure of quantity/ Target	Quantity/ Target	Avr. Unit Cost (In lakh)	Fin. Allocation (Rs. in lakh)	Quantity/ Target	Avr. Unit Cost (In lakh)	Fin. Allocation (Rs. in lakh)	Mesure of quantity/ Target	Quantity/ Target	Avr. Unit Cost (In lakh)	Fin. Allocation (Rs. in lakh)	Quantity/ Target	Avr. Unit Cost (In lakh)	Fin. Allocation (Rs. in lakh)
0.00	0.00	0.00	0.00	0.00	0.00	0.00	0.00	0.00	0.00	0.00	0.00	0.00	0.00
			0.0000			0.0000				0.0000			0.0000
0.00	1915.00	400.00	7.66	1915.00	400.00	7.66	0.00	792.00	400.00	3.17	792.00	400.00	3.17
			0.000			0.000				0.000			0.000
NO OF ASHA	1915.000	400	7.660	1915.000	400.000	7.66	NO OF ASHA	792	400.000	3.168	792.000	400.000	3.17
0.00	91606.00	139001.00	2.31	91606.00	#####	2.31	0.00	82203.00	72001.00	1.54	82203.00	72001.00	1.54
no of children	#####	1	0.916	#####	1	0.916	no of children	82202	1.000	0.822	82202	1.000	0.822
			0.000			0.000				0.000			0.000
			0.000			0.000				0.000			0.000

National Health Mission, Assam

27-Fund allocated to Nagaon							28-Fund allocated to Nalbari							
2024-25				2025-26			2024-25				2025-26			
Fresh approval				Fresh approval			Fresh approval				Fresh approval			
Mesure of quantity/ Target	Quantity/ Target	Avr. Unit Cost (In lakh)	Fin. Allocation (Rs. in lakh)	Quantity/ Target	Avr. Unit Cost (In lakh)	Fin. Allocation (Rs. in lakh)	Mesure of quantity/ Target	Quantity/ Target	Avr. Unit Cost (In lakh)	Fin. Allocation (Rs. in lakh)	Quantity/ Target	Avr. Unit Cost (In lakh)	Fin. Allocation (Rs. in lakh)	
			0.000			0.000				0.000			0.000	
			0.000			0.000				0.000			0.000	
no of district	1.000	139000	1.390	1.000	139000	1.390	no of district	1	72000.000	0.720	1	72000.000	0.720	
	0	1	32000	0.32	1	32000	0.32	0	1	32000	0.32	1	32000	0.32
no of district	1.000	32000.000	0.320	1.000	#####	0.320	no of district	1.000	32000.000	0.320	1.000	32000.000	0.320	
			48.014			51.901				21.758			23.437	
Per Month	1915	0	5.745	1915	0	5.745	Per Month	792	0.003	2.376	792	0.003	2.376	
0.000	0.000	0	0.000	0.000	0	0.000	0.000	0	0.000	0.000	0	0.000	0.000	
0.000	0.000	0	0.000	0.000	0	0.000	0.000	0	0.000	0.000	0	0.000	0.000	
0.000	0.000	0	0.000	0.000	0	0.000	0.000	0	0.000	0.000	0	0.000	0.000	

National Health Mission, Assam

27-Fund allocated to Nagaon							28-Fund allocated to Nalbari						
2024-25				2025-26			2024-25				2025-26		
Fresh approval				Fresh approval			Fresh approval				Fresh approval		
Measure of quantity/ Target	Quantity/ Target	Avr. Unit Cost (In lakh)	Fin. Allocation (Rs. in lakh)	Quantity/ Target	Avr. Unit Cost (In lakh)	Fin. Allocation (Rs. in lakh)	Measure of quantity/ Target	Quantity/ Target	Avr. Unit Cost (In lakh)	Fin. Allocation (Rs. in lakh)	Quantity/ Target	Avr. Unit Cost (In lakh)	Fin. Allocation (Rs. in lakh)
0	0	0	0	0	0	0	0	0	0	0	0	0	0
0	0	0	0	0	0	0	0	0	0	0	0	0	0
Per District	2.000	0.030	0.060	2.000	0.030	0.060	Per District	2.000	0.030	0.060	2.000	0.030	0.060
0	0	0	0	0	0	0	0	0	0	0	0	0	0
per block	5	0.36	1.800	5	0.36	1.800	per block	3	0.360	1.080	3	0.360	1.080
Per District	1.000	1	0.960	1.000	1	0.960	Per District	1	0.960	0.960	1	0.960	0.960
0	0	0	0	0	0	0	0	0	0	0	0	0	0
0	15	4.405	6.125	16	4.4475	6.4175	0	13	4.405	5.405	13	4.4475	5.4475

National Health Mission, Assam

27-Fund allocated to Nagaon							28-Fund allocated to Nalbari						
2024-25				2025-26			2024-25				2025-26		
Fresh approval				Fresh approval			Fresh approval				Fresh approval		
Measure of quantity/ Target	Quantity/ Target	Avr. Unit Cost (In lakh)	Fin. Allocation (Rs. in lakh)	Quantity/ Target	Avr. Unit Cost (In lakh)	Fin. Allocation (Rs. in lakh)	Measure of quantity/ Target	Quantity/ Target	Avr. Unit Cost (In lakh)	Fin. Allocation (Rs. in lakh)	Quantity/ Target	Avr. Unit Cost (In lakh)	Fin. Allocation (Rs. in lakh)
No. of MTS	5	0.02	0.10	5	0.02	0.10	No. of MTS	2	0.02	0.04	2	0.02	0.04
No. of Vehicle	1	0.60	0.60	1	0.65	0.65	No. of Vehicle	1	0.60	0.60	1	0.65	0.65
Month wise	12	0.10	1.20	12	0.10	1.20	Month wise	12	0.10	1.20	12	0.10	1.20
			26.7209			27.214				14.45015			14.923
case wise	42	0.003	0.13	42	0.003	0.13	case wise	7	0.003	0.02	7	0.003	0.02
Operational cost wise	10	0.375	3.750	10	0.375	3.750	Operational cost wise	5	0.375	1.875	5	0.375	1.875
In litres	350	0.0061	2.14	350	0.0061	2.14	In litres	200	0.0061	1.22	200	0.0061	1.22
Batchwise	2	0.35	0.70	2	0.35	0.70	Batchwise	2	0.35	0.70	2	0.35	0.70

National Health Mission, Assam

27-Fund allocated to Nagaon							28-Fund allocated to Nalbari						
2024-25				2025-26			2024-25				2025-26		
Fresh approval				Fresh approval			Fresh approval				Fresh approval		
Measure of quantity/ Target	Quantity/ Target	Avr. Unit Cost (In lakh)	Fin. Allocation (Rs. in lakh)	Quantity/ Target	Avr. Unit Cost (In lakh)	Fin. Allocation (Rs. in lakh)	Measure of quantity/ Target	Quantity/ Target	Avr. Unit Cost (In lakh)	Fin. Allocation (Rs. in lakh)	Quantity/ Target	Avr. Unit Cost (In lakh)	Fin. Allocation (Rs. in lakh)
Districtwise	1	1.60	1.60	1	1.60	1.60	Districtwise	1	1.10	1.10	1	1.10	1.10
Districtwise	1	1.10	1.10	1	1.10	1.10	Districtwise	1	1.10	1.10	1	1.10	1.10
			6.500			6.500				4.750			4.750
							District wise	1	0.04	0.040	1	0.04	0.040
Block wise	9	0.07500	0.675	9	0.07500	0.675							
							District wise	1	0.35	0.35	1	0.35	0.35
							District wise	1	5.00	5.00			
							District wise	1	0.10	0.10	1	0.10	0.10
							District wise	1	0.50	0.50	1	0.50	0.50
District wise	1	0.50	0.50	1	0.50	0.50	District wise	1	0.50	0.50	1	0.50	0.50

National Health Mission, Assam

27-Fund allocated to Nagaon							28-Fund allocated to Nalbari						
2024-25				2025-26			2024-25				2025-26		
Fresh approval				Fresh approval			Fresh approval				Fresh approval		
Mesure of quantity/ Target	Quantity/ Target	Avr. Unit Cost (In lakh)	Fin. Allocation (Rs. in lakh)	Quantity/ Target	Avr. Unit Cost (In lakh)	Fin. Allocation (Rs. in lakh)	Mesure of quantity/ Target	Quantity/ Target	Avr. Unit Cost (In lakh)	Fin. Allocation (Rs. in lakh)	Quantity/ Target	Avr. Unit Cost (In lakh)	Fin. Allocation (Rs. in lakh)
District	1	0.20	0.20	1	0.20	0.20	District	1	0.20	0.20	1	0.20	0.20
							Distyric wise	1	0.75	0.75	1	0.75	0.75
			1.375			1.375				7.440			2.440
			44.19			44.68				32.38			27.85
0	828	52.444	53.074	774	52.154	52.717	0	843	19.384	20.078	783	19.384	19.9855
Round	1	0.870	0.870	1	0.580	0.580							
Camp	1	0.100	0.100	1	0.100	0.100	Camp	1	0.100	0.100	1	0.100	0.100
No. of case	12	0.0025	0.030	10	0.0025	0.025	No. of case	20	0.0025	0.050	15	0.0025	0.038

National Health Mission, Assam

27-Fund allocated to Nagaon							28-Fund allocated to Nalbari						
2024-25				2025-26			2024-25				2025-26		
Fresh approval				Fresh approval			Fresh approval				Fresh approval		
Measure of quantity/ Target	Quantity/ Target	Avr. Unit Cost (In lakh)	Fin. Allocation (Rs. in lakh)	Quantity/ Target	Avr. Unit Cost (In lakh)	Fin. Allocation (Rs. in lakh)	Measure of quantity/ Target	Quantity/ Target	Avr. Unit Cost (In lakh)	Fin. Allocation (Rs. in lakh)	Quantity/ Target	Avr. Unit Cost (In lakh)	Fin. Allocation (Rs. in lakh)
No. of case	4	0.004	0.016	4	0.004	0.016	No. of case	6	0.004	0.024	6	0.004	0.024
No. of case	8	0.006	0.048	6	0.006	0.036	No. of case	14	0.006	0.084	9	0.006	0.054
No. of case	500	0.0005	0.250	500	0.0005	0.250	No. of case	500	0.0005	0.250	500	0.0005	0.250
No. of ASHA	300	0.001	0.300	250	0.001	0.250	No. of ASHA	300	0.001	0.300	250	0.001	0.250
District	1	0.150	0.150	1	0.150	0.150	District	1	0.150	0.150	1	0.150	0.150
Round	1	51.310	51.310	1	51.310	51.310	Round	1	19.120	19.120	1	19.120	19.120
0	80	0.007	0.26	80	0.007	0.26	0	96	0.007	0.312	96	0.007	0.312
Foot wear	20	0.004	0.080	20	0.004	0.080	Foot wear	24	0.004	0.096	24	0.004	0.096
No. of Kits	60	0.003	0.180	60	0.003	0.180	No. of Kits	72	0.003	0.216	72	0.003	0.216
0.00	7.00	1.69	2.56	7.00	1.69	2.56	0.00	7.00	1.69	2.56	7.00	1.69	2.56
No. of batch	3	0.43	1.300	3	0.43	1.300	No. of batch	3	0.43	1.300	3	0.43	1.300

National Health Mission, Assam

27-Fund allocated to Nagaon							28-Fund allocated to Nalbari						
2024-25				2025-26			2024-25				2025-26		
Fresh approval				Fresh approval			Fresh approval				Fresh approval		
Measure of quantity/ Target	Quantity/ Target	Avr. Unit Cost (In lakh)	Fin. Allocation (Rs. in lakh)	Quantity/ Target	Avr. Unit Cost (In lakh)	Fin. Allocation (Rs. in lakh)	Measure of quantity/ Target	Quantity/ Target	Avr. Unit Cost (In lakh)	Fin. Allocation (Rs. in lakh)	Quantity/ Target	Avr. Unit Cost (In lakh)	Fin. Allocation (Rs. in lakh)
No. of District	1	0.200	0.200	1	0.200	0.200	No. of District	1	0.200	0.200	1	0.200	0.200
No. of District	1	0.100	0.100	1	0.100	0.100	No. of District	1	0.100	0.100	1	0.100	0.100
District	1	0.600	0.600	1	0.600	0.600	District	1	0.600	0.600	1	0.600	0.600
District	1	0.360	0.360	1	0.360	0.360	District	1	0.360	0.360	1	0.360	0.360
	915		55.894	861		55.537		946		22.950	886		22.858
0	64650	6.94175	44.852	64650	6.94183	44.869	0	54892	6.94175	30.147	54892	6.94183	30.155

National Health Mission, Assam

27-Fund allocated to Nagaon							28-Fund allocated to Nalbari						
2024-25				2025-26			2024-25				2025-26		
Fresh approval				Fresh approval			Fresh approval				Fresh approval		
Measure of quantity/ Target	Quantity/ Target	Avr. Unit Cost (In lakh)	Fin. Allocation (Rs. in lakh)	Quantity/ Target	Avr. Unit Cost (In lakh)	Fin. Allocation (Rs. in lakh)	Measure of quantity/ Target	Quantity/ Target	Avr. Unit Cost (In lakh)	Fin. Allocation (Rs. in lakh)	Quantity/ Target	Avr. Unit Cost (In lakh)	Fin. Allocation (Rs. in lakh)
No. of Patient	900	0.01	9.000	900	0.01	9.000	No. of Patient	400	0.01	4.000	400	0.01	4.000
	6000	0.00025	1.500	6000	0.00025	1.500		3000	0.00025	0.750	3000	0.00025	0.750
	53700	0.00010	5.370	53700	0.00010	5.370		48700	0.00010	4.870	48700	0.00010	4.870
			0.000			0.000				0.000			0.000
			0.000			0.000				0.000			0.000
			0.000			0.000				0.000			0.000
No. of DTC	1	0.500	0.500	1	0.500	0.500	No. of DTC	1	0.500	0.500	1	0.500	0.500
No. of DDS	1	0.200	0.200	1	0.200	0.200	No. of DDS	1	0.200	0.200	1	0.200	0.200
No. of TU	8	0.200	1.600	8	0.200	1.600	No. of TU	4	0.200	0.800	4	0.200	0.800
No. of DMC	20	0.05	1.000	20	0.05	1.000	No. of DMC	12	0.05	0.600	12	0.05	0.600
			0.000			0.000				0.000			0.000
			0.000			0.000				0.000			0.000
			0.000			0.000				0.000			0.000
No. of Machine	30	0.04	1.200	30	0.04	1.200	No. of Machine	15	0.04	0.600	15	0.04	0.600
			0.000			0.000				0.000			0.000
No. of Str	1	0.515	0.515	1	0.515	0.515	No. of Str	1	0.515	0.515	1	0.515	0.515

National Health Mission, Assam

27-Fund allocated to Nagaon							28-Fund allocated to Nalbari						
2024-25				2025-26			2024-25				2025-26		
Fresh approval				Fresh approval			Fresh approval				Fresh approval		
Measure of quantity/ Target	Quantity/ Target	Avr. Unit Cost (In lakh)	Fin. Allocation (Rs. in lakh)	Quantity/ Target	Avr. Unit Cost (In lakh)	Fin. Allocation (Rs. in lakh)	Measure of quantity/ Target	Quantity/ Target	Avr. Unit Cost (In lakh)	Fin. Allocation (Rs. in lakh)	Quantity/ Target	Avr. Unit Cost (In lakh)	Fin. Allocation (Rs. in lakh)
			0.000			0.000				0.000			0.000
No. of items	3700	0.00238	8.806	3700	0.00238	8.806	No. of items	2600	0.00238	6.188	2600	0.00238	6.188
			0.000			0.000				0.000			0.000
			0.000			0.000				0.000			0.000
No. of Batches	1	2.36	2.360	1	2.36	2.360	No. of Batches	1	2.36	2.360	1	2.36	2.360
No of Participants	40	0.0055	0.220	40	0.006	0.220	No of Participants	30	0.0055	0.165	30	0.006	0.165
No ofCHOs	219	0.01352	2.9609	219	0.0136	2.978	No ofCHOs	102	0.01352	1.3790	102	0.0136	1.387
			0.000			0.000				0.000			0.000
			0.000			0.000				0.000			0.000
No.of Meeting	1	0.400	0.400	1	0.400	0.400	No.of Meeting	1	0.400	0.400	1	0.400	0.400
No. of workshop	1	0.520	0.520	1	0.520	0.520	No. of workshop	1	0.520	0.520	1	0.520	0.520
			0.000			0.000				0.000			0.000
			0.000			0.000				0.000			0.000
No. of Meeting	4	0.025	0.100	4	0.025	0.100	No. of Meeting	4	0.025	0.100	4	0.025	0.100

National Health Mission, Assam

27-Fund allocated to Nagaon							28-Fund allocated to Nalbari						
2024-25				2025-26			2024-25				2025-26		
Fresh approval				Fresh approval			Fresh approval				Fresh approval		
Mesure of quantity/ Target	Quantity/ Target	Avr. Unit Cost (In lakh)	Fin. Allocation (Rs. in lakh)	Quantity/ Target	Avr. Unit Cost (In lakh)	Fin. Allocation (Rs. in lakh)	Mesure of quantity/ Target	Quantity/ Target	Avr. Unit Cost (In lakh)	Fin. Allocation (Rs. in lakh)	Quantity/ Target	Avr. Unit Cost (In lakh)	Fin. Allocation (Rs. in lakh)
No. of Items	1	1.400	1.400	1	1.400	1.400	No. of Items	1	1.400	1.400	1	1.400	1.400
			0.000			0.000				0.000			0.000
			0.000			0.000				0.000			0.000
			0.000			0.000				0.000			0.000
No of Visit			0.000			0.000	No of Visit			0.000			0.000
No of Visit	10	0.6	6.000	10	0.600	6.000	No of Visit	6	0.6	3.600	6	0.600	3.600
Lumpsum	12	0.100	1.2000	12	0.100	1.200	Lumpsum	12	0.100	1.2000	12	0.100	1.200
0	3269	0.0805	79.040	3269	0.0805	79.040	0	1421	0.0805	36.055	1421	0.0805	36.055
No of Patient	2488	0.03	74.6400	2488	0.03	74.640	No of Patient	1131	0.03	33.9300	1131	0.03	33.930
No of Patient	81	0.05	4.0500	81	0.05	4.050	No of Patient	40	0.05	2.0000	40	0.05	2.000

National Health Mission, Assam

27-Fund allocated to Nagaon							28-Fund allocated to Nalbari						
2024-25				2025-26			2024-25				2025-26		
Fresh approval				Fresh approval			Fresh approval				Fresh approval		
Measure of quantity/ Target	Quantity/ Target	Avr. Unit Cost (In lakh)	Fin. Allocation (Rs. in lakh)	Quantity/ Target	Avr. Unit Cost (In lakh)	Fin. Allocation (Rs. in lakh)	Measure of quantity/ Target	Quantity/ Target	Avr. Unit Cost (In lakh)	Fin. Allocation (Rs. in lakh)	Quantity/ Target	Avr. Unit Cost (In lakh)	Fin. Allocation (Rs. in lakh)
No of Patient	700	0.0005	0.3500	700	0.0005	0.350	No of Patient	250	0.0005	0.1250	250	0.0005	0.125
0	898	1.465	5.930	898	1.465	5.930	0	419	0.465	2.540	419	0.465	2.540
No of Patient	420	0.005	2.1000	420	0.005	2.100	No of Patient	230	0.005	1.1500	230	0.005	1.150
No of Patient	120	0.005	0.6000	120	0.005	0.600	No of Patient	90	0.005	0.4500	90	0.005	0.450
No. of Scheme	1	1	1.0000	1	1	1.000							
No of Activity	1	0.45	0.4500	1	0.45	0.450	No of Activity	1	0.45	0.4500	1	0.45	0.450
No of Patient	356	0.005	1.7800	356	0.005	1.780	No of Patient	98	0.005	0.4900	98	0.005	0.490

National Health Mission, Assam

27-Fund allocated to Nagaon							28-Fund allocated to Nalbari						
2024-25				2025-26			2024-25				2025-26		
Fresh approval				Fresh approval			Fresh approval				Fresh approval		
Measure of quantity/ Target	Quantity/ Target	Avr. Unit Cost (In lakh)	Fin. Allocation (Rs. in lakh)	Quantity/ Target	Avr. Unit Cost (In lakh)	Fin. Allocation (Rs. in lakh)	Measure of quantity/ Target	Quantity/ Target	Avr. Unit Cost (In lakh)	Fin. Allocation (Rs. in lakh)	Quantity/ Target	Avr. Unit Cost (In lakh)	Fin. Allocation (Rs. in lakh)
0	1986	0.0551	36.991	1985	0.0551	36.981	0	811	0.0551	15.775	811	0.0551	15.775
No of Patient	1410	0.025	35.2500	1410	0.025	35.250	No of Patient	605	0.025	15.1250	605	0.025	15.125
No of Participants	8	0.0176	0.1408	8	0.0176	0.141	No of Participants	4	0.0176	0.0704	4	0.0176	0.070
No of Participants	24	0.01	0.2400	23	0.01	0.230	No of Participants	10	0.01	0.1000	10	0.01	0.100
No of Patients	544	0.0025	1.3600	544	0.0025	1.360	No of Patients	192	0.0025	0.4800	192	0.0025	0.480

National Health Mission, Assam

27-Fund allocated to Nagaon							28-Fund allocated to Nalbari						
2024-25				2025-26			2024-25				2025-26		
Fresh approval				Fresh approval			Fresh approval				Fresh approval		
Mesure of quantity/ Target	Quantity/ Target	Avr. Unit Cost (In lakh)	Fin. Allocation (Rs. in lakh)	Quantity/ Target	Avr. Unit Cost (In lakh)	Fin. Allocation (Rs. in lakh)	Mesure of quantity/ Target	Quantity/ Target	Avr. Unit Cost (In lakh)	Fin. Allocation (Rs. in lakh)	Quantity/ Target	Avr. Unit Cost (In lakh)	Fin. Allocation (Rs. in lakh)
	1526		4.050	1526		4.050		875		2.400	875		2.400
No of activity	126	0.030	3.770	126	0.030	3.770	No of activity	75	0.030	2.240	75	0.030	2.240
No. of poster	1400	0	0.280	1400	0	0.280	No. of poster	800	0.000	0.160	800	0.000	0.160
#VALUE!	3	3.312	3.812	3	3.312	3.812	#VALUE!	3	3.312	3.812	3	3.312	3.812
No of activity	2	0.5	1.000	2	0.5	1.000	No of activity	2	0.5	1.000	2	0.5	1.000
No of Batches	1	2.812	2.812	1	2.812	2.812	No of Batches	1	2.812	2.812	1	2.812	2.812

National Health Mission, Assam

27-Fund allocated to Nagaon							28-Fund allocated to Nalbari						
2024-25				2025-26			2024-25				2025-26		
Fresh approval				Fresh approval			Fresh approval				Fresh approval		
Measure of quantity/ Target	Quantity/ Target	Avr. Unit Cost (In lakh)	Fin. Allocation (Rs. in lakh)	Quantity/ Target	Avr. Unit Cost (In lakh)	Fin. Allocation (Rs. in lakh)	Measure of quantity/ Target	Quantity/ Target	Avr. Unit Cost (In lakh)	Fin. Allocation (Rs. in lakh)	Quantity/ Target	Avr. Unit Cost (In lakh)	Fin. Allocation (Rs. in lakh)
#VALUE!	73078	11.917	178.285	73077	11.917	178.292	#VALUE!	58745	10.917	92.519	58745	10.917	92.528
0	0	0	0	0	0	0	0	0	0	0	0	0	0
0	1	0.15	0.15	1	0.15	0.15	0	1	0.15	0.15	1	0.15	0.15

National Health Mission, Assam

27-Fund allocated to Nagaon							28-Fund allocated to Nalbari						
2024-25				2025-26			2024-25				2025-26		
Fresh approval				Fresh approval			Fresh approval				Fresh approval		
Mesure of quantity/ Target	Quantity/ Target	Avr. Unit Cost (In lakh)	Fin. Allocation (Rs. in lakh)	Quantity/ Target	Avr. Unit Cost (In lakh)	Fin. Allocation (Rs. in lakh)	Mesure of quantity/ Target	Quantity/ Target	Avr. Unit Cost (In lakh)	Fin. Allocation (Rs. in lakh)	Quantity/ Target	Avr. Unit Cost (In lakh)	Fin. Allocation (Rs. in lakh)
			0.00			0.00				0.00			0.00
			0.00			0.00				0.00			0.00
			286.86			285.30				155.62			149.05
In nos.	150	0.01	0.75	150	0.01	0.75	In nos.	2500	0.01	12.50	2500	0.01	12.50
In nos.	4200	0.02	70.00	4400	0.02	70.00	In nos.	800	0.02	12.00	800	0.02	12.00
0.000	0	0.00	0.00	0	0.00	0.00	0.000	0	0	0.00	0	0	0.00
0.000	0.000	0	0.000	0	0.00	0.00	0.000	0	0.000	0.000	0	0.00	0.00
0	0	0.00	0.00	0	0.00	0.00	0	0	0.00	0.00	0	0.00	0.00
0	0	0.00	0.00	0	0.00	0.00	0	0	0.00	0.00	0	0.00	0.00
0	0	0.00	0.00	0	0.00	0.00	0	0	0.00	0.00	0	0.00	0.00

National Health Mission, Assam

27-Fund allocated to Nagaon							28-Fund allocated to Nalbari						
2024-25				2025-26			2024-25				2025-26		
Fresh approval				Fresh approval			Fresh approval				Fresh approval		
Measure of quantity/ Target	Quantity/ Target	Avr. Unit Cost (In lakh)	Fin. Allocation (Rs. in lakh)	Quantity/ Target	Avr. Unit Cost (In lakh)	Fin. Allocation (Rs. in lakh)	Measure of quantity/ Target	Quantity/ Target	Avr. Unit Cost (In lakh)	Fin. Allocation (Rs. in lakh)	Quantity/ Target	Avr. Unit Cost (In lakh)	Fin. Allocation (Rs. in lakh)
In nos.	1200	0.00	0.00	1200	0.00	0.00	In nos.	1000	0.00	0.00	1000	0.00	0.00
In nos.	4000	0.00	0.00	4000	0.00	0.00	In nos.	800	0.00	0.00	800	0.00	0.00
0	0	0.00	0.00	0	0.00	0.00	0	0	0.00	0.00	0	0.00	0.00
0	0	0.00	0.00	0	0.00	0.00	0	0	0.00	0.00	0	0.00	0.00
0	1	0.50	0.50	1	0.50	0.50	0	1	0.50	0.50	1	0.50	0.50
	9551		71.25	9751		71.25		5101		25.00	5101		25.00
per district	1	5.82	5.82	1	5.82	5.82	per district	1	5.10	5.10	1	5.10	5.10
per district	1	1.25	1.25										
per district	1	1.50	1.50	1	1.50	1.50	per district	1	1.00	1.00	1	1.00	1.00
per district	1	0.10	0.10	1	0.10	0.10	per district	1	0.10	0.10	1	0.10	0.10
per district	4.000	0.2655	1.062	3.000	0.2655	0.797	per district	3	0.2655	0.797	3	0.2655	0.797

National Health Mission, Assam

27-Fund allocated to Nagaon							28-Fund allocated to Nalbari						
2024-25				2025-26			2024-25				2025-26		
Fresh approval				Fresh approval			Fresh approval				Fresh approval		
Mesure of quantity/ Target	Quantity/ Target	Avr. Unit Cost (In lakh)	Fin. Allocation (Rs. in lakh)	Quantity/ Target	Avr. Unit Cost (In lakh)	Fin. Allocation (Rs. in lakh)	Mesure of quantity/ Target	Quantity/ Target	Avr. Unit Cost (In lakh)	Fin. Allocation (Rs. in lakh)	Quantity/ Target	Avr. Unit Cost (In lakh)	Fin. Allocation (Rs. in lakh)
per district	1	0.12	0.12	1	0.12	0.12	per district	1	0.12	0.12	1	0.12	0.12
per district	1	1.7358	1.74	1	1.78	1.78	per district	1	0.9548	0.95	1	1.00	1.00
per district	1	0.25	0.25	1	0.25	0.25	per district	1	0.25	0.25	1	0.25	0.25
	11		11.84	9		10.3696		9		8.32	9		8.3701
0	1.00	0.75	0.75	1	0.75	0.75	0	1.00	0.75	0.75	1	0.75	0.75
Per District	1	0.75	0.75	1	0.75	0.75	Per District	1	0.75	0.75	1	0.75	0.75

National Health Mission, Assam

27-Fund allocated to Nagaon							28-Fund allocated to Nalbari						
2024-25				2025-26			2024-25				2025-26		
Fresh approval				Fresh approval			Fresh approval				Fresh approval		
Measure of quantity/ Target	Quantity/ Target	Avr. Unit Cost (In lakh)	Fin. Allocation (Rs. in lakh)	Quantity/ Target	Avr. Unit Cost (In lakh)	Fin. Allocation (Rs. in lakh)	Measure of quantity/ Target	Quantity/ Target	Avr. Unit Cost (In lakh)	Fin. Allocation (Rs. in lakh)	Quantity/ Target	Avr. Unit Cost (In lakh)	Fin. Allocation (Rs. in lakh)
0	2.00	-	-	2	-	-	0	2.00	-	-	2	-	-
Per District	1	-	-	1	-	-	Per District	1	-	-	1	-	-
Per District	1	-	-	1	-	-	Per District	1	-	-	1	-	-
	3		0.75	3		0.75		3		0.75	3		0.75
Month wise	12	0.045	0.54	12	0.045	0.54	Month wise	12	0.03	0.36	12	0.03	0.36
Batchwise	1	0.25	0.25	1	0.25	0.25	Batchwise	1	0.25	0.25	1	0.25	0.25
Districtwise	1	0.75	0.75	1	0.75	0.75	Districtwise	1	0.75	0.75	1	0.75	0.75

National Health Mission, Assam

27-Fund allocated to Nagaon							28-Fund allocated to Nalbari						
2024-25				2025-26			2024-25				2025-26		
Fresh approval				Fresh approval			Fresh approval				Fresh approval		
Measure of quantity/ Target	Quantity/ Target	Avr. Unit Cost (In lakh)	Fin. Allocation (Rs. in lakh)	Quantity/ Target	Avr. Unit Cost (In lakh)	Fin. Allocation (Rs. in lakh)	Measure of quantity/ Target	Quantity/ Target	Avr. Unit Cost (In lakh)	Fin. Allocation (Rs. in lakh)	Quantity/ Target	Avr. Unit Cost (In lakh)	Fin. Allocation (Rs. in lakh)
College wise	4	0.05	0.20	4	0.05	0.20	College wise	4	0.05	0.20	4	0.05	0.20
Batchwise	1	0.25	0.25	1	0.25	0.25	Batchwise	1	0.25	0.25	1	0.25	0.25
District wise	0	0.25	0.00	0	0.25	0.00	District wise	0	0.25	0.00	0	0.25	0.00

National Health Mission, Assam

27-Fund allocated to Nagaon							28-Fund allocated to Nalbari						
2024-25				2025-26			2024-25				2025-26		
Fresh approval				Fresh approval			Fresh approval				Fresh approval		
Measure of quantity/ Target	Quantity/ Target	Avr. Unit Cost (In lakh)	Fin. Allocation (Rs. in lakh)	Quantity/ Target	Avr. Unit Cost (In lakh)	Fin. Allocation (Rs. in lakh)	Measure of quantity/ Target	Quantity/ Target	Avr. Unit Cost (In lakh)	Fin. Allocation (Rs. in lakh)	Quantity/ Target	Avr. Unit Cost (In lakh)	Fin. Allocation (Rs. in lakh)
Batchwise	1	0.25	0.25	1	0.25	0.25	Batchwise	1	0.25	0.25	1	0.25	0.25
No. of survey	0	0.20	0.00	0	0.20	0.00	No. of survey	0	0.20	0.00	0	0.20	0.00
	20		2.24	20		2.24		20		2.06	20		2.06
-	-	-	-	-	-	-	-	-	-	-	-	-	-
Per Unit	0	-	-	0	-	-	Per Unit	0	-	-	0	-	-
Per Unit	0	-	-	0	-	-	Per Unit	0	-	-	0	-	-
Per Unit	0	-	-	0	-	-	Per Unit	0	-	-	0	-	-
-	-	-	-	-	-	-	-	-	-	-	-	-	-
Per Unit	0	-	-	0	-	-	Per Unit	0	-	-	0	-	-
Per Unit	0	-	-	0	-	-	Per Unit	0	-	-	0	-	-
Per Unit	0	-	-	0	-	-	Per Unit	0	-	-	0	-	-

National Health Mission, Assam

27-Fund allocated to Nagaon							28-Fund allocated to Nalbari						
2024-25				2025-26			2024-25				2025-26		
Fresh approval				Fresh approval			Fresh approval				Fresh approval		
Measure of quantity/ Target	Quantity/ Target	Avr. Unit Cost (In lakh)	Fin. Allocation (Rs. in lakh)	Quantity/ Target	Avr. Unit Cost (In lakh)	Fin. Allocation (Rs. in lakh)	Measure of quantity/ Target	Quantity/ Target	Avr. Unit Cost (In lakh)	Fin. Allocation (Rs. in lakh)	Quantity/ Target	Avr. Unit Cost (In lakh)	Fin. Allocation (Rs. in lakh)
Per Unit	0	-	-	0	-	-	Per Unit	0	-	-	0	-	-
Per Unit	0	-	-	0	-	-	Per Unit	0	-	-	0	-	-
Per Unit	0	-	-	0	-	-	Per Unit	0	-	-	0	-	-
Per Unit	1	1.24	1.24	1	1.24	1.24	Per Unit	1	1.24	1.24	1	1.24	1.24
Per Unit	1	1.36	1.36	1	1.36	1.36	Per Unit	1	1.36	1.36	1	1.36	1.36
Per Unit	0	-	-	0	-	-	Per Unit	0	-	-	0	-	-
Per Unit	0	-	-	0	-	-	Per Unit	0	-	-	0	-	-
Per Unit	0	-	-	0	-	-	Per Unit	0	-	-	0	-	-
Per Unit	0	-	-	0	-	-	Per Unit	0	-	-	0	-	-
Per Unit	-	-	-	-	-	-	Per Unit	-	-	-	-	-	-
Per Unit	0	-	-	0	-	-	Per Unit	0	-	-	0	-	-

National Health Mission, Assam

27-Fund allocated to Nagaon							28-Fund allocated to Nalbari						
2024-25				2025-26			2024-25				2025-26		
Fresh approval				Fresh approval			Fresh approval				Fresh approval		
Measure of quantity/ Target	Quantity/ Target	Avr. Unit Cost (In lakh)	Fin. Allocation (Rs. in lakh)	Quantity/ Target	Avr. Unit Cost (In lakh)	Fin. Allocation (Rs. in lakh)	Measure of quantity/ Target	Quantity/ Target	Avr. Unit Cost (In lakh)	Fin. Allocation (Rs. in lakh)	Quantity/ Target	Avr. Unit Cost (In lakh)	Fin. Allocation (Rs. in lakh)
No of IEC materials	0	0.008	0.000	0	0.008	0.000	No of IEC materials	0	0.008	0.000	0	0.008	0.000
per District/State	0	0.344	0.000	0	0.344	0.000	per District/State	0	0.344	0.000	0	0.344	0.000
No of VHNSC	0	0.000	0.000	0	0.000	0.000	No of VHNSC	0	0.000	0.000	0	0.000	0.000
No. Of Batch	2	0.250	0.500	2	0.250	0.500	No. Of Batch	2	0.250	0.500	2	0.250	0.500

National Health Mission, Assam

27-Fund allocated to Nagaon							28-Fund allocated to Nalbari						
2024-25				2025-26			2024-25				2025-26		
Fresh approval				Fresh approval			Fresh approval				Fresh approval		
Measure of quantity/ Target	Quantity/ Target	Avr. Unit Cost (In lakh)	Fin. Allocation (Rs. in lakh)	Quantity/ Target	Avr. Unit Cost (In lakh)	Fin. Allocation (Rs. in lakh)	Measure of quantity/ Target	Quantity/ Target	Avr. Unit Cost (In lakh)	Fin. Allocation (Rs. in lakh)	Quantity/ Target	Avr. Unit Cost (In lakh)	Fin. Allocation (Rs. in lakh)
Per HI	0	0.000	0.000	0	0.000	0.000	Per HI	0	0.000	0.000	0	0.000	0.000
Per HI	0	0.000	0.000	0	0.000	0.000	Per HI	0	0.000	0.000	0	0.000	0.000
Per HI	0	0.000	0.000	0	0.000	0.000	Per HI	0	0.000	0.000	0	0.000	0.000
Per HI	0	0.000	0.000	0	0.000	0.000	Per HI	0	0.000	0.000	0	0.000	0.000
Per HI	0	0.000	0.000	0	0.000	0.000	Per HI	0	0.000	0.000	0	0.000	0.000

National Health Mission, Assam

27-Fund allocated to Nagaon							28-Fund allocated to Nalbari						
2024-25				2025-26			2024-25				2025-26		
Fresh approval				Fresh approval			Fresh approval				Fresh approval		
Mesure of quantity/ Target	Quantity/ Target	Avr. Unit Cost (In lakh)	Fin. Allocation (Rs. in lakh)	Quantity/ Target	Avr. Unit Cost (In lakh)	Fin. Allocation (Rs. in lakh)	Mesure of quantity/ Target	Quantity/ Target	Avr. Unit Cost (In lakh)	Fin. Allocation (Rs. in lakh)	Quantity/ Target	Avr. Unit Cost (In lakh)	Fin. Allocation (Rs. in lakh)
Pert Facility	0	0.000	0.000	0	0.000	0.000	Pert Facility	0	0.000	0.000	0	0.000	0.000
Pert Facility	0	0.000	0.000	0	0.000	0.000	Pert Facility	0	0.000	0.000	0	0.000	0.000
No of HF	0	0.100	0.000	0	0.100	0.000	No of HF	0	0.100	0.000	0	0.100	0.000
per equipment	0	2.500	0.000	0	2.500	0.000	per equipment	0	2.500	0.000	0	2.500	0.000
Per state & district	1	0.080	0.080	1	0.080	0.080	Per state & district	1	0.080	0.080	1	0.080	0.080
per workshop	0	0.000	0.000	0	0.000	0.000	per workshop	0	0.000	0.000	0	0.000	0.000

National Health Mission, Assam

27-Fund allocated to Nagaon							28-Fund allocated to Nalbari						
2024-25				2025-26			2024-25				2025-26		
Fresh approval				Fresh approval			Fresh approval				Fresh approval		
Measure of quantity/ Target	Quantity/ Target	Avr. Unit Cost (In lakh)	Fin. Allocation (Rs. in lakh)	Quantity/ Target	Avr. Unit Cost (In lakh)	Fin. Allocation (Rs. in lakh)	Measure of quantity/ Target	Quantity/ Target	Avr. Unit Cost (In lakh)	Fin. Allocation (Rs. in lakh)	Quantity/ Target	Avr. Unit Cost (In lakh)	Fin. Allocation (Rs. in lakh)
	15	0.060	0.900	15	0.060	0.900							
	6	0.080	0.480	6	0.080	0.480							
	246	0.0025	0.615	246	0.0025	0.615							

National Health Mission, Assam

27-Fund allocated to Nagaon							28-Fund allocated to Nalbari						
2024-25				2025-26			2024-25				2025-26		
Fresh approval				Fresh approval			Fresh approval				Fresh approval		
Measure of quantity/ Target	Quantity/ Target	Avr. Unit Cost (In lakh)	Fin. Allocation (Rs. in lakh)	Quantity/ Target	Avr. Unit Cost (In lakh)	Fin. Allocation (Rs. in lakh)	Measure of quantity/ Target	Quantity/ Target	Avr. Unit Cost (In lakh)	Fin. Allocation (Rs. in lakh)	Quantity/ Target	Avr. Unit Cost (In lakh)	Fin. Allocation (Rs. in lakh)
	1	1.750	1.750	1	1.750	1.750							
	2	1.000	2.000	2	1.000	2.000							
	39	0.050	1.950	39	0.050	1.950							
	28332		35.84	28891		36.92		6		0.15	6		0.15

National Health Mission, Assam

29-Fund allocated to Sivsagar							30-Fund allocated to Sonitpur						
2024-25				2025-26			2024-25				2025-26		
Fresh approval				Fresh approval			Fresh approval				Fresh approval		
Mesure of quantity/ Target	Quantity/ Target	Avr. Unit Cost (In lakh)	Fin. Allocation (Rs. in lakh)	Quantity/ Target	Avr. Unit Cost (In lakh)	Fin. Allocation (Rs. in lakh)	Mesure of quantity/ Target	Quantity/ Target	Avr. Unit Cost (In lakh)	Fin. Allocation (Rs. in lakh)	Quantity/ Target	Avr. Unit Cost (In lakh)	Fin. Allocation (Rs. in lakh)
0	4320	0	2.16	5039	0	2.52	0	4205	0	2.10	4905	0	2.45
No. of VHSND session	4320	0.0005	2.16	5039	0.0005	2.52	No. of VHSND session	4205	0.0005	2.10	4905	0.0005	2.45
			0.00			0.00				0.00			0.00
	0		0.00	0	0	0.00		0		0.00	0	0	0.00
	0	0	0.000	0	0.00	0.00	0	0	0.000	0.00	0	0.00	0.00
	0	0	0.000	0	0.00	0.00	0	0	0.000	0.00	0	0.00	0.00
	0	0	0.000	0	0.00	0.00	0	0	0.000	0.00	0	0.00	0.00
	4298	35.24	94.48	4298	31.67	90.91		12355	97.32	267.11	12355	90.53	260.32
No of Home Deliveries	0	0.005	0.00	0	0.005	0.00	No of Home Deliveries	72	0.005	0.36	72	0.005	0.36
No of Istitutional Deliveires (Rural)	4081	0.014	57.13	4081	0.014	57.13	No of Istitutional Deliveires (Rural)	11666	0.014	163.32	11666	0.014	163.32

National Health Mission, Assam

29-Fund allocated to Sivsagar							30-Fund allocated to Sonitpur						
2024-25				2025-26			2024-25				2025-26		
Fresh approval				Fresh approval			Fresh approval				Fresh approval		
Mesure of quantity/ Target	Quantity/ Target	Avr. Unit Cost (In lakh)	Fin. Allocation (Rs. in lakh)	Quantity/ Target	Avr. Unit Cost (In lakh)	Fin. Allocation (Rs. in lakh)	Mesure of quantity/ Target	Quantity/ Target	Avr. Unit Cost (In lakh)	Fin. Allocation (Rs. in lakh)	Quantity/ Target	Avr. Unit Cost (In lakh)	Fin. Allocation (Rs. in lakh)
No of Istitutional Deliveires (Urban)	214	0.01	2.14	214	0.01	2.14	No of Istitutional Deliveires (Urban)	614	0.01	6.14	614	0.01	6.14
No of districts	1	1.2	1.20	1	0	0.00	No of districts	1	0	0.00	1	0	0.00
No of districts	1	31.640	31.64	1	31.640	31.64	No of districts	1	90.500	90.50	1	90.500	90.50
No of districts	1	2.37	2.37	1	0	0.00	No of districts	1	6.79	6.79	1	0	0.00
	268	66.71	68.43	280	40.60	42.40		285	192.96	194.79	299	112.47	114.39
No of districts	1	26.39	26.39	1	0	0.00	No of districts	1	81.69	81.69	1	0	0.00
No of complicated pregnancie s	265	0.0065	1.72	277	0.0065	1.80	No of complicat ed pregnanci es	282	0.0065	1.83	296	0.0065	1.92
No of districts	1	16.247	16.247	1	16.527	16.527	No of districts	1	57.202	57.202	1	58.402	58.402
No of districts	1	24.07	24.07	1	24.07	24.07	No of districts	1	54.06	54.06	1	54.06	54.06

National Health Mission, Assam

29-Fund allocated to Sivsagar							30-Fund allocated to Sonitpur						
2024-25				2025-26			2024-25				2025-26		
Fresh approval				Fresh approval			Fresh approval				Fresh approval		
Mesure of quantity/ Target	Quantity/ Target	Avr. Unit Cost (In lakh)	Fin. Allocation (Rs. in lakh)	Quantity/ Target	Avr. Unit Cost (In lakh)	Fin. Allocation (Rs. in lakh)	Mesure of quantity/ Target	Quantity/ Target	Avr. Unit Cost (In lakh)	Fin. Allocation (Rs. in lakh)	Quantity/ Target	Avr. Unit Cost (In lakh)	Fin. Allocation (Rs. in lakh)
	5369	0.01	37.58	5369	0.01	37.583		15350	0.01	107.45	15350	0.01	107.450
No of Institutional Deliveries	5369	0.007	37.58	5369	0.007	37.58	No of Institutional Deliveries	15350	0.007	107.45	15350	0.007	107.45
	1	2.30	2.30	1	2.39	2.39		1	1.21	1.21	1	1.25	1.25
No of districts	1	2.30	2.30	1	2.39	2.39	No of districts	1	1.21	1.21	1	1.25	1.25
	14		0.29	14		0.29		10		0.25	10		0.25
			0.00			0.00				0.00			0.00
No of districts	1	0.12	0.12	1	0.12	0.12	No of districts	1	0.12	0.12	1	0.12	0.12
No of blocks	6	0.02	0.12	6	0.02	0.12	No of blocks	4	0.02	0.08	4	0.02	0.08
No of districts	1	0.05	0.05	1	0.05	0.05	No of districts	1	0.05	0.05	1	0.05	0.05
No of blocks	6	0	0.00	6	0	0.00	No of blocks	4	0	0.00	4	0	0.00
	0	0	0.00	0	0.00	0.00		0	0.00	0.00	0	0.00	0.00
No of regional institute	0	0	0.00	0	0	0.00	No of regional institute	0	0	0.00	0	0	0.00

National Health Mission, Assam

29-Fund allocated to Sivsagar							30-Fund allocated to Sonitpur						
2024-25				2025-26			2024-25				2025-26		
Fresh approval				Fresh approval			Fresh approval				Fresh approval		
Measure of quantity/ Target	Quantity/ Target	Avr. Unit Cost (In lakh)	Fin. Allocation (Rs. in lakh)	Quantity/ Target	Avr. Unit Cost (In lakh)	Fin. Allocation (Rs. in lakh)	Measure of quantity/ Target	Quantity/ Target	Avr. Unit Cost (In lakh)	Fin. Allocation (Rs. in lakh)	Quantity/ Target	Avr. Unit Cost (In lakh)	Fin. Allocation (Rs. in lakh)
No of ME	0	0	0.00	0	0	0.00	No of ME	0	0	0.00	0	0	0.00
No of NPM	0	0	0.00	0	0	0.00	No of NPM	0	0	0.00	0	0	0.00
	6		0.21	6		0.21		8		0.47	8		0.47
no of activities	1	0.200	0.20	1	0.200	0.20	no of activities	1	0	0.45	1	0.454	0.45
no of claims	5	0.002	0.01	5	0.002	0.01	no of claims	7	0	0.01	7	0	0.01
			0.00			0.00				0.00			0.00
			0.00			0.00				0.00			0.00
	766		2.68	799		3.23		1029		3.58	1073		9.64
No of cases	762	0.0015	1.14	794	0.0015	1.19	No of cases	1024	0.0015	1.54	1067	0.0015	1.60
	0	0	0.00	0	0	0.00		0	0	0.00	0	0	0.00
	0	0	0.00	0	0	0.00		0	0	0.00	0	0	0.00
	0	0	0.00	0	0	0.00		0	0	0.00	0	0	0.00
	0	0	0.00	0	0	0.00		0	0	0.00	0	0	0.00
No of batch	1	1.396	1.40	1	1.396	1.40	No of batch	1	1.396	1.40	1	1.396	1.40
No of batch	0	0	0.00	1	0.502	0.50	No of batch	1	0.502	0.50	1	0.502	0.50

National Health Mission, Assam

29-Fund allocated to Sivsagar							30-Fund allocated to Sonitpur						
2024-25				2025-26			2024-25				2025-26		
Fresh approval				Fresh approval			Fresh approval				Fresh approval		
Mesure of quantity/ Target	Quantity/ Target	Avr. Unit Cost (In lakh)	Fin. Allocation (Rs. in lakh)	Quantity/ Target	Avr. Unit Cost (In lakh)	Fin. Allocation (Rs. in lakh)	Mesure of quantity/ Target	Quantity/ Target	Avr. Unit Cost (In lakh)	Fin. Allocation (Rs. in lakh)	Quantity/ Target	Avr. Unit Cost (In lakh)	Fin. Allocation (Rs. in lakh)
0	0	0	0.00	0	0	0.00	0	0	0	0.00	0	0	0.00
No of meeting	1	0.072	0.07	1	0.072	0.07	No of meeting	1	0.072	0.07	1	0.072	0.07
No of meeting	2	0.036	0.07	2	0.036	0.07	No of meeting	2	0	0.07	2	0.036	0.07
			0.00			0.00				0.00			0.00
0	0	0	0.00	0	0	0.00	0	0	0	0.00	0	0	0.00
0	0	0	0.00	0	0	0.00	0	0	0	0.00	0	0	0.00
0	0	0	0.00	0	0	0.00	0	0	0	0.00	0	0	0.00
0	0	0	0.00	0	0	0.00	0	0	0	0.00	0	0	0.00
0	0	0	0.00	0	0	0.00	0	0	0	0.00	0	0	0.00
0	0	0	0.00	0	0	0.00	No of facility	0	0	0.00	1	6	6.00
0	0	0	0.00	0	0	0.00	0	0	0	0.00	0	0	0.00
0	0	0.00	0.00	0	0.00	0.00	0	0	0.00	0.00	0	0.00	0.00
0	0	0.00	0.00	0	0.00	0.00	0	0	0.00	0.00	0	0.00	0.00
0	0	0.00	0.00	0	0.00	0.00	0	0	0.00	0.00	0	0.00	0.00

National Health Mission, Assam

29-Fund allocated to Sivsagar							30-Fund allocated to Sonitpur						
2024-25				2025-26			2024-25				2025-26		
Fresh approval				Fresh approval			Fresh approval				Fresh approval		
Measure of quantity/ Target	Quantity/ Target	Avr. Unit Cost (In lakh)	Fin. Allocation (Rs. in lakh)	Quantity/ Target	Avr. Unit Cost (In lakh)	Fin. Allocation (Rs. in lakh)	Measure of quantity/ Target	Quantity/ Target	Avr. Unit Cost (In lakh)	Fin. Allocation (Rs. in lakh)	Quantity/ Target	Avr. Unit Cost (In lakh)	Fin. Allocation (Rs. in lakh)
	0	0.00	0.00	0	0.00	0.00	0	0	0.00	0.00	0	0.00	0.00
	0	0.00	0.00	0	0.00	0.00	0	0	0.00	0.00	0	0.00	0.00
	0	0.00	0.00	0	0.00	0.00	0	0	0.00	0.00	0	0.00	0.00
			0.00			0.00				0.00			0.00
	0	0.00	0.00	0	0.00	0.00	0	0	0.00	0.00	0	0.00	0.00
	0	0.00	0.00	0	0.00	0.00	0	0	0.00	0.00	0	0.00	0.00
	9		0.18	9		0.18		12		0.24	12		0.24
no of visits	9	0.02	0.18	9	0.02	0.18	no of visits	12	0.02	0.24	12	0.02	0.24
	0	0.00	0.00	0	0.00	0.00	0	0	0.00	0.00	0	0.00	0.00
	302		7.25	302		7.25		263		6.31	263		6.31
No of ANMs	302	0.024	7.25	302	0.024	7.25	No of ANMs	263	0	6.31	263	0.024	6.31
			0.00			0.00				0.00			0.00

National Health Mission, Assam

29-Fund allocated to Sivsagar							30-Fund allocated to Sonitpur						
2024-25				2025-26			2024-25				2025-26		
Fresh approval				Fresh approval			Fresh approval				Fresh approval		
Measure of quantity/ Target	Quantity/ Target	Avr. Unit Cost (In lakh)	Fin. Allocation (Rs. in lakh)	Quantity/ Target	Avr. Unit Cost (In lakh)	Fin. Allocation (Rs. in lakh)	Measure of quantity/ Target	Quantity/ Target	Avr. Unit Cost (In lakh)	Fin. Allocation (Rs. in lakh)	Quantity/ Target	Avr. Unit Cost (In lakh)	Fin. Allocation (Rs. in lakh)
	10111		27.48	10580		27.62		1380		44.56	19930		44.68
			0.00			0.00				0.00			0.00
no of claims	9323	0.002	13.98	9789	0.002	14.68	no of claims	0	17659	26.49	18542	0.002	27.81
no of claims	640	0.001	0.64	640	0.001	0.64	no of claims	960	0	0.96	960	0.001	0.96
			0.00			0.00				0.00			0.00
0	0	0.00	0.00	0	0.00	0.00	0	0	0.00	0.00	0	0.00	0.00
			0.00			0.00				0.00			0.00
			0.00			0.00				0.00			0.00
			0.00			0.00				0.00			0.00
			0.00			0.00				0.00			0.00
			0.00			0.00				0.00			0.00
0	0	0.00	0.00	0	0.00	0.00	0	0	0.00	0.00	0	0.00	0.00
			0.00			0.00				0.00			0.00
			0.00			0.00				0.00			0.00

National Health Mission, Assam

29-Fund allocated to Sivsagar							30-Fund allocated to Sonitpur						
2024-25				2025-26			2024-25				2025-26		
Fresh approval				Fresh approval			Fresh approval				Fresh approval		
Measure of quantity/ Target	Quantity/ Target	Avr. Unit Cost (In lakh)	Fin. Allocation (Rs. in lakh)	Quantity/ Target	Avr. Unit Cost (In lakh)	Fin. Allocation (Rs. in lakh)	Measure of quantity/ Target	Quantity/ Target	Avr. Unit Cost (In lakh)	Fin. Allocation (Rs. in lakh)	Quantity/ Target	Avr. Unit Cost (In lakh)	Fin. Allocation (Rs. in lakh)
0	0	0	0.00	0	0	0.00	0	0	0	0.00	0	0	0.00
No of batch	6	1.65	9.90	6	1.65	9.90	No of batch	4	1.65	6.60	5	1.65	8.25
0	0	0	0.00	0	0	0.00	0	0	0	0.00	0	0	0.00
No of batch	1	0.2904	0.29	1	0.2904	0.29	No of batch	1	0.2904	0.29	1	0.2904	0.29
No of batch	1	0.3564	0.36	1	0.3564	0.36	No of batch	1	0.3564	0.36	1	0.3564	0.36
0	0	0.000	0.00	0	0.000	0.00	No of batch	2	1.9415	3.88	2	1.9415	3.88
No of batch	2	0.6963	1.39	2	0.6963	1.39	No of batch	3	0.6963	2.09	3	0.6963	2.09
			0.00			0.00				0.00			0.00
			0.00			0.00				0.00			0.00
			0.00			0.00				0.00			0.00
			0.00			0.00				0.00			0.00
			0.00			0.00				0.00			0.00
			0.00			0.00				0.00			0.00
no of cases	137	0.003	0.34	141	0.003	0.35	no of cases	404	0	1.01	416	0.003	1.04

National Health Mission, Assam

29-Fund allocated to Sivsagar							30-Fund allocated to Sonitpur						
2024-25				2025-26			2024-25				2025-26		
Fresh approval				Fresh approval			Fresh approval				Fresh approval		
Mesure of quantity/ Target	Quantity/ Target	Avr. Unit Cost (In lakh)	Fin. Allocation (Rs. in lakh)	Quantity/ Target	Avr. Unit Cost (In lakh)	Fin. Allocation (Rs. in lakh)	Mesure of quantity/ Target	Quantity/ Target	Avr. Unit Cost (In lakh)	Fin. Allocation (Rs. in lakh)	Quantity/ Target	Avr. Unit Cost (In lakh)	Fin. Allocation (Rs. in lakh)
no of waiting home	1	0.576	0.58	0	0.000	0.00	no of waiting home	5	1	2.88	0	0.000	0.00
0	0	0.000	0.00	0	0.000	0.00	0	0	0	0.00	0	0.000	0.00
	450		61.20	0		0.00		800		108.80	0		0.00
			0.00			0.00				0.00			0.00
			0.00			0.00				0.00			0.00
			0.00			0.00				0.00			0.00
			0.00			0.00				0.00			0.00
0	0	0.00	0.00	0	0.00	0.00	0	0	0.00	0.00	0	0.00	0.00
0	450	0.14	61.20	0	0.00	0.00	0	800	0.14	108.80	0	0.00	0.00
			304.25			214.58				736.87			547.46

National Health Mission, Assam

29-Fund allocated to Sivsagar							30-Fund allocated to Sonitpur						
2024-25				2025-26			2024-25				2025-26		
Fresh approval				Fresh approval			Fresh approval				Fresh approval		
Mesure of quantity/ Target	Quantity/ Target	Avr. Unit Cost (In lakh)	Fin. Allocation (Rs. in lakh)	Quantity/ Target	Avr. Unit Cost (In lakh)	Fin. Allocation (Rs. in lakh)	Mesure of quantity/ Target	Quantity/ Target	Avr. Unit Cost (In lakh)	Fin. Allocation (Rs. in lakh)	Quantity/ Target	Avr. Unit Cost (In lakh)	Fin. Allocation (Rs. in lakh)
Clinics	30	0.00375	0.1125	30	0.00375	0.1125	Clinics	50	0.00375	0.1875	50	0.00375	0.1875
Lumpsum	1	0.3	0.3	1	0.3	0.3	Lumpsum	1	0.3	0.3	1	0.3	0.3
Number	1	0.5	0.5	1	0.5	0.5	Number	1	0.5	0.5	1	0.5	0.5
Lumpsum	0	0.0	0.0	1	0.5	0.5							
	32		0.9125	33		1.4125		52		0.9875	52		0.9875
	58		52.56	44		51.35		39		34.92	30		34.27
12	12	4.2	50.40	12	4.2	50.40	8	8	4.2	33.60	8	4.2	33.60
12	12	0.036	0.432	12	0.036	0.432	8	8	0.036	0.288	8	0.036	0.288
12	12	0.023	0.276			0.00	8	8	0.023	0.184			0.00
			0.00			0.00				0.00			0.00

National Health Mission, Assam

29-Fund allocated to Sivsagar							30-Fund allocated to Sonitpur						
2024-25				2025-26			2024-25				2025-26		
Fresh approval				Fresh approval			Fresh approval				Fresh approval		
Mesure of quantity/ Target	Quantity/ Target	Avr. Unit Cost (In lakh)	Fin. Allocation (Rs. in lakh)	Quantity/ Target	Avr. Unit Cost (In lakh)	Fin. Allocation (Rs. in lakh)	Mesure of quantity/ Target	Quantity/ Target	Avr. Unit Cost (In lakh)	Fin. Allocation (Rs. in lakh)	Quantity/ Target	Avr. Unit Cost (In lakh)	Fin. Allocation (Rs. in lakh)
2	2	0.463	0.93			0.00	1	1	0.463	0.46			0.00
			0.00			0.00				0.00			0.00
20	20	0.026	0.52	20	0.026	0.52	14	14	0.027	0.38	14	0.027	0.38
	63		2.660	64		3.497		129		3.440	130		3.797
0	0	0	0.00	0	0	0.00	0	0	0	0.00	0	0	0.00
50	50	0.010	0.50	50	0.010	0.50	120	120	0	1.20	120	0.010	1.20
1	1	0.960	0.96	1	1.440	1.44	1	1	1	1.44	1	1.440	1.44
			0.00			0.00				0.00			0.00
			0.00			0.00				0.00			0.00
			0.00	1	0.357	0.36				0.00	1	0.357	0.36
			0.00			0.00				0.00			0.00

National Health Mission, Assam

29-Fund allocated to Sivsagar							30-Fund allocated to Sonitpur						
2024-25				2025-26			2024-25				2025-26		
Fresh approval				Fresh approval			Fresh approval				Fresh approval		
Mesure of quantity/ Target	Quantity/ Target	Avr. Unit Cost (In lakh)	Fin. Allocation (Rs. in lakh)	Quantity/ Target	Avr. Unit Cost (In lakh)	Fin. Allocation (Rs. in lakh)	Mesure of quantity/ Target	Quantity/ Target	Avr. Unit Cost (In lakh)	Fin. Allocation (Rs. in lakh)	Quantity/ Target	Avr. Unit Cost (In lakh)	Fin. Allocation (Rs. in lakh)
			0.00			0.00				0.00			0.00
			0.00			0.00				0.00			0.00
12	12	0.100	1.20	12	0.100	1.20	8	8	0	0.80	8	0.100	0.80
	121		55.22	108		54.85		168		38.36	160		38.06
	#####	21.073	38.766	7224.652	30.433	48.480		15560.048	38.312	77.199	15871.169	39.764	79.430
Nos	7078	0.0025	17.695	7220	0.0025	18.049	Nos	15556	0.0025	38.890	15867	0.0025	39.668
Nos	1	1.92	1.916	1	1.081	1.081	Nos						
Nos							Nos						
Nos	1	5.30	5.295	1	9.65	9.654	Nos	1	37.01	37.013	1	38.44	38.442
Nos							Nos						

National Health Mission, Assam

29-Fund allocated to Sivsagar							30-Fund allocated to Sonitpur						
2024-25				2025-26			2024-25				2025-26		
Fresh approval				Fresh approval			Fresh approval				Fresh approval		
Measure of quantity/ Target	Quantity/ Target	Avr. Unit Cost (In lakh)	Fin. Allocation (Rs. in lakh)	Quantity/ Target	Avr. Unit Cost (In lakh)	Fin. Allocation (Rs. in lakh)	Measure of quantity/ Target	Quantity/ Target	Avr. Unit Cost (In lakh)	Fin. Allocation (Rs. in lakh)	Quantity/ Target	Avr. Unit Cost (In lakh)	Fin. Allocation (Rs. in lakh)
Nos	1	0.8	0.800	1	0.8	0.800	Nos	1	0.78	0.780	1	0.78	0.780
Nos							Nos						
Nos	1	0.054	0.054	1	0.110	0.110	Nos	1	0.516	0.516	1	0.540	0.540
Nos	1	13.005	13.005	1	18.785	18.785	Nos	1	0	0.000	1	0	0.000
Nos							Nos						
Nos							Nos						
	35	12.42269	20.039	33	10.61769	18.235		55	27.751338	51.584	54	27.49134	51.324
Nos	2.000	5.5	11.000	2.000	5.5	11.000	Nos	2.000	13	26.000	2.000	13	26.000
Nos	4	0.2375	0.950	4	0.24	0.950	Nos	4	0.3225	1.290	4	0.32	1.290
Nos	19	0.06	1.060	19	0.06	1.060	Nos	29	0.05	1.570	29	0.05	1.570
Nos	2	0.40	0.800	2	0.40	0.800	Nos	2	0.40	0.800	2	0.40	0.800
Nos							Nos						

National Health Mission, Assam

29-Fund allocated to Sivsagar							30-Fund allocated to Sonitpur						
2024-25				2025-26			2024-25				2025-26		
Fresh approval				Fresh approval			Fresh approval				Fresh approval		
Measure of quantity/ Target	Quantity/ Target	Avr. Unit Cost (In lakh)	Fin. Allocation (Rs. in lakh)	Quantity/ Target	Avr. Unit Cost (In lakh)	Fin. Allocation (Rs. in lakh)	Measure of quantity/ Target	Quantity/ Target	Avr. Unit Cost (In lakh)	Fin. Allocation (Rs. in lakh)	Quantity/ Target	Avr. Unit Cost (In lakh)	Fin. Allocation (Rs. in lakh)
Nos							Nos						
Nos							Nos						
Nos							Nos						
Nos							Nos						
Nos of Batches	1	1.416	1.416	1	1.416	1.416	Nos of Batches	1	1.416	1.416	1	1.416	1.416
Nos of Batches	1	1.328	1.328	1	1.327	1.328	Nos of Batches	1	1.328	1.328	1	1.328	1.328

National Health Mission, Assam

29-Fund allocated to Sivsagar							30-Fund allocated to Sonitpur						
2024-25				2025-26			2024-25				2025-26		
Fresh approval				Fresh approval			Fresh approval				Fresh approval		
Measure of quantity/ Target	Quantity/ Target	Avr. Unit Cost (In lakh)	Fin. Allocation (Rs. in lakh)	Quantity/ Target	Avr. Unit Cost (In lakh)	Fin. Allocation (Rs. in lakh)	Measure of quantity/ Target	Quantity/ Target	Avr. Unit Cost (In lakh)	Fin. Allocation (Rs. in lakh)	Quantity/ Target	Avr. Unit Cost (In lakh)	Fin. Allocation (Rs. in lakh)
Nos of Batches	1	1.304	1.304				Nos of Batches	1	1.304	1.304	1	1.304	1.304
Nos of Batches							Nos of Batches	1.000	3	3.314	1.000	4	3.554
Nos of Batches							Nos of Batches	3	2.694	8.082	3	2.694	8.082
Nos of Batches							Nos of Batches	2.000	2	4.480	2	2.24	4.480
Nos of Batches							Nos of Batches						
Nos of Batches							Nos of Batches						
Nos							Nos						
Nos							Nos						
Nos	1	0.8584	0.858	1	0.8584	0.858	Nos	1	0.5552	0.555	1	0.5552	0.555
Nos							Nos						
Nos	1.000	0.200	0.200	1.000	0.200	0.200	Nos	2.000	0.200	0.400	2.000	0.200	0.400
Nos	1	0.24	0.240	1	0.24	0.240	Nos	4	0.0405	0.162	4	0.0405	0.162

National Health Mission, Assam

29-Fund allocated to Sivsagar							30-Fund allocated to Sonitpur						
2024-25			2025-26				2024-25				2025-26		
Fresh approval			Fresh approval				Fresh approval				Fresh approval		
Mesure of quantity/ Target	Quantity/ Target	Avr. Unit Cost (In lakh)	Fin. Allocation (Rs. in lakh)	Quantity/ Target	Avr. Unit Cost (In lakh)	Fin. Allocation (Rs. in lakh)	Mesure of quantity/ Target	Quantity/ Target	Avr. Unit Cost (In lakh)	Fin. Allocation (Rs. in lakh)	Quantity/ Target	Avr. Unit Cost (In lakh)	Fin. Allocation (Rs. in lakh)
	1	0.804	0.804	1	0.804	0.804		1	1.1892	1.189	1	1.1892	1.189
	2	12.496	12.496	2	12.125	12.125		3	13.996	17.496	3	13.625	17.125
Nos	1	2.0	2.000	1	2	2.000	Nos	2	3.5	7.000	2	3.5	7.000
Nos							Nos						
Nos							Nos						
Nos	1	10.496	10.496	1	10.125	10.125	Nos	1	10.496	10.496	1	10.125	10.125
Nos							Nos						
	1	3.5	3.500	1	3.5	3.500		1	25	25.000	1	25	25.000

National Health Mission, Assam

29-Fund allocated to Sivsagar							30-Fund allocated to Sonitpur						
2024-25				2025-26			2024-25				2025-26		
Fresh approval				Fresh approval			Fresh approval				Fresh approval		
Mesure of quantity/ Target	Quantity/ Target	Avr. Unit Cost (In lakh)	Fin. Allocation (Rs. in lakh)	Quantity/ Target	Avr. Unit Cost (In lakh)	Fin. Allocation (Rs. in lakh)	Mesure of quantity/ Target	Quantity/ Target	Avr. Unit Cost (In lakh)	Fin. Allocation (Rs. in lakh)	Quantity/ Target	Avr. Unit Cost (In lakh)	Fin. Allocation (Rs. in lakh)
Nos	1	3.5	3.500	1	3.5	3.500	Nos	1	25	25.000	1	25	25.000
	1	1.87	1.873	1	2.1225	2.123		1	7.3325	7.333	1	7.3325	7.333
Nos	1	1.870	1.873	1	2.123	2.123	Nos	1	7.333	7.333	1	7.333	7.333
	0	0	0.000	0	0	0.000		0	0	0.000	0	0	0.000
Nos							Nos						
	0	0	0	0	0	0		0	0	0	0	0	0
Nos							Nos						
	7141		84.906	7281		92.256		15637		187.568	15947		188.737
			81.18			81.18				136.00			136.46

National Health Mission, Assam

29-Fund allocated to Sivsagar							30-Fund allocated to Sonitpur						
2024-25				2025-26			2024-25				2025-26		
Fresh approval				Fresh approval			Fresh approval				Fresh approval		
Measure of quantity/ Target	Quantity/ Target	Avr. Unit Cost (In lakh)	Fin. Allocation (Rs. in lakh)	Quantity/ Target	Avr. Unit Cost (In lakh)	Fin. Allocation (Rs. in lakh)	Measure of quantity/ Target	Quantity/ Target	Avr. Unit Cost (In lakh)	Fin. Allocation (Rs. in lakh)	Quantity/ Target	Avr. Unit Cost (In lakh)	Fin. Allocation (Rs. in lakh)
No. of DVS+RVS	1	12000.000	0.120	1	12000.000	0.120	No. of DVS+RVS	1	12000.000	0.120	1	12000.000	0.120
months	12	18000.000	2.160	12	18000.000	2.160	months	12	18000.000	2.160	12	18000.000	2.160
Urban Slum	80	625.000	0.500	80	625.000	0.500	Urban Slum	692	625.000	4.328	692	625.000	4.328
Underserved Session per Yr	32	2475.000	0.792	32	2475.000	0.792	Underserved Session per Yr	64	2475.000	1.584	64	2475.000	1.584
Expected Complete Imm, (upto 5 yrs)	11802	225.000	26.555	11803	225.000	26.557	Expected Complete Imm, (upto 5 yrs)	23780	225.000	53.506	23983	225.000	53.961

National Health Mission, Assam

29-Fund allocated to Sivsagar							30-Fund allocated to Sonitpur						
2024-25				2025-26			2024-25				2025-26		
Fresh approval				Fresh approval			Fresh approval				Fresh approval		
Measure of quantity/ Target	Quantity/ Target	Avr. Unit Cost (In lakh)	Fin. Allocation (Rs. in lakh)	Quantity/ Target	Avr. Unit Cost (In lakh)	Fin. Allocation (Rs. in lakh)	Measure of quantity/ Target	Quantity/ Target	Avr. Unit Cost (In lakh)	Fin. Allocation (Rs. in lakh)	Quantity/ Target	Avr. Unit Cost (In lakh)	Fin. Allocation (Rs. in lakh)
No. of Batches	9	70934.000	6.591	9	70934.000	6.591	No. of Batches	8	70934.000	5.597	8	70934.000	5.597
BRIDGE Mtng Batch Number	13	18000.000	2.340	13	18000.000	2.340	BRIDGE Mtng Batch Number	22	18000.000	3.960	22	18000.000	3.960
RI/IMI Session Planned	305	900.000	2.743	305	900.000	2.743	RI/IMI Session Planned	327	900.000	2.941	327	900.000	2.941
Beneficiary Infant Target	11800	5.000	0.590	11800	5.000	0.590	Beneficiary Infant Target	24000	5.000	1.200	24100	4.997	1.204
Yearly No. of AVD (HtRA)	948	200.000	1.896	948	200.000	1.896	Yearly No. of AVD (HtRA)	2985	200.000	5.970	2985	200.000	5.970
Yearly No. of AVD for Very Hard to Reach Area	96	450.000	0.432	96	450.000	0.432	Yearly No. of AVD for Very Hard to Reach Area	1152	450.000	5.184	1152	450.000	5.184

National Health Mission, Assam

29-Fund allocated to Sivsagar							30-Fund allocated to Sonitpur						
2024-25				2025-26			2024-25				2025-26		
Fresh approval				Fresh approval			Fresh approval				Fresh approval		
Measure of quantity/ Target	Quantity/ Target	Avr. Unit Cost (In lakh)	Fin. Allocation (Rs. in lakh)	Quantity/ Target	Avr. Unit Cost (In lakh)	Fin. Allocation (Rs. in lakh)	Measure of quantity/ Target	Quantity/ Target	Avr. Unit Cost (In lakh)	Fin. Allocation (Rs. in lakh)	Quantity/ Target	Avr. Unit Cost (In lakh)	Fin. Allocation (Rs. in lakh)
No. of Participants	32	600.000	0.190	32	600.000	0.190	No. of Participants	29	600.000	0.172	29	600.000	0.172
No. of Sub Centre & Plan. Unit	150	1200.000	1.800	150	1200.000	1.800	No. of Sub Centre & Plan. Unit	147	1200.000	1.764	147	1200.000	1.764
No. of Supervisory Visits planned yearly	940	384.280	3.612	940	384.280	3.612	No. of Supervisory Visits planned yearly	1015	384.280	3.900	1015	384.280	3.900
No. of PHC	7	13357.000	0.935	7	13357.000	0.935	No. of PHC	6	15333.000	0.920	6	15333.000	0.920
			12.09			12.09				17.56			17.56
No. of Beneficiary	81699	14.797	12.089	81699	14.797	12.089	No. of Beneficiary	188054	9.340	17.564	188054	9.340	17.564
	13		1.874	13		1.874		14		2.516	14		2.516

National Health Mission, Assam

29-Fund allocated to Sivsagar							30-Fund allocated to Sonitpur						
2024-25				2025-26			2024-25				2025-26		
Fresh approval				Fresh approval			Fresh approval				Fresh approval		
Mesure of quantity/ Target	Quantity/ Target	Avr. Unit Cost (In lakh)	Fin. Allocation (Rs. in lakh)	Quantity/ Target	Avr. Unit Cost (In lakh)	Fin. Allocation (Rs. in lakh)	Mesure of quantity/ Target	Quantity/ Target	Avr. Unit Cost (In lakh)	Fin. Allocation (Rs. in lakh)	Quantity/ Target	Avr. Unit Cost (In lakh)	Fin. Allocation (Rs. in lakh)
	504		1.79	925		6.24		482		1.68	1538		12.84
0.000	1389	#DIV/0!	25.504	1472	#DIV/0!	27.283	0.000	2891	#DIV/0!	57.076	3191	#DIV/0!	61.644
Nos of Camp	18	0.150	2.700	19	0.150	2.850	Nos of Camp	26	0.150	3.900	28	0.150	4.200
	811	0.026	21.404	873	0.026	22.983		1694	0.029	48.977	1899	0.029	54.284
	560	0.002500	1.400	580	0.002500	1.450		1170	0.003	2.925	1264	0.002500	3.160
		#DIV/0!			#DIV/0!			1	1.274	1.274		#DIV/0!	
		#DIV/0!			#DIV/0!				#DIV/0!			#DIV/0!	
		#DIV/0!			#DIV/0!				#DIV/0!			#DIV/0!	
		#DIV/0!			#DIV/0!				#DIV/0!			#DIV/0!	
		#DIV/0!			#DIV/0!				#DIV/0!			#DIV/0!	
		#DIV/0!			#DIV/0!				#DIV/0!			#DIV/0!	
		#DIV/0!			#DIV/0!				#DIV/0!			#DIV/0!	
		#DIV/0!			#DIV/0!				#DIV/0!			#DIV/0!	

National Health Mission, Assam

29-Fund allocated to Sivsagar							30-Fund allocated to Sonitpur						
2024-25				2025-26			2024-25				2025-26		
Fresh approval				Fresh approval			Fresh approval				Fresh approval		
Mesure of quantity/ Target	Quantity/ Target	Avr. Unit Cost (In lakh)	Fin. Allocation (Rs. in lakh)	Quantity/ Target	Avr. Unit Cost (In lakh)	Fin. Allocation (Rs. in lakh)	Mesure of quantity/ Target	Quantity/ Target	Avr. Unit Cost (In lakh)	Fin. Allocation (Rs. in lakh)	Quantity/ Target	Avr. Unit Cost (In lakh)	Fin. Allocation (Rs. in lakh)
		#DIV/0!			#DIV/0!				#DIV/0!			#DIV/0!	
0.00	73	#DIV/0!	3.28	78	#DIV/0!	3.48	0.00	104	#DIV/0!	4.64	124	#DIV/0!	5.44
	3	0.160	0.480	3	0.160	0.480		4	0.160	0.640	4	0.160	0.640
	70	0.040	2.800	75	0.040	3.000		100	0.040	4.000	120	0.040	4.800
		#DIV/0!			#DIV/0!				#DIV/0!			#DIV/0!	
		#DIV/0!			#DIV/0!				#DIV/0!			#DIV/0!	
		#DIV/0!			#DIV/0!				#DIV/0!			#DIV/0!	
0.000	7341	#DIV/0!	13.804	7743	#DIV/0!	14.557	0.000	19197	#DIV/0!	34.487	20254	#DIV/0!	36.378
	8	0.050	0.400	6	0.050	0.300		10	0.050	0.500	10	0.050	0.500
	880	0.0002	0.176	846	0.0002	0.169		1346	0.0002	0.269	1401	0.0002	0.280
	2937	0.002	7.050	3084	0.002	7.400		8643	0.002	20.740	9075	0.002	21.780
	288	0.003	0.860	360	0.003	1.080		276	0.003	0.830	345	0.003	1.040
	2937	0.001	3.520	3084	0.001	3.700		8643	0.001	10.370	9075	0.001	10.890

National Health Mission, Assam

29-Fund allocated to Sivsagar							30-Fund allocated to Sonitpur						
2024-25				2025-26			2024-25				2025-26		
Fresh approval				Fresh approval			Fresh approval				Fresh approval		
Mesure of quantity/ Target	Quantity/ Target	Avr. Unit Cost (In lakh)	Fin. Allocation (Rs. in lakh)	Quantity/ Target	Avr. Unit Cost (In lakh)	Fin. Allocation (Rs. in lakh)	Mesure of quantity/ Target	Quantity/ Target	Avr. Unit Cost (In lakh)	Fin. Allocation (Rs. in lakh)	Quantity/ Target	Avr. Unit Cost (In lakh)	Fin. Allocation (Rs. in lakh)
	288	0.001	0.430	360	0.002	0.540		276	0.001	0.410	345	0.002	0.520
		#DIV/0!			#DIV/0!				#DIV/0!			#DIV/0!	
		#DIV/0!			#DIV/0!				#DIV/0!			#DIV/0!	
	1	0.493	0.4925	1	0.493	0.4925		1	0.493	0.4925	1	0.493	0.4925
	2	0.438	0.875	2	0.438	0.875		2	0.438	0.875	2	0.438	0.875
		#DIV/0!			#DIV/0!				#DIV/0!			#DIV/0!	
		#DIV/0!			#DIV/0!				#DIV/0!			#DIV/0!	
		#DIV/0!			#DIV/0!				#DIV/0!			#DIV/0!	
0.000	9082	#DIV/0!	7.307	9162	#DIV/0!	7.387	0.000	10082	#DIV/0!	8.067	10182	#DIV/0!	8.147
	4540	0.000749	3.400	4580	0.000751	3.440		5040	0.000750	3.780	5090	0.000750	3.820
	4540	0.001	3.400	4580	0.001	3.440		5040	0.001	3.780	5090	0.001	3.820
		#DIV/0!			#DIV/0!				#DIV/0!			#DIV/0!	

National Health Mission, Assam

29-Fund allocated to Sivsagar							30-Fund allocated to Sonitpur						
2024-25				2025-26			2024-25				2025-26		
Fresh approval				Fresh approval			Fresh approval				Fresh approval		
Mesure of quantity/ Target	Quantity/ Target	Avr. Unit Cost (In lakh)	Fin. Allocation (Rs. in lakh)	Quantity/ Target	Avr. Unit Cost (In lakh)	Fin. Allocation (Rs. in lakh)	Mesure of quantity/ Target	Quantity/ Target	Avr. Unit Cost (In lakh)	Fin. Allocation (Rs. in lakh)	Quantity/ Target	Avr. Unit Cost (In lakh)	Fin. Allocation (Rs. in lakh)
	1	0.174	0.1735	1	0.174	0.1735		1	0.174	0.1735	1	0.174	0.1735
	1	0.333	0.333	1	0.333	0.333		1	0.333	0.333	1	0.333	0.333
		#DIV/0!			#DIV/0!				#DIV/0!			#DIV/0!	
		#DIV/0!			#DIV/0!				#DIV/0!			#DIV/0!	
		#DIV/0!			#DIV/0!				#DIV/0!			#DIV/0!	
0.000	6083	#DIV/0!	20.650	6149	#DIV/0!	21.129	0.000	11503	#DIV/0!	36.392	11639	#DIV/0!	37.378
	660	0.001	0.66	693	0.001	0.69		1356	0.001	1.36	1424	0.001	1.42
	4000	0.001	4.000	4000	0.001	4.000		7600	0.001	7.600	7600	0.001	7.600
	762	0.005	3.660	762	0.005	3.660		1190	0.005	5.710	1190	0.005	5.710
	660	0.013500	8.910	693	0.013500	9.356		1356	0.013500	18.306	1424	0.013500	19.224
	1	3.420	3.420	1	3.420	3.420		1	3.420	3.420	1	3.420	3.420
		#DIV/0!			#DIV/0!				#DIV/0!			#DIV/0!	
		#DIV/0!			#DIV/0!				#DIV/0!			#DIV/0!	
		#DIV/0!			#DIV/0!				#DIV/0!			#DIV/0!	
0.000	0	#DIV/0!	0.000	0	#DIV/0!	0.000	0.000	0	#DIV/0!	0.000	0	#DIV/0!	0.000

National Health Mission, Assam

29-Fund allocated to Sivsagar							30-Fund allocated to Sonitpur						
2024-25				2025-26			2024-25				2025-26		
Fresh approval				Fresh approval			Fresh approval				Fresh approval		
Mesure of quantity/ Target	Quantity/ Target	Avr. Unit Cost (In lakh)	Fin. Allocation (Rs. in lakh)	Quantity/ Target	Avr. Unit Cost (In lakh)	Fin. Allocation (Rs. in lakh)	Mesure of quantity/ Target	Quantity/ Target	Avr. Unit Cost (In lakh)	Fin. Allocation (Rs. in lakh)	Quantity/ Target	Avr. Unit Cost (In lakh)	Fin. Allocation (Rs. in lakh)
		#DIV/0!			#DIV/0!				#DIV/0!			#DIV/0!	
0.000	2	0.637	0.637	2	0.637	0.637	0.000	3	0.637	0.979	2	0.637	0.637
	1	0.295	0.295	1	0.295	0.295		1	0.295	0.295	1	0.295	0.295
	1	0.342	0.342	1	0.342	0.342		2	0.342	0.684	1	0.342	0.342
0.000	326	0.108	2.466	326	0.108	2.466	0.000	312	0.107	2.257	312	0.107	2.257
	6	0.020	0.12	6	0.020	0.12		5	0.020	0.10	5	0.020	0.10
	6	0.015	0.090	6	0.015	0.090		5	0.015	0.075	5	0.015	0.075
	6	0.030	0.18	6	0.030	0.18		5	0.030	0.15	5	0.030	0.15
	6	0.030	0.18	6	0.030	0.18		5	0.030	0.15	5	0.030	0.15
	151	0.007	0.982	151	0.007	0.982		146	0.006	0.899	146	0.006	0.899

National Health Mission, Assam

29-Fund allocated to Sivsagar							30-Fund allocated to Sonitpur						
2024-25				2025-26			2024-25				2025-26		
Fresh approval				Fresh approval			Fresh approval				Fresh approval		
Measure of quantity/ Target	Quantity/ Target	Avr. Unit Cost (In lakh)	Fin. Allocation (Rs. in lakh)	Quantity/ Target	Avr. Unit Cost (In lakh)	Fin. Allocation (Rs. in lakh)	Measure of quantity/ Target	Quantity/ Target	Avr. Unit Cost (In lakh)	Fin. Allocation (Rs. in lakh)	Quantity/ Target	Avr. Unit Cost (In lakh)	Fin. Allocation (Rs. in lakh)
	151	0.006	0.914	151	0.006	0.914		146	0.006	0.883	146	0.006	0.883
0.000	7116	#DIV/0!	40.876	7457	#DIV/0!	43.248	0.000	5239	#DIV/0!	34.291	5380	#DIV/0!	35.788
	45	0.005	0.230	45	0.005	0.230		46	0.005	0.230	46	0.005	0.230
	144	0.005	0.720	144	0.005	0.720		120	0.005	0.600	120	0.005	0.600
	5681	0.005	28.410	6249	0.005	31.240		3347	0.005	16.740	3680	0.005	18.400
	844	0.010	8.440	919	0.010	9.190		1332	0.010	13.320	1433	0.010	14.330
		#DIV/0!			#DIV/0!				#DIV/0!			#DIV/0!	
	1	0.165	0.165	1	0.165	0.165		1	0.165	0.165	1	0.165	0.165
		#DIV/0!			#DIV/0!				#DIV/0!			#DIV/0!	
		#DIV/0!			#DIV/0!				#DIV/0!			#DIV/0!	
		#DIV/0!			#DIV/0!				#DIV/0!			#DIV/0!	
		#DIV/0!			#DIV/0!				#DIV/0!			#DIV/0!	

National Health Mission, Assam

29-Fund allocated to Sivsagar							30-Fund allocated to Sonitpur						
2024-25				2025-26			2024-25				2025-26		
Fresh approval				Fresh approval			Fresh approval				Fresh approval		
Measure of quantity/ Target	Quantity/ Target	Avr. Unit Cost (In lakh)	Fin. Allocation (Rs. in lakh)	Quantity/ Target	Avr. Unit Cost (In lakh)	Fin. Allocation (Rs. in lakh)	Measure of quantity/ Target	Quantity/ Target	Avr. Unit Cost (In lakh)	Fin. Allocation (Rs. in lakh)	Quantity/ Target	Avr. Unit Cost (In lakh)	Fin. Allocation (Rs. in lakh)
	4	0.025	0.100	4	0.025	0.100		4	0.025	0.100	4	0.025	0.100
		#DIV/0!			#DIV/0!				#DIV/0!			#DIV/0!	
		#DIV/0!			#DIV/0!				#DIV/0!			#DIV/0!	
	302	0.004	1.208		#DIV/0!			292	0.004	1.168		#DIV/0!	
		#DIV/0!			#DIV/0!				#DIV/0!			#DIV/0!	
		#DIV/0!			#DIV/0!				#DIV/0!			#DIV/0!	
	1	0.423	0.4225	1	0.423	0.4225		1	0.423	0.4225	1	0.423	0.4225
	92	0.005	0.460	92	0.005	0.460		93	0.005	0.465	92	0.005	0.460
	2	0.360	0.720	2	0.360	0.720		3	0.360	1.080	3	0.360	1.080
		#DIV/0!			#DIV/0!				#DIV/0!			#DIV/0!	
		#DIV/0!			#DIV/0!				#DIV/0!			#DIV/0!	
		#DIV/0!			#DIV/0!				#DIV/0!			#DIV/0!	
		#DIV/0!			#DIV/0!				#DIV/0!			#DIV/0!	
		#DIV/0!			#DIV/0!				#DIV/0!			#DIV/0!	

National Health Mission, Assam

29-Fund allocated to Sivsagar							30-Fund allocated to Sonitpur						
2024-25				2025-26			2024-25				2025-26		
Fresh approval				Fresh approval			Fresh approval				Fresh approval		
Measure of quantity/ Target	Quantity/ Target	Avr. Unit Cost (In lakh)	Fin. Allocation (Rs. in lakh)	Quantity/ Target	Avr. Unit Cost (In lakh)	Fin. Allocation (Rs. in lakh)	Measure of quantity/ Target	Quantity/ Target	Avr. Unit Cost (In lakh)	Fin. Allocation (Rs. in lakh)	Quantity/ Target	Avr. Unit Cost (In lakh)	Fin. Allocation (Rs. in lakh)
0	0	0	0	0	0	0	0	0	0	0	0	0	0
0	0	0	0	0	0	0	0	0	0	0	0	0	0
0	0	0	0	0	0	0	0	0	0	0	0	0	0
0	0	0	0	0	0	0	0	0	0	0	0	0	0
0	0	0	0	0	0	0	0	0	0	0	0	0	0
0.00	774.00	200.00	1.55	774.00	200.00	1.55	0.00	1160.00	200.00	2.32	1160.00	200.00	2.32
No of ASHA	774.000	200.000	1.55	774.000	200.000	1.55	No of ASHA	1160.000	200	2.32	1160.000	200.000	2.32
			0.00			0.00				0.00			0.00

National Health Mission, Assam

29-Fund allocated to Sivsagar							30-Fund allocated to Sonitpur						
2024-25				2025-26			2024-25				2025-26		
Fresh approval				Fresh approval			Fresh approval				Fresh approval		
Mesure of quantity/ Target	Quantity/ Target	Avr. Unit Cost (In lakh)	Fin. Allocation (Rs. in lakh)	Quantity/ Target	Avr. Unit Cost (In lakh)	Fin. Allocation (Rs. in lakh)	Mesure of quantity/ Target	Quantity/ Target	Avr. Unit Cost (In lakh)	Fin. Allocation (Rs. in lakh)	Quantity/ Target	Avr. Unit Cost (In lakh)	Fin. Allocation (Rs. in lakh)
0.00	0.00	0.00	0.00	0.00	0.00	0.00	0.00	0.00	0.00	0.00	0.00	0.00	0.00
			0.0000			0.0000				0.0000			0.0000
0.00	774.00	400.00	3.10	774.00	400.00	3.10	0.00	1160.00	400.00	4.64	1160.00	400.00	4.64
			0.000			0.000				0.000			0.000
NO OF ASHA	774.000	400.000	3.096	774.000	400.000	3.10	NO OF ASHA	1160.000	400	4.640	1160.000	400.000	4.64
0.00	#####	85001.00	2.41	#####	85001.00	2.41	0.00	65901.00	83001.00	1.49	65901.00	83001.00	1.49
no of children	#####	1.000	1.557	#####	1.000	1.557	no of children	65900.000	1	0.659	65900.000	1	0.659
			0.000			0.000				0.000			0.000
			0.000			0.000				0.000			0.000

National Health Mission, Assam

29-Fund allocated to Sivsagar							30-Fund allocated to Sonitpur						
2024-25				2025-26			2024-25				2025-26		
Fresh approval				Fresh approval			Fresh approval				Fresh approval		
Mesure of quantity/ Target	Quantity/ Target	Avr. Unit Cost (In lakh)	Fin. Allocation (Rs. in lakh)	Quantity/ Target	Avr. Unit Cost (In lakh)	Fin. Allocation (Rs. in lakh)	Mesure of quantity/ Target	Quantity/ Target	Avr. Unit Cost (In lakh)	Fin. Allocation (Rs. in lakh)	Quantity/ Target	Avr. Unit Cost (In lakh)	Fin. Allocation (Rs. in lakh)
			0.000			0.000				0.000			0.000
			0.000			0.000				0.000			0.000
no of district	1.000	85000.000	0.850	1.000	85000.000	0.850	no of district	1.000	83000	0.830	1.000	83000	0.830
0	1	32000	0.32	1	32000	0.32	0	1	32000	0.32	1	32000	0.32
no of district	1.000	32000.000	0.320	1.000	32000.000	0.320	no of district	1.000	32000.000	0.320	1.000	32000.000	0.320
			22.601			23.352				28.08			30.411
Per Month	774	0.003	2	774	0.003	2	0.000	0.000	0	0.000	0.000	0.000	0.000
0	0.000	0.000	0	0.000	0.000	0	0.000	0.000	0	0.000	0.000	0.000	0.000
0	0.000	0.000	0	0.000	0.000	0	0.000	0.000	0	0.000	0.000	0.000	0.000
0	0.000	0.000	0	0.000	0.000	0	0.000	0.000	0	0.000	0.000	0.000	0.000

National Health Mission, Assam

29-Fund allocated to Sivsagar							30-Fund allocated to Sonitpur						
2024-25				2025-26			2024-25				2025-26		
Fresh approval				Fresh approval			Fresh approval				Fresh approval		
Measure of quantity/ Target	Quantity/ Target	Avr. Unit Cost (In lakh)	Fin. Allocation (Rs. in lakh)	Quantity/ Target	Avr. Unit Cost (In lakh)	Fin. Allocation (Rs. in lakh)	Measure of quantity/ Target	Quantity/ Target	Avr. Unit Cost (In lakh)	Fin. Allocation (Rs. in lakh)	Quantity/ Target	Avr. Unit Cost (In lakh)	Fin. Allocation (Rs. in lakh)
0	0	0	0	0	0	0	0	0	0	0	0	0	0
0	0	0	0	0	0	0	0	0	0	0	0	0	0
Per District	2.000	0.030	0.060	2.000	0.030	0.060	Per District	2.000	0.030	0.060	2.000	0.030	0.060
0	0	0	0	0	0	0	0	0	0	0	0	0	0
per block	3	0.360	1.08000	3	0.360	1.08000	per block	4	0.36	1.440	4.000	0.360	1.440
Per District	1.000	0.960	0.96	1.000	0.960	0.96	Per District	2.000	1	1.560	2.000	0.780	1.560
0	0	0	0	0	0	0	0	0	0	0	0	0	0
0	12	4.305	5.305	12	4.3475	5.3475	0	18	9.5375	12.99	18	9.58	13.0325

National Health Mission, Assam

29-Fund allocated to Sivsagar							30-Fund allocated to Sonitpur						
2024-25				2025-26			2024-25				2025-26		
Fresh approval				Fresh approval			Fresh approval				Fresh approval		
Measure of quantity/ Target	Quantity/ Target	Avr. Unit Cost (In lakh)	Fin. Allocation (Rs. in lakh)	Quantity/ Target	Avr. Unit Cost (In lakh)	Fin. Allocation (Rs. in lakh)	Measure of quantity/ Target	Quantity/ Target	Avr. Unit Cost (In lakh)	Fin. Allocation (Rs. in lakh)	Quantity/ Target	Avr. Unit Cost (In lakh)	Fin. Allocation (Rs. in lakh)
No. of MTS	2	0.02	0.04	2	0.02	0.04	No. of MTS	4	0.02	0.08	4	0.02	0.08
No. of Vehicle	1	0.60	0.60	1	0.65	0.65	No. of Vehicle	1	0.60	0.60	1	0.65	0.65
Month wise	12	0.10	1.20	12	0.10	1.20	Month wise	12	0.10	1.20	12	0.10	1.20
			16.19435			16.652				23.40465			23.896
case wise	22	0.003	0.07	22	0.003	0.07	case wise	16	0.003	0.05	16	0.003	0.05
Operational cost wise	5	0.375	1.875	5	0.375	1.875	Operational cost wise	5	0.375	1.875	5	0.375	1.875
In litres	250	0.0061	1.53	250	0.0061	1.53	In litres	250	0.0061	1.53	250	0.0061	1.53
Batchwise	2	0.35	0.70	2	0.35	0.70	Batchwise	2	0.35	0.70	2	0.35	0.70

National Health Mission, Assam

29-Fund allocated to Sivsagar							30-Fund allocated to Sonitpur						
2024-25				2025-26			2024-25				2025-26		
Fresh approval				Fresh approval			Fresh approval				Fresh approval		
Mesure of quantity/ Target	Quantity/ Target	Avr. Unit Cost (In lakh)	Fin. Allocation (Rs. in lakh)	Quantity/ Target	Avr. Unit Cost (In lakh)	Fin. Allocation (Rs. in lakh)	Mesure of quantity/ Target	Quantity/ Target	Avr. Unit Cost (In lakh)	Fin. Allocation (Rs. in lakh)	Quantity/ Target	Avr. Unit Cost (In lakh)	Fin. Allocation (Rs. in lakh)
Districtwise	1	1.10	1.10	1	1.10	1.10	Districtwise	1	1.10	1.10	1	1.10	1.10
Districtwise	1	1.10	1.10	1	1.10	1.10	Districtwise	1	1.10	1.10	1	1.10	1.10
			4.750			4.750				6.010			6.010
District wise	1	0.23	0.230	1	0.23	0.230	District wise	1	0.263	0.263	1	0.263	0.263
							Block wise	5	0.07500	0.375	5	0.07500	0.375
District wise	1	0.35	0.35	1	0.35	0.35							
District wise	1	5.00	5.00										
District wise	1	0.10	0.10	1	0.10	0.10	District wise	1	0.06	0.06	1	0.06	0.06
District wise	1	0.75	0.75	1	0.75	0.75	District wise	1	1.65	1.65	1	1.65	1.65
District wise	1	0.50	0.50	1	0.50	0.50	District wise	1	3.00	3.00	1	3.00	3.00

National Health Mission, Assam

29-Fund allocated to Sivsagar							30-Fund allocated to Sonitpur						
2024-25				2025-26			2024-25				2025-26		
Fresh approval				Fresh approval			Fresh approval				Fresh approval		
Mesure of quantity/ Target	Quantity/ Target	Avr. Unit Cost (In lakh)	Fin. Allocation (Rs. in lakh)	Quantity/ Target	Avr. Unit Cost (In lakh)	Fin. Allocation (Rs. in lakh)	Mesure of quantity/ Target	Quantity/ Target	Avr. Unit Cost (In lakh)	Fin. Allocation (Rs. in lakh)	Quantity/ Target	Avr. Unit Cost (In lakh)	Fin. Allocation (Rs. in lakh)
District	1	0.20	0.20	1	0.20	0.20	District	1	0.20	0.20	1	0.20	0.20
							District	1	0.15	0.15	1	0.15	0.15
							District	1	0.10	0.10	1	0.10	0.10
							District	1	0.60	0.60	1	0.60	0.60
							District	1	3.550	3.550	1	3.550	3.550
Distyric wise	1	0.75	0.75	1	0.75	0.75							
			7.880			2.880				9.948			9.948
			35.37			30.83				45.89			46.38
0	1123	16.454	17.56	1023	16.454	17.3095	0	835	28.064	28.724	773	28.064	28.627
Camp	1	0.100	0.100	1	0.100	0.100	Camp	1	0.100	0.100	1	0.100	0.100
No. of case	60	0.0025	0.150	35	0.0025	0.088	No. of case	16	0.0025	0.040	10	0.0025	0.025

National Health Mission, Assam

29-Fund allocated to Sivsagar							30-Fund allocated to Sonitpur						
2024-25				2025-26			2024-25				2025-26		
Fresh approval				Fresh approval			Fresh approval				Fresh approval		
Mesure of quantity/ Target	Quantity/ Target	Avr. Unit Cost (In lakh)	Fin. Allocation (Rs. in lakh)	Quantity/ Target	Avr. Unit Cost (In lakh)	Fin. Allocation (Rs. in lakh)	Mesure of quantity/ Target	Quantity/ Target	Avr. Unit Cost (In lakh)	Fin. Allocation (Rs. in lakh)	Quantity/ Target	Avr. Unit Cost (In lakh)	Fin. Allocation (Rs. in lakh)
No. of case	20	0.004	0.080	14	0.004	0.056	No. of case	6	0.004	0.024	4	0.004	0.016
No. of case	40	0.006	0.240	21	0.006	0.126	No. of case	10	0.006	0.060	6	0.006	0.036
No. of case	700	0.0005	0.350	700	0.0005	0.350	No. of case	500	0.0005	0.250	500	0.0005	0.250
No. of ASHA	300	0.001	0.300	250	0.001	0.250	No. of ASHA	300	0.001	0.300	250	0.001	0.250
District	1	0.350	0.350	1	0.350	0.350	District	1	0.200	0.200	1	0.200	0.200
Round	1	15.990	15.990	1	15.990	15.990	Round	1	27.750	27.750	1	27.750	27.750
0	170	0.007	0.56	174	0.007	0.576	0	88	0.007	0.286	88	0.007	0.286
Foot wear	50	0.004	0.200	54	0.004	0.216	Foot wear	22	0.004	0.088	22	0.004	0.088
No. of Kits	120	0.003	0.360	120	0.003	0.360	No. of Kits	66	0.003	0.198	66	0.003	0.198
0.00	7.00	1.69	2.56	7.00	1.69	2.56	0.00	7.00	1.69	2.56	7.00	1.69	2.56
No. of batch	3	0.43	1.300	3	0.43	1.300	No. of batch	3	0.43	1.300	3	0.43	1.300

National Health Mission, Assam

29-Fund allocated to Sivsagar							30-Fund allocated to Sonitpur						
2024-25				2025-26			2024-25				2025-26		
Fresh approval				Fresh approval			Fresh approval				Fresh approval		
Mesure of quantity/ Target	Quantity/ Target	Avr. Unit Cost (In lakh)	Fin. Allocation (Rs. in lakh)	Quantity/ Target	Avr. Unit Cost (In lakh)	Fin. Allocation (Rs. in lakh)	Mesure of quantity/ Target	Quantity/ Target	Avr. Unit Cost (In lakh)	Fin. Allocation (Rs. in lakh)	Quantity/ Target	Avr. Unit Cost (In lakh)	Fin. Allocation (Rs. in lakh)
No. of District	1	0.200	0.200	1	0.200	0.200	No. of District	1	0.200	0.200	1	0.200	0.200
No. of District	1	0.100	0.100	1	0.100	0.100	No. of District	1	0.100	0.100	1	0.100	0.100
District	1	0.600	0.600	1	0.600	0.600	District	1	0.600	0.600	1	0.600	0.600
District	1	0.360	0.360	1	0.360	0.360	District	1	0.360	0.360	1	0.360	0.360
	1300		20.680	1204		20.446		930		31.570	868		31.473
0	108969	6.51675	40.370	108969	6.51683	40.379	0	164343	6.94175	49.881	164343	6.94183	49.892

National Health Mission, Assam

29-Fund allocated to Sivsagar							30-Fund allocated to Sonitpur						
2024-25				2025-26			2024-25				2025-26		
Fresh approval				Fresh approval			Fresh approval				Fresh approval		
Measure of quantity/ Target	Quantity/ Target	Avr. Unit Cost (In lakh)	Fin. Allocation (Rs. in lakh)	Quantity/ Target	Avr. Unit Cost (In lakh)	Fin. Allocation (Rs. in lakh)	Measure of quantity/ Target	Quantity/ Target	Avr. Unit Cost (In lakh)	Fin. Allocation (Rs. in lakh)	Quantity/ Target	Avr. Unit Cost (In lakh)	Fin. Allocation (Rs. in lakh)
No. of Patient	550	0.01	5.500	550	0.01	5.500	No. of Patient	900	0.01	9.000	900	0.01	9.000
	6000	0.00025	1.500	6000	0.00025	1.500		6000	0.00025	1.500	6000	0.00025	1.500
	98700	0.00010	9.870	98700	0.00010	9.870		153600	0.00010	15.360	153600	0.00010	15.360
			0.000			0.000				0.000			0.000
			0.000			0.000				0.000			0.000
			0.000			0.000				0.000			0.000
No. of DTC	1	0.500	0.500	1	0.500	0.500	No. of DTC	1	0.500	0.500	1	0.500	0.500
No. of DDS	1	0.200	0.200	1	0.200	0.200	No. of DDS	1	0.200	0.200	1	0.200	0.200
No. of TU	5	0.200	1.000	5	0.200	1.000	No. of TU	4	0.200	0.800	4	0.200	0.800
No. of DMC	14	0.05	0.700	14	0.05	0.700	No. of DMC	20	0.05	1.000	20	0.05	1.000
			0.000			0.000				0.000			0.000
			0.000			0.000				0.000			0.000
			0.000			0.000				0.000			0.000
No. of Machine	20	0.04	0.800	20	0.04	0.800	No. of Machine	20	0.04	0.800	20	0.04	0.800
			0.000			0.000				0.000			0.000
No. of Str	1	0.515	0.515	1	0.515	0.515	No. of Str	1	0.515	0.515	1	0.515	0.515

National Health Mission, Assam

29-Fund allocated to Sivsagar							30-Fund allocated to Sonitpur						
2024-25				2025-26			2024-25				2025-26		
Fresh approval				Fresh approval			Fresh approval				Fresh approval		
Mesure of quantity/ Target	Quantity/ Target	Avr. Unit Cost (In lakh)	Fin. Allocation (Rs. in lakh)	Quantity/ Target	Avr. Unit Cost (In lakh)	Fin. Allocation (Rs. in lakh)	Mesure of quantity/ Target	Quantity/ Target	Avr. Unit Cost (In lakh)	Fin. Allocation (Rs. in lakh)	Quantity/ Target	Avr. Unit Cost (In lakh)	Fin. Allocation (Rs. in lakh)
			0.000			0.000				0.000			0.000
No. of items	3500	0.00238	8.330	3500	0.00238	8.330	No. of items	3600	0.00238	8.568	3600	0.00238	8.568
			0.000			0.000				0.000			0.000
			0.000			0.000				0.000			0.000
No. of Batches	1	2.36	2.360	1	2.36	2.360	No. of Batches	1	2.36	2.360	1	2.36	2.360
No of Participants	40	0.0055	0.220	40	0.006	0.220	No of Participants	30	0.0055	0.165	30	0.006	0.165
No ofCHOs	115	0.01352	1.5548	115	0.0136	1.564	No ofCHOs	140	0.01352	1.8928	140	0.0136	1.904
			0.000			0.000				0.000			0.000
			0.000			0.000				0.000			0.000
			0.000			0.000	No.of Meeting	1	0.400	0.400	1	0.400	0.400
No. of workshop	1	0.520	0.520	1	0.520	0.520	No. of workshop	1	0.520	0.520	1	0.520	0.520
			0.000			0.000				0.000			0.000
			0.000			0.000				0.000			0.000
			0.000			0.000	No. of Meeting	4	0.025	0.100	4	0.025	0.100

National Health Mission, Assam

29-Fund allocated to Sivsagar							30-Fund allocated to Sonitpur						
2024-25				2025-26			2024-25				2025-26		
Fresh approval				Fresh approval			Fresh approval				Fresh approval		
Mesure of quantity/ Target	Quantity/ Target	Avr. Unit Cost (In lakh)	Fin. Allocation (Rs. in lakh)	Quantity/ Target	Avr. Unit Cost (In lakh)	Fin. Allocation (Rs. in lakh)	Mesure of quantity/ Target	Quantity/ Target	Avr. Unit Cost (In lakh)	Fin. Allocation (Rs. in lakh)	Quantity/ Target	Avr. Unit Cost (In lakh)	Fin. Allocation (Rs. in lakh)
No. of Items	1	1.400	1.400	1	1.400	1.400	No. of Items	1	1.400	1.400	1	1.400	1.400
			0.000			0.000				0.000			0.000
			0.000			0.000				0.000			0.000
			0.000			0.000				0.000			0.000
No of Visit			0.000			0.000	No of Visit			0.000			0.000
No of Visit	7	0.6	4.200	7	0.600	4.200	No of Visit	6	0.6	3.600	6	0.600	3.600
Lumpsum	12	0.100	1.2000	12	0.100	1.200	Lumpsum	12	0.100	1.2000	12	0.100	1.200
0	1984	0.0805	53.400	1984	0.0805	53.400	0	3395	0.0805	85.770	3395	0.0805	85.770
No of Patient	1696	0.03	50.8800	1696	0.03	50.880	No of Patient	2714	0.03	81.4200	2714	0.03	81.420
No of Patient	48	0.05	2.4000	48	0.05	2.400	No of Patient	81	0.05	4.0500	81	0.05	4.050

National Health Mission, Assam

29-Fund allocated to Sivsagar							30-Fund allocated to Sonitpur						
2024-25				2025-26			2024-25				2025-26		
Fresh approval				Fresh approval			Fresh approval				Fresh approval		
Mesure of quantity/ Target	Quantity/ Target	Avr. Unit Cost (In lakh)	Fin. Allocation (Rs. in lakh)	Quantity/ Target	Avr. Unit Cost (In lakh)	Fin. Allocation (Rs. in lakh)	Mesure of quantity/ Target	Quantity/ Target	Avr. Unit Cost (In lakh)	Fin. Allocation (Rs. in lakh)	Quantity/ Target	Avr. Unit Cost (In lakh)	Fin. Allocation (Rs. in lakh)
No of Patient	240	0.0005	0.1200	240	0.0005	0.120	No of Patient	600	0.0005	0.3000	600	0.0005	0.300
0	539	1.465	4.135	539	1.465	4.135	0	898	2.465	6.930	898	2.465	6.930
No of Patient	350	0.005	1.7500	350	0.005	1.750	No of Patient	420	0.005	2.1000	420	0.005	2.100
No of Patient	120	0.005	0.6000	120	0.005	0.600	No of Patient	120	0.005	0.6000	120	0.005	0.600
No. of Scheme	1	1	1.0000	1	1	1.000	No. of Scheme	1	2	2.0000	1	2	2.000
No of Activity	1	0.45	0.4500	1	0.45	0.450	No of Activity	1	0.45	0.4500	1	0.45	0.450
No of Patient	67	0.005	0.3350	67	0.005	0.335	No of Patient	356	0.005	1.7800	356	0.005	1.780

National Health Mission, Assam

29-Fund allocated to Sivsagar							30-Fund allocated to Sonitpur						
2024-25				2025-26			2024-25				2025-26		
Fresh approval				Fresh approval			Fresh approval				Fresh approval		
Measure of quantity/ Target	Quantity/ Target	Avr. Unit Cost (In lakh)	Fin. Allocation (Rs. in lakh)	Quantity/ Target	Avr. Unit Cost (In lakh)	Fin. Allocation (Rs. in lakh)	Measure of quantity/ Target	Quantity/ Target	Avr. Unit Cost (In lakh)	Fin. Allocation (Rs. in lakh)	Quantity/ Target	Avr. Unit Cost (In lakh)	Fin. Allocation (Rs. in lakh)
0	1556	0.0551	34.348	1556	0.0551	34.348	0	1321	0.0551	22.398	1321	0.0551	22.398
No of Patient	1346	0.025	33.6500	1346	0.025	33.650	No of Patient	840	0.025	21.0000	840	0.025	21.000
No of Participants	5	0.0176	0.0880	5	0.0176	0.088	No of Participants	4	0.0176	0.0704	4	0.0176	0.070
No of Participants	13	0.01	0.1300	13	0.01	0.130	No of Participants	18	0.01	0.1800	18	0.01	0.180
No of Patients	192	0.0025	0.4800	192	0.0025	0.480	No of Patients	459	0.0025	1.1475	459	0.0025	1.148

National Health Mission, Assam

29-Fund allocated to Sivsagar							30-Fund allocated to Sonitpur						
2024-25				2025-26			2024-25				2025-26		
Fresh approval				Fresh approval			Fresh approval				Fresh approval		
Mesure of quantity/ Target	Quantity/ Target	Avr. Unit Cost (In lakh)	Fin. Allocation (Rs. in lakh)	Quantity/ Target	Avr. Unit Cost (In lakh)	Fin. Allocation (Rs. in lakh)	Mesure of quantity/ Target	Quantity/ Target	Avr. Unit Cost (In lakh)	Fin. Allocation (Rs. in lakh)	Quantity/ Target	Avr. Unit Cost (In lakh)	Fin. Allocation (Rs. in lakh)
	1309		3.500	1309		3.500		875		2.400	875		2.400
No of activity	109	0.030	3.260	109	0.030	3.260	No of activity	75	0.03	2.240	75	0.03	2.240
No. of poster	1200	0.000	0.240	1200	0.000	0.240	No. of poster	800	0	0.160	800	0.000	0.160
#VALUE!	3	3.312	3.812	3	3.312	3.812	#VALUE!	3	3.312	3.812	3	3.312	3.812
No of activity	2	0.5	1.000	2	0.5	1.000	No of activity	2	0.5	1.000	2	0.5	1.000
No of Batches	1	2.812	2.812	1	2.812	2.812	No of Batches	1	2.812	2.812	1	2.812	2.812

National Health Mission, Assam

29-Fund allocated to Sivsagar							30-Fund allocated to Sonitpur						
2024-25				2025-26			2024-25				2025-26		
Fresh approval				Fresh approval			Fresh approval				Fresh approval		
Mesure of quantity/ Target	Quantity/ Target	Avr. Unit Cost (In lakh)	Fin. Allocation (Rs. in lakh)	Quantity/ Target	Avr. Unit Cost (In lakh)	Fin. Allocation (Rs. in lakh)	Mesure of quantity/ Target	Quantity/ Target	Avr. Unit Cost (In lakh)	Fin. Allocation (Rs. in lakh)	Quantity/ Target	Avr. Unit Cost (In lakh)	Fin. Allocation (Rs. in lakh)
#VALUE!	114795	11.492	142.115	114795	11.492	142.124	#VALUE!	171575	12.917	174.541	171575	12.917	174.552
0	0	0	0	0	0	0	0	0	0	0	0	0	0
0	1	0.15	0.15	1	0.15	0.15	0	1	0.15	0.15	1	0.15	0.15

National Health Mission, Assam

29-Fund allocated to Sivsagar							30-Fund allocated to Sonitpur						
2024-25				2025-26			2024-25				2025-26		
Fresh approval				Fresh approval			Fresh approval				Fresh approval		
Measure of quantity/ Target	Quantity/ Target	Avr. Unit Cost (In lakh)	Fin. Allocation (Rs. in lakh)	Quantity/ Target	Avr. Unit Cost (In lakh)	Fin. Allocation (Rs. in lakh)	Measure of quantity/ Target	Quantity/ Target	Avr. Unit Cost (In lakh)	Fin. Allocation (Rs. in lakh)	Quantity/ Target	Avr. Unit Cost (In lakh)	Fin. Allocation (Rs. in lakh)
			0.00			0.00				0.00			0.00
			0.00			0.00				0.00			0.00
			204.84			199.12				267.48			265.93
In nos.	1200	0.01	6.00	1200	0.01	6.00	In nos.	400	0.01	2.00	400	0.01	2.00
In nos.	1100	0.02	14.00	1200	0.02	14.00	In nos.	800	0.02	11.50	800	0.02	11.50
0.000	0	0	0.00	0	0	0.00	0.000	0	0	0.00	0	0	0.00
0.00	0.000	0.000	0	0	0.00	0.00	0.000	0.000	0	0.000	0	0.00	0.00
0	0	0.00	0.00	0	0.00	0.00	0	0	0.00	0.00	0	0.00	0.00
0	0	0.00	0.00	0	0.00	0.00	0	0	0.00	0.00	0	0.00	0.00
0	0	0.00	0.00	0	0.00	0.00	0	0	0.00	0.00	0	0.00	0.00

National Health Mission, Assam

29-Fund allocated to Sivsagar							30-Fund allocated to Sonitpur						
2024-25				2025-26			2024-25				2025-26		
Fresh approval				Fresh approval			Fresh approval				Fresh approval		
Mesure of quantity/ Target	Quantity/ Target	Avr. Unit Cost (In lakh)	Fin. Allocation (Rs. in lakh)	Quantity/ Target	Avr. Unit Cost (In lakh)	Fin. Allocation (Rs. in lakh)	Mesure of quantity/ Target	Quantity/ Target	Avr. Unit Cost (In lakh)	Fin. Allocation (Rs. in lakh)	Quantity/ Target	Avr. Unit Cost (In lakh)	Fin. Allocation (Rs. in lakh)
In nos.	400	0.00	0.00	400	0.00	0.00	In nos.	400	0.00	0.00	400	0.00	0.00
In nos.	1500	0.00	0.00	1500	0.00	0.00	In nos.	800	0.00	0.00	800	0.00	0.00
0	0	0.00	0.00	0	0.00	0.00	0	0	0.00	0.00	0	0.00	0.00
0	0	0.00	0.00	0	0.00	0.00	0	0	0.00	0.00	0	0.00	0.00
0	1	0.40	0.40	1	0.40	0.40	0	1	0.30	0.30	1	0.30	0.30
	4201		20.40	4301		20.40		2401		13.80	2401		13.80
per district	1	5.22	5.22	1	5.22	5.22	per district	1	5.10	5.10	1	5.10	5.10
per district	1	1.00	1.00	1	1.00	1.00	per district	1	1.00	1.00	1	1.00	1.00
per district	1	0.10	0.10	1	0.10	0.10	per district	1	0.10	0.10	1	0.10	0.10
per district	3.000	0.2655	0.797	5.000	0.2655	1.328	per district	4.000	0.2655	1.062	4.000	0.2655	1.062

National Health Mission, Assam

29-Fund allocated to Sivsagar							30-Fund allocated to Sonitpur						
2024-25				2025-26			2024-25				2025-26		
Fresh approval				Fresh approval			Fresh approval				Fresh approval		
Mesure of quantity/ Target	Quantity/ Target	Avr. Unit Cost (In lakh)	Fin. Allocation (Rs. in lakh)	Quantity/ Target	Avr. Unit Cost (In lakh)	Fin. Allocation (Rs. in lakh)	Mesure of quantity/ Target	Quantity/ Target	Avr. Unit Cost (In lakh)	Fin. Allocation (Rs. in lakh)	Quantity/ Target	Avr. Unit Cost (In lakh)	Fin. Allocation (Rs. in lakh)
per district	1	0.12	0.12	1	0.12	0.12	per district	1	0.12	0.12	1	0.12	0.12
per district	1	1.2672	1.27	1	1.32	1.32	per district	1	0.9548	0.95	1	1.00	1.00
per district	1	0.25	0.25	1	0.25	0.25	per district	1	0.25	0.25	1	0.25	0.25
	9		8.75	11		9.3329		10		8.59	10		8.6356
0	1.00	0.75	0.75	1	0.75	0.75	0	1.00	0.75	0.75	1	0.75	0.75
Per District	1	0.75	0.75	1	0.75	0.75	Per District	1	0.75	0.75	1	0.75	0.75

National Health Mission, Assam

29-Fund allocated to Sivsagar							30-Fund allocated to Sonitpur						
2024-25				2025-26			2024-25				2025-26		
Fresh approval				Fresh approval			Fresh approval				Fresh approval		
Measure of quantity/ Target	Quantity/ Target	Avr. Unit Cost (In lakh)	Fin. Allocation (Rs. in lakh)	Quantity/ Target	Avr. Unit Cost (In lakh)	Fin. Allocation (Rs. in lakh)	Measure of quantity/ Target	Quantity/ Target	Avr. Unit Cost (In lakh)	Fin. Allocation (Rs. in lakh)	Quantity/ Target	Avr. Unit Cost (In lakh)	Fin. Allocation (Rs. in lakh)
0	2.00	-	-	2	-	-	0	2.00	-	-	2	-	-
Per District	1	-	-	1	-	-	Per District	1	-	-	1	-	-
Per District	1	-	-	1	-	-	Per District	1	-	-	1	-	-
	3		0.75	3		0.75		3		0.75	3		0.75
Month wise	12	0.03	0.36	12	0.03	0.36	Month wise	12	0.03	0.36	12	0.03	0.36
Batchwise	1	0.25	0.25	1	0.25	0.25	Batchwise	1	0.25	0.25	1	0.25	0.25
Districtwise	1	0.75	0.75	1	0.75	0.75	Districtwise	1	1.00	1.00	1	1.00	1.00

National Health Mission, Assam

29-Fund allocated to Sivsagar							30-Fund allocated to Sonitpur						
2024-25				2025-26			2024-25				2025-26		
Fresh approval				Fresh approval			Fresh approval				Fresh approval		
Measure of quantity/ Target	Quantity/ Target	Avr. Unit Cost (In lakh)	Fin. Allocation (Rs. in lakh)	Quantity/ Target	Avr. Unit Cost (In lakh)	Fin. Allocation (Rs. in lakh)	Measure of quantity/ Target	Quantity/ Target	Avr. Unit Cost (In lakh)	Fin. Allocation (Rs. in lakh)	Quantity/ Target	Avr. Unit Cost (In lakh)	Fin. Allocation (Rs. in lakh)
College wise	3	0.05	0.15	3	0.05	0.15	College wise	3	0.05	0.15	3	0.05	0.15
Batchwise	1	0.25	0.25	1	0.25	0.25	Batchwise	1	0.25	0.25	1	0.25	0.25
District wise	0	0.25	0.00	0	0.25	0.00	District wise	0	0.25	0.00	0	0.25	0.00

National Health Mission, Assam

29-Fund allocated to Sivsagar							30-Fund allocated to Sonitpur						
2024-25				2025-26			2024-25				2025-26		
Fresh approval				Fresh approval			Fresh approval				Fresh approval		
Mesure of quantity/ Target	Quantity/ Target	Avr. Unit Cost (In lakh)	Fin. Allocation (Rs. in lakh)	Quantity/ Target	Avr. Unit Cost (In lakh)	Fin. Allocation (Rs. in lakh)	Mesure of quantity/ Target	Quantity/ Target	Avr. Unit Cost (In lakh)	Fin. Allocation (Rs. in lakh)	Quantity/ Target	Avr. Unit Cost (In lakh)	Fin. Allocation (Rs. in lakh)
Batchwise	1	0.25	0.25	1	0.25	0.25	Batchwise	1	0.25	0.25	1	0.25	0.25
No. of survey	0	0.20	0.00	0	0.20	0.00	No. of survey	0	0.20	0.00	0	0.20	0.00
	19		2.01	19		2.01		19		2.26	19		2.26
-	-	-	-	-	-	-	-	-	-	-	-	-	-
Per Unit	0	-	-	0	-	-	Per Unit	0	-	-	0	-	-
Per Unit	0	-	-	0	-	-	Per Unit	0	-	-	0	-	-
Per Unit	0	-	-	0	-	-	Per Unit	0	-	-	0	-	-
-	-	-	-	-	-	-	-	-	-	-	-	-	-
Per Unit	0	-	-	0	-	-	Per Unit	0	-	-	0	-	-
Per Unit	0	-	-	0	-	-	Per Unit	0	-	-	0	-	-
Per Unit	0	-	-	0	-	-	Per Unit	0	-	-	0	-	-

National Health Mission, Assam

29-Fund allocated to Sivsagar							30-Fund allocated to Sonitpur						
2024-25				2025-26			2024-25				2025-26		
Fresh approval				Fresh approval			Fresh approval				Fresh approval		
Measure of quantity/ Target	Quantity/ Target	Avr. Unit Cost (In lakh)	Fin. Allocation (Rs. in lakh)	Quantity/ Target	Avr. Unit Cost (In lakh)	Fin. Allocation (Rs. in lakh)	Measure of quantity/ Target	Quantity/ Target	Avr. Unit Cost (In lakh)	Fin. Allocation (Rs. in lakh)	Quantity/ Target	Avr. Unit Cost (In lakh)	Fin. Allocation (Rs. in lakh)
Per Unit	0	-	-	0	-	-	Per Unit	0	-	-	0	-	-
Per Unit	0	-	-	0	-	-	Per Unit	0	-	-	0	-	-
Per Unit	0	-	-	0	-	-	Per Unit	0	-	-	0	-	-
Per Unit	1	1.24	1.24	1	1.24	1.24	Per Unit	1	1.24	1.24	1	1.24	1.24
Per Unit	1	1.36	1.36	1	1.36	1.36	Per Unit	1	1.36	1.36	1	1.36	1.36
Per Unit	0	-	-	0	-	-	Per Unit	0	-	-	0	-	-
Per Unit	0	-	-	0	-	-	Per Unit	0	-	-	0	-	-
Per Unit	0	-	-	0	-	-	Per Unit	0	-	-	0	-	-
Per Unit	0	-	-	0	-	-	Per Unit	0	-	-	0	-	-
Per Unit	-	-	-	-	-	-	Per Unit	-	-	-	-	-	-
Per Unit	0	-	-	0	-	-	Per Unit	0	-	-	0	-	-

National Health Mission, Assam

29-Fund allocated to Sivsagar							30-Fund allocated to Sonitpur						
2024-25				2025-26			2024-25				2025-26		
Fresh approval				Fresh approval			Fresh approval				Fresh approval		
Measure of quantity/ Target	Quantity/ Target	Avr. Unit Cost (In lakh)	Fin. Allocation (Rs. in lakh)	Quantity/ Target	Avr. Unit Cost (In lakh)	Fin. Allocation (Rs. in lakh)	Measure of quantity/ Target	Quantity/ Target	Avr. Unit Cost (In lakh)	Fin. Allocation (Rs. in lakh)	Quantity/ Target	Avr. Unit Cost (In lakh)	Fin. Allocation (Rs. in lakh)
No of IEC materials	0	0.008	0.000	0	0.008	0.000	No of IEC materials	0	0.008	0.000	0	0.008	0.000
per District/State	0	0.344	0.000	0	0.344	0.000	per District/State	0	0.344	0.000	0	0.344	0.000
No of VHNSC	0	0.000	0.000	0	0.000	0.000	No of VHNSC	0	0.000	0.000	0	0.000	0.000
No. Of Batch	2	0.250	0.500	2	0.250	0.500	No. Of Batch	2	0.250	0.500	2	0.250	0.500

National Health Mission, Assam

29-Fund allocated to Sivsagar							30-Fund allocated to Sonitpur						
2024-25				2025-26			2024-25				2025-26		
Fresh approval				Fresh approval			Fresh approval				Fresh approval		
Measure of quantity/ Target	Quantity/ Target	Avr. Unit Cost (In lakh)	Fin. Allocation (Rs. in lakh)	Quantity/ Target	Avr. Unit Cost (In lakh)	Fin. Allocation (Rs. in lakh)	Measure of quantity/ Target	Quantity/ Target	Avr. Unit Cost (In lakh)	Fin. Allocation (Rs. in lakh)	Quantity/ Target	Avr. Unit Cost (In lakh)	Fin. Allocation (Rs. in lakh)
Per HI	0	0.000	0.000	0	0.000	0.000	Per HI	0	0.000	0.000	0	0.000	0.000
Per HI	0	0.000	0.000	0	0.000	0.000	Per HI	0	0.000	0.000	0	0.000	0.000
Per HI	0	0.000	0.000	0	0.000	0.000	Per HI	0	0.000	0.000	0	0.000	0.000
Per HI	0	0.000	0.000	0	0.000	0.000	Per HI	0	0.000	0.000	0	0.000	0.000
Per HI	0	0.000	0.000	0	0.000	0.000	Per HI	0	0.000	0.000	0	0.000	0.000

National Health Mission, Assam

29-Fund allocated to Sivsagar							30-Fund allocated to Sonitpur						
2024-25				2025-26			2024-25				2025-26		
Fresh approval				Fresh approval			Fresh approval				Fresh approval		
Measure of quantity/ Target	Quantity/ Target	Avr. Unit Cost (In lakh)	Fin. Allocation (Rs. in lakh)	Quantity/ Target	Avr. Unit Cost (In lakh)	Fin. Allocation (Rs. in lakh)	Measure of quantity/ Target	Quantity/ Target	Avr. Unit Cost (In lakh)	Fin. Allocation (Rs. in lakh)	Quantity/ Target	Avr. Unit Cost (In lakh)	Fin. Allocation (Rs. in lakh)
Pert Facility	0	0.000	0.000	0	0.000	0.000	Pert Facility	0	0.000	0.000	0	0.000	0.000
Pert Facility	0	0.000	0.000	0	0.000	0.000	Pert Facility	0	0.000	0.000	0	0.000	0.000
No of HF	0	0.100	0.000	0	0.100	0.000	No of HF	0	0.100	0.000	0	0.100	0.000
per equipment	0	2.500	0.000	0	2.500	0.000	per equipment	0	2.500	0.000	0	2.500	0.000
Per state & district	1	0.080	0.080	1	0.080	0.080	Per state & district	1	0.080	0.080	1	0.080	0.080
per workshop	0	0.000	0.000	0	0.000	0.000	per workshop	0	0.000	0.000	0	0.000	0.000

National Health Mission, Assam

29-Fund allocated to Sivsagar							30-Fund allocated to Sonitpur						
2024-25				2025-26			2024-25				2025-26		
Fresh approval				Fresh approval			Fresh approval				Fresh approval		
Measure of quantity/ Target	Quantity/ Target	Avr. Unit Cost (In lakh)	Fin. Allocation (Rs. in lakh)	Quantity/ Target	Avr. Unit Cost (In lakh)	Fin. Allocation (Rs. in lakh)	Measure of quantity/ Target	Quantity/ Target	Avr. Unit Cost (In lakh)	Fin. Allocation (Rs. in lakh)	Quantity/ Target	Avr. Unit Cost (In lakh)	Fin. Allocation (Rs. in lakh)
			0.00			0.00				0.00			0.00
Per Unit	0	-	-	0	-	-	Per Unit	0	-	-	0	-	-
Per Unit	0	-	-	0	-	-	Per Unit	0	-	-	0	-	-
			0.00			0.00				0.00			0.00

National Health Mission, Assam

29-Fund allocated to Sivsagar							30-Fund allocated to Sonitpur						
2024-25				2025-26			2024-25				2025-26		
Fresh approval				Fresh approval			Fresh approval				Fresh approval		
Measure of quantity/ Target	Quantity/ Target	Avr. Unit Cost (In lakh)	Fin. Allocation (Rs. in lakh)	Quantity/ Target	Avr. Unit Cost (In lakh)	Fin. Allocation (Rs. in lakh)	Measure of quantity/ Target	Quantity/ Target	Avr. Unit Cost (In lakh)	Fin. Allocation (Rs. in lakh)	Quantity/ Target	Avr. Unit Cost (In lakh)	Fin. Allocation (Rs. in lakh)
	5	0.060	0.300	5	0.060	0.300		5	0.060	0.300	5	0.060	0.300
	2	0.080	0.160	2	0.080	0.160		2	0.080	0.160	2	0.080	0.160
	82	0.0025	0.205	82	0.0025	0.205		82	0.0025	0.205	82	0.0025	0.205

National Health Mission, Assam

29-Fund allocated to Sivsagar							30-Fund allocated to Sonitpur						
2024-25				2025-26			2024-25				2025-26		
Fresh approval				Fresh approval			Fresh approval				Fresh approval		
Measure of quantity/ Target	Quantity/ Target	Avr. Unit Cost (In lakh)	Fin. Allocation (Rs. in lakh)	Quantity/ Target	Avr. Unit Cost (In lakh)	Fin. Allocation (Rs. in lakh)	Measure of quantity/ Target	Quantity/ Target	Avr. Unit Cost (In lakh)	Fin. Allocation (Rs. in lakh)	Quantity/ Target	Avr. Unit Cost (In lakh)	Fin. Allocation (Rs. in lakh)
	1	1.750	1.750	1	1.750	1.750							
								1	1.000	1.000	1	1.000	1.000
	11	0.050	0.550	11	0.050	0.550		10	0.050	0.500	10	0.050	0.500
	11253		13.81	11474		13.85		11976		22.30	12212		22.36

National Health Mission, Assam

31-Fund allocated to South Salmara							32-Fund allocated to Tinsukia						
2024-25				2025-26			2024-25				2025-26		
Fresh approval				Fresh approval			Fresh approval				Fresh approval		
Mesure of quantity/ Target	Quantity/ Target	Avr. Unit Cost (In lakh)	Fin. Allocation (Rs. in lakh)	Quantity/ Target	Avr. Unit Cost (In lakh)	Fin. Allocation (Rs. in lakh)	Mesure of quantity/ Target	Quantity/ Target	Avr. Unit Cost (In lakh)	Fin. Allocation (Rs. in lakh)	Quantity/ Target	Avr. Unit Cost (In lakh)	Fin. Allocation (Rs. in lakh)
0	1440	0	0.72	1679	0	0.84	0	4752	0	2.38	5543	0	2.77
No. of VHSND session	1440	0.0005	0.72	1679	0.0005	0.84	No. of VHSND session	4752	0.0005	2.38	5543	0.0005	2.77
			0.00			0.00				0.00			0.00
	0		0.00	0	0	0.00		0		0.00	0	0	0.00
	0	0.000	0.00	0	0.00	0.00		0	0.000	0.00	0	0.00	0.00
	0	0.000	0.00	0	0.00	0.00		0	0.000	0.00	0	0.00	0.00
	0	0.000	0.00	0	0.00	0.00		0	0.000	0.00	0	0.00	0.00
	5201	39.57	109.61	5201	36.77	106.81		10367	83.12	225.92	10367	76.21	219.01
No of Home Deliveries	300	0.005	1.50	300	0.005	1.50	No of Home Deliveries	28	0.005	0.14	28	0.005	0.14
No of Istitutional Deliveires (Rural)	4898	0.014	68.57	4898	0.014	68.57	No of Istitutional Deliveires (Rural)	9832	0.014	137.65	9832	0.014	137.65

National Health Mission, Assam

31-Fund allocated to South Salmara							32-Fund allocated to Tinsukia						
2024-25				2025-26			2024-25				2025-26		
Fresh approval				Fresh approval			Fresh approval				Fresh approval		
Mesure of quantity/ Target	Quantity/ Target	Avr. Unit Cost (In lakh)	Fin. Allocation (Rs. in lakh)	Quantity/ Target	Avr. Unit Cost (In lakh)	Fin. Allocation (Rs. in lakh)	Mesure of quantity/ Target	Quantity/ Target	Avr. Unit Cost (In lakh)	Fin. Allocation (Rs. in lakh)	Quantity/ Target	Avr. Unit Cost (In lakh)	Fin. Allocation (Rs. in lakh)
No of Istitutional Deliveires (Urban)	0	0.01	0.00	0	0.01	0.00	No of Istitutional Deliveires (Urban)	504	0.01	5.04	504	0.01	5.04
No of districts	1	0	0.00	1	0	0.00	No of districts	1	1.2	1.20	1	0	0.00
No of districts	1	36.740	36.74	1	36.740	36.74	No of districts	1	76.180	76.18	1	76.180	76.18
No of districts	1	2.80	2.80	1	0	0.00	No of districts	1	5.71	5.71	1	0	0.00
	5	70.17	70.17	5	45.68	45.68		532	158.49	161.93	557	96.30	99.90
No of districts	1	24.49	24.49	1	0	0.00	No of districts	1	62.83	62.83	1	0	0.00
No of complicated pregnancies	2	0.0065	0.01	2	0.0065	0.01	No of complicated pregnancies	529	0.0065	3.44	554	0.0065	3.60
No of districts	1	10.070	10.070	1	10.070	10.070	No of districts	1	38.237	38.237	1	38.877	38.877
No of districts	1	35.60	35.60	1	35.60	35.60	No of districts	1	57.42	57.42	1	57.42	57.42

National Health Mission, Assam

31-Fund allocated to South Salmara							32-Fund allocated to Tinsukia						
2024-25			2025-26				2024-25				2025-26		
Fresh approval			Fresh approval				Fresh approval				Fresh approval		
Mesure of quantity/ Target	Quantity/ Target	Avr. Unit Cost (In lakh)	Fin. Allocation (Rs. in lakh)	Quantity/ Target	Avr. Unit Cost (In lakh)	Fin. Allocation (Rs. in lakh)	Mesure of quantity/ Target	Quantity/ Target	Avr. Unit Cost (In lakh)	Fin. Allocation (Rs. in lakh)	Quantity/ Target	Avr. Unit Cost (In lakh)	Fin. Allocation (Rs. in lakh)
	6123	0.01	42.86	6123	0.01	42.861		12920	0.01	90.44	12920	0.01	90.440
No of Institutional Deliveries	6123	0.007	42.86	6123	0.007	42.86	No of Institutional Deliveries	12920	0.007	90.44	12920	0.007	90.44
	1	1.54	1.54	1	1.60	1.60		1	8.35	8.35	1	8.65	8.65
No of districts	1	1.54	1.54	1	1.60	1.60	No of districts	1	8.35	8.35	1	8.65	8.65
	6		0.21	6		0.21		10		0.25	10		0.25
			0.00			0.00				0.00			0.00
No of districts	1	0.12	0.12	1	0.12	0.12	No of districts	1	0.12	0.12	1	0.12	0.12
No of blocks	2	0.02	0.04	2	0.02	0.04	No of blocks	4	0.02	0.08	4	0.02	0.08
No of districts	1	0.05	0.05	1	0.05	0.05	No of districts	1	0.05	0.05	1	0.05	0.05
No of blocks	2	0	0.00	2	0	0.00	No of blocks	4	0	0.00	4	0	0.00
	0	0	0.00	0	0.00	0.00		0	0.00	0.00	0	0.00	0.00
No of regional institute	0	0	0.00	0	0	0.00	No of regional institute	0	0	0.00	0	0	0.00

National Health Mission, Assam

31-Fund allocated to South Salmara							32-Fund allocated to Tinsukia						
2024-25				2025-26			2024-25				2025-26		
Fresh approval				Fresh approval			Fresh approval				Fresh approval		
Mesure of quantity/ Target	Quantity/ Target	Avr. Unit Cost (In lakh)	Fin. Allocation (Rs. in lakh)	Quantity/ Target	Avr. Unit Cost (In lakh)	Fin. Allocation (Rs. in lakh)	Mesure of quantity/ Target	Quantity/ Target	Avr. Unit Cost (In lakh)	Fin. Allocation (Rs. in lakh)	Quantity/ Target	Avr. Unit Cost (In lakh)	Fin. Allocation (Rs. in lakh)
No of ME	0	0	0.00	0	0	0.00	No of ME	0	0	0.00	0	0	0.00
No of NPM	0	0	0.00	0	0	0.00	No of NPM	0	0	0.00	0	0	0.00
	7		0.22	7		0.22		13		0.27	13		0.27
no of activities	1	0	0.21	1	0.209	0.21	no of activities	1	0.245	0.25	1	0.245	0.25
no of claims	6	0	0.01	6	0	0.01	no of claims	12	0.002	0.02	12	0.002	0.02
			0.00			0.00				0.00			0.00
			0.00			0.00				0.00			0.00
	145		0.36	151		0.37		2033		6.48	2117		6.60
No of cases	142	0.0015	0.21	148	0.0015	0.22	No of cases	2027	0.0015	3.04	2111	0.0015	3.17
	0	0	0.00	0	0	0.00		0	0	0.00	0	0	0.00
	0	0	0.00	0	0	0.00		0	0	0.00	0	0	0.00
	0	0	0.00	0	0	0.00		0	0	0.00	0	0	0.00
	0	0	0.00	0	0	0.00	No of batch	2	1.396	2.79	2	1.396	2.79
	0	0	0.00	0	0	0.00	No of batch	1	0.502	0.50	1	0.502	0.50

National Health Mission, Assam

31-Fund allocated to South Salmara							32-Fund allocated to Tinsukia						
2024-25				2025-26			2024-25				2025-26		
Fresh approval				Fresh approval			Fresh approval				Fresh approval		
Mesure of quantity/ Target	Quantity/ Target	Avr. Unit Cost (In lakh)	Fin. Allocation (Rs. in lakh)	Quantity/ Target	Avr. Unit Cost (In lakh)	Fin. Allocation (Rs. in lakh)	Mesure of quantity/ Target	Quantity/ Target	Avr. Unit Cost (In lakh)	Fin. Allocation (Rs. in lakh)	Quantity/ Target	Avr. Unit Cost (In lakh)	Fin. Allocation (Rs. in lakh)
0	0	0	0.00	0	0	0.00	0	0	0	0.00	0	0	0.00
No of meeting	1	0.072	0.07	1	0.072	0.07	No of meeting	1	0.072	0.07	1	0.072	0.07
No of meeting	2	0	0.07	2	0.036	0.07	No of meeting	2	0.036	0.07	2	0.036	0.07
			0.00			0.00				0.00			0.00
0	0	0	0.00	0	0	0.00	0	0	0	0.00	0	0	0.00
0	0	0	0.00	0	0	0.00	0	0	0	0.00	0	0	0.00
0	0	0	0.00	0	0	0.00	0	0	0	0.00	0	0	0.00
0	0	0	0.00	0	0	0.00	0	0	0	0.00	0	0	0.00
0	0	0	0.00	0	0	0.00	0	0	0	0.00	0	0	0.00
0	0	0	0.00	0	0	0.00	0	0	0	0.00	0	0	0.00
0	0	0.00	0.00	0	0.00	0.00	0	0	0.00	0.00	0	0.00	0.00
0	0	0.00	0.00	0	0.00	0.00	0	0	0.00	0.00	0	0.00	0.00
0	0	0.00	0.00	0	0.00	0.00	0	0	0.00	0.00	0	0.00	0.00

National Health Mission, Assam

31-Fund allocated to South Salmara							32-Fund allocated to Tinsukia							
2024-25				2025-26			2024-25				2025-26			
Fresh approval				Fresh approval			Fresh approval				Fresh approval			
Measure of quantity/ Target	Quantity/ Target	Avr. Unit Cost (In lakh)	Fin. Allocation (Rs. in lakh)	Quantity/ Target	Avr. Unit Cost (In lakh)	Fin. Allocation (Rs. in lakh)	Measure of quantity/ Target	Quantity/ Target	Avr. Unit Cost (In lakh)	Fin. Allocation (Rs. in lakh)	Quantity/ Target	Avr. Unit Cost (In lakh)	Fin. Allocation (Rs. in lakh)	
	0	0	0.00	0	0.00	0.00		0	0	0.00	0.00	0	0.00	0.00
	0	0	0.00	0	0.00	0.00		0	0	0.00	0.00	0	0.00	0.00
	0	0	0.00	0	0.00	0.00		0	0	0.00	0.00	0	0.00	0.00
			0.00			0.00				0.00			0.00	
	0	0	0.00	0	0.00	0.00		0	0	0.00	0.00	0	0.00	0.00
	0	0	0.00	0	0.00	0.00		0	0	0.00	0.00	0	0.00	0.00
	6		0.12	6		0.12		15		0.30	15		0.30	
no of visits	6	0.02	0.12	6	0.02	0.12	no of visits	15	0.02	0.30	15	0.02	0.30	
	0	0	0.00	0	0.00	0.00		0	0	0.00	0.00	0	0.00	0.00
	77		1.85	77		1.85		344		8.26	344		8.26	
No of ANMs	77	0	1.85	77	0.024	1.85	No of ANMs	344	0.024	8.26	344	0.024	8.26	
			0.00			0.00				0.00			0.00	

National Health Mission, Assam

31-Fund allocated to South Salmara							32-Fund allocated to Tinsukia						
2024-25				2025-26			2024-25				2025-26		
Fresh approval				Fresh approval			Fresh approval				Fresh approval		
Measure of quantity/ Target	Quantity/ Target	Avr. Unit Cost (In lakh)	Fin. Allocation (Rs. in lakh)	Quantity/ Target	Avr. Unit Cost (In lakh)	Fin. Allocation (Rs. in lakh)	Measure of quantity/ Target	Quantity/ Target	Avr. Unit Cost (In lakh)	Fin. Allocation (Rs. in lakh)	Quantity/ Target	Avr. Unit Cost (In lakh)	Fin. Allocation (Rs. in lakh)
	11069		49.63	8821		39.94		19519		43.82	20422		44.61
no of claims	2614	0	3.92	0	0.000	0.00				0.00			0.00
no of claims	7474	0	11.21	7848	0.002	11.77	no of claims	17879	0.002	26.82	18773	0.002	28.16
no of claims	843	0	0.84	843	0.001	0.84	no of claims	1282	0.001	1.28	1282	0.001	1.28
			0.00			0.00				0.00			0.00
0	0	0.00	0.00	0	0.00	0.00	0	0	0.00	0.00	0	0.00	0.00
			0.00			0.00				0.00			0.00
			0.00			0.00				0.00			0.00
			0.00			0.00				0.00			0.00
			0.00			0.00				0.00			0.00
			0.00			0.00				0.00			0.00
			0.00			0.00				0.00			0.00
0	0	0.00	0.00	0	0.00	0.00	0	0	0.00	0.00	0	0.00	0.00
			0.00			0.00				0.00			0.00
no of activities	8	3	24.99	8	3	24.99				0.00			0.00

National Health Mission, Assam

31-Fund allocated to South Salmara							32-Fund allocated to Tinsukia						
2024-25				2025-26			2024-25				2025-26		
Fresh approval				Fresh approval			Fresh approval				Fresh approval		
Measure of quantity/ Target	Quantity/ Target	Avr. Unit Cost (In lakh)	Fin. Allocation (Rs. in lakh)	Quantity/ Target	Avr. Unit Cost (In lakh)	Fin. Allocation (Rs. in lakh)	Measure of quantity/ Target	Quantity/ Target	Avr. Unit Cost (In lakh)	Fin. Allocation (Rs. in lakh)	Quantity/ Target	Avr. Unit Cost (In lakh)	Fin. Allocation (Rs. in lakh)
0	0	0	0.00	0	0	0.00	0	0	0	0.00	0	0	0.00
0	0	0	0.00	0	0	0.00	No of batch	7	1.65	11.55	7	1.65	11.55
0	0	0	0.00	0	0	0.00	0	0	0	0.00	0	0	0.00
No of batch	1	0.2904	0.29	1	0.2904	0.29	No of batch	1	0.2904	0.29	1	0.2904	0.29
No of batch	1	0.3564	0.36	1	0.3564	0.36	No of batch	1	0.3564	0.36	1	0.3564	0.36
0.000	0	0	0.00	0	0.000	0.00	0.000	0	0.0000	0.00	0	0.0000	0.00
No of batch	2	0.6963	1.39	2	0.6963	1.39	No of batch	3	0.6963	2.09	3	0.6963	2.09
			0.00			0.00				0.00			0.00
			0.00			0.00				0.00			0.00
			0.00			0.00				0.00			0.00
			0.00			0.00				0.00			0.00
			0.00			0.00				0.00			0.00
			0.00			0.00				0.00			0.00
no of caes	115	0	0.29	118	0.003	0.30	no ofcases	345	0.003	0.86	355	0.003	0.89

National Health Mission, Assam

31-Fund allocated to South Salmara							32-Fund allocated to Tinsukia						
2024-25				2025-26			2024-25				2025-26		
Fresh approval				Fresh approval			Fresh approval				Fresh approval		
Measure of quantity/ Target	Quantity/ Target	Avr. Unit Cost (In lakh)	Fin. Allocation (Rs. in lakh)	Quantity/ Target	Avr. Unit Cost (In lakh)	Fin. Allocation (Rs. in lakh)	Measure of quantity/ Target	Quantity/ Target	Avr. Unit Cost (In lakh)	Fin. Allocation (Rs. in lakh)	Quantity/ Target	Avr. Unit Cost (In lakh)	Fin. Allocation (Rs. in lakh)
no of waiting home	11	1	6.34	0	0.000	0.00	no of waiting home	1	0.576	0.58	0	0.000	0.00
0	0	0	0.00	0	0.000	0.00	0	0	0.000	0.00	0	0.000	0.00
	0		0.00	0		0.00		1600		217.60	0		0.00
			0.00			0.00				0.00			0.00
			0.00			0.00				0.00			0.00
			0.00			0.00				0.00			0.00
			0.00			0.00				0.00			0.00
			0.00			0.00				0.00			0.00
0	0	0.00	0.00	0	0.00	0.00	0	0	0.00	0.00	0	0.00	0.00
0	0	0.00	0.00	0	0.00	0.00	0	1600	0.14	217.60	0	0.00	0.00
			277.29			240.50				765.99			481.06

National Health Mission, Assam

31-Fund allocated to South Salmara							32-Fund allocated to Tinsukia						
2024-25			2025-26				2024-25				2025-26		
Fresh approval			Fresh approval				Fresh approval				Fresh approval		
Measure of quantity/ Target	Quantity/ Target	Avr. Unit Cost (In lakh)	Fin. Allocation (Rs. in lakh)	Quantity/ Target	Avr. Unit Cost (In lakh)	Fin. Allocation (Rs. in lakh)	Measure of quantity/ Target	Quantity/ Target	Avr. Unit Cost (In lakh)	Fin. Allocation (Rs. in lakh)	Quantity/ Target	Avr. Unit Cost (In lakh)	Fin. Allocation (Rs. in lakh)
Clinics	25	0.00375	0.09375	25	0.00375	0.09375	Clinics	100	0.00375	0.375	100	0.00375	0.375
Lumpsum	1	0.3	0.3	1	0.3	0.3	Lumpsum	1	0.3	0.3	1	0.3	0.3
Number	1	0.5	0.5	1	0.5	0.5	Number	1	0.5	0.5	1	0.5	0.5
							Lumpsum	1	0.5	0.5	0.000	0	0.000
	27		0.89375	27		0.89375		103		1.675	102		1.175
	21		17.74	16		17.18		40		35.38	30		34.27
4	4	4.2	16.80	4	4.2	16.80	8	8	4.2	33.60	8	4.2	33.60
4	4	0.036	0.144	4	0.036	0.144	8	8	0.036	0.288	8	0.036	0.288
4	4	0.023	0.092			0.00	8	8	0.023	0.184			0.00
			0.00			0.00				0.00			0.00

National Health Mission, Assam

31-Fund allocated to South Salmara							32-Fund allocated to Tinsukia						
2024-25				2025-26			2024-25				2025-26		
Fresh approval				Fresh approval			Fresh approval				Fresh approval		
Measure of quantity/ Target	Quantity/ Target	Avr. Unit Cost (In lakh)	Fin. Allocation (Rs. in lakh)	Quantity/ Target	Avr. Unit Cost (In lakh)	Fin. Allocation (Rs. in lakh)	Measure of quantity/ Target	Quantity/ Target	Avr. Unit Cost (In lakh)	Fin. Allocation (Rs. in lakh)	Quantity/ Target	Avr. Unit Cost (In lakh)	Fin. Allocation (Rs. in lakh)
1	1	0.46	0.46			0.00	2	2	0.463	0.93			0.00
			0.00			0.00				0.00			0.00
8	8	0.030	0.24	8	0.030	0.24	14	14	0.027	0.38	14	0.027	0.38
	34		0.700	35		1.057		79		2.940	80		3.297
0	0	0	0.00	0	0	0.00	0	0	0	0.00	0	0	0.00
30	30	0.010	0.30	30	0.010	0.30	70	70	0.010	0.70	70	0.010	0.70
			0.00			0.00	1	1	1.440	1.44	1	1.440	1.44
			0.00			0.00				0.00			0.00
			0.00			0.00				0.00			0.00
			0.00	1	0.357	0.36				0.00	1	0.357	0.36
			0.00			0.00				0.00			0.00

National Health Mission, Assam

31-Fund allocated to South Salmara							32-Fund allocated to Tinsukia						
2024-25				2025-26			2024-25				2025-26		
Fresh approval				Fresh approval			Fresh approval				Fresh approval		
Mesure of quantity/ Target	Quantity/ Target	Avr. Unit Cost (In lakh)	Fin. Allocation (Rs. in lakh)	Quantity/ Target	Avr. Unit Cost (In lakh)	Fin. Allocation (Rs. in lakh)	Mesure of quantity/ Target	Quantity/ Target	Avr. Unit Cost (In lakh)	Fin. Allocation (Rs. in lakh)	Quantity/ Target	Avr. Unit Cost (In lakh)	Fin. Allocation (Rs. in lakh)
			0.00			0.00				0.00			0.00
			0.00			0.00				0.00			0.00
4	4	0.100	0.40	4	0.100	0.40	8	8	0.100	0.80	8	0.100	0.80
	55		18.44	51		18.24		119		38.32	110		37.56
	9406.733	23.384	46.888	9594.787	21.372	45.346		16252.089	44.080	84.696	16577.031	55.547	96.974
Nos	9403	0.0025	23.507	9591	0.0025	23.977	Nos	16247	0.0025	40.618	16572	0.0025	41.430
Nos							Nos	1	2.61	2.608	1	2.046	2.046
Nos							Nos						
Nos	1	19.91	19.910	1	20.77	20.773	Nos	1	21.53	21.529	1	31.97	31.965
Nos							Nos						

National Health Mission, Assam

31-Fund allocated to South Salmara							32-Fund allocated to Tinsukia						
2024-25				2025-26			2024-25				2025-26		
Fresh approval				Fresh approval			Fresh approval				Fresh approval		
Measure of quantity/ Target	Quantity/ Target	Avr. Unit Cost (In lakh)	Fin. Allocation (Rs. in lakh)	Quantity/ Target	Avr. Unit Cost (In lakh)	Fin. Allocation (Rs. in lakh)	Measure of quantity/ Target	Quantity/ Target	Avr. Unit Cost (In lakh)	Fin. Allocation (Rs. in lakh)	Quantity/ Target	Avr. Unit Cost (In lakh)	Fin. Allocation (Rs. in lakh)
Nos	1	0.27	0.270	1	0.27	0.270	Nos	1	0.88	0.880	1	0.88	0.880
Nos							Nos						
Nos	1	0.312	0.312	1	0.326	0.326	Nos	1	0.276	0.276	1	0.423	0.423
Nos	1	2.89	2.890	1	0	0.000	Nos	1	18.785	18.785	1	20.23	20.230
Nos							Nos						
Nos							Nos						
	27	10.91515	11.796	25	8.19515	9.076		80	11.115352	25.978	76	7.971352	22.534
Nos	1.000	5	5.000	1	5	5.000	Nos	3	4.6666667	14.000	3.000	4.666667	14.000
Nos	2	0.15	0.300	2	0.15	0.300	Nos	7	0.543	1.780	7	0.54	1.780
Nos	16	0.05	0.780	16	0.05	0.780	Nos	55	0.05	2.960	55	0.05	2.960
Nos	1	0.30	0.300	1	0.30	0.300	Nos	3	0.23	0.700	3	0.33	1.000
Nos							Nos						

National Health Mission, Assam

31-Fund allocated to South Salmara							32-Fund allocated to Tinsukia						
2024-25				2025-26			2024-25				2025-26		
Fresh approval				Fresh approval			Fresh approval				Fresh approval		
Measure of quantity/ Target	Quantity/ Target	Avr. Unit Cost (In lakh)	Fin. Allocation (Rs. in lakh)	Quantity/ Target	Avr. Unit Cost (In lakh)	Fin. Allocation (Rs. in lakh)	Measure of quantity/ Target	Quantity/ Target	Avr. Unit Cost (In lakh)	Fin. Allocation (Rs. in lakh)	Quantity/ Target	Avr. Unit Cost (In lakh)	Fin. Allocation (Rs. in lakh)
Nos							Nos						
Nos							Nos						
Nos							Nos						
Nos							Nos						
Nos of Batches	1	1.416	1.416				Nos of Batches	1	1.416	1.416			
Nos of Batches	1	1.328	1.328	1	1.328	1.328	Nos of Batches	1	1.328	1.328			

National Health Mission, Assam

31-Fund allocated to South Salmara							32-Fund allocated to Tinsukia						
2024-25				2025-26			2024-25				2025-26		
Fresh approval				Fresh approval			Fresh approval				Fresh approval		
Measure of quantity/ Target	Quantity/ Target	Avr. Unit Cost (In lakh)	Fin. Allocation (Rs. in lakh)	Quantity/ Target	Avr. Unit Cost (In lakh)	Fin. Allocation (Rs. in lakh)	Measure of quantity/ Target	Quantity/ Target	Avr. Unit Cost (In lakh)	Fin. Allocation (Rs. in lakh)	Quantity/ Target	Avr. Unit Cost (In lakh)	Fin. Allocation (Rs. in lakh)
Nos of Batches	1	1.304	1.304				Nos of Batches	1	1.304	1.304	1	1.304	1.304
Nos of Batches							Nos of Batches						
Nos of Batches							Nos of Batches						
Nos of Batches							Nos of Batches						
Nos of Batches							Nos of Batches						
Nos of Batches							Nos of Batches						
Nos							Nos						
Nos							Nos						
Nos	1	0.7254	0.725	1	0.7254	0.725	Nos	1	0.3772	0.377	1	0.3772	0.377
Nos							Nos						
Nos	1.000	0.200	0.200	1.000	0.200	0.200	Nos	2.000	0.200	0.400	2.000	0.200	0.400
Nos	1.000	0	0.060	1.000	0	0.060	Nos	3	0.11	0.330	3	0.11	0.330

National Health Mission, Assam

31-Fund allocated to South Salmara							32-Fund allocated to Tinsukia						
2024-25				2025-26			2024-25				2025-26		
Fresh approval				Fresh approval			Fresh approval				Fresh approval		
Measure of quantity/ Target	Quantity/ Target	Avr. Unit Cost (In lakh)	Fin. Allocation (Rs. in lakh)	Quantity/ Target	Avr. Unit Cost (In lakh)	Fin. Allocation (Rs. in lakh)	Measure of quantity/ Target	Quantity/ Target	Avr. Unit Cost (In lakh)	Fin. Allocation (Rs. in lakh)	Quantity/ Target	Avr. Unit Cost (In lakh)	Fin. Allocation (Rs. in lakh)
Nos							Nos						
Nos							Nos						
	1	0.383	0.383	1	0.383	0.383		1	0.383	0.383	1	0.383	0.383
Nos							Nos	2	0.5	1.000			
	2.000	3.452	3.452	2.000	3.012	3.012		2.000	4.038	4.038	2.000	3.610	3.610
Nos	1	2.6325	2.633	1	2.18	2.180	Nos	1	2.6325	2.633	1	2.18	2.180
	1	0.819	0.819	1	0.83	0.832		1	1.405	1.405	1	1.43	1.430
Nos							Nos						
	9	0.9202	2.525	8.95	0.9202	2.506		14	1.9887	4.866	14	1.9887	4.866
Nos	1	0.1	0.100	1	0.1	0.100	Nos	1	0.1	0.100	1	0.1	0.100
Nos							Nos						
Nos	2	0.085	0.170	2	0.085	0.170	Nos	4	0.0725	0.290	4	0.0725	0.290
Nos	5	0.38	1.900	4.95	0.38	1.881	Nos	8	0.38	3.040	8	0.38	3.040

National Health Mission, Assam

31-Fund allocated to South Salmara							32-Fund allocated to Tinsukia						
2024-25			2025-26				2024-25				2025-26		
Fresh approval			Fresh approval				Fresh approval				Fresh approval		
Measure of quantity/ Target	Quantity/ Target	Avr. Unit Cost (In lakh)	Fin. Allocation (Rs. in lakh)	Quantity/ Target	Avr. Unit Cost (In lakh)	Fin. Allocation (Rs. in lakh)	Measure of quantity/ Target	Quantity/ Target	Avr. Unit Cost (In lakh)	Fin. Allocation (Rs. in lakh)	Quantity/ Target	Avr. Unit Cost (In lakh)	Fin. Allocation (Rs. in lakh)
	1	0.3552	0.355	1	0.3552	0.355		1	1.4362	1.436	1	1.4362	1.436
	2	7.976	7.976	2	7.585	7.585		2	13.496	13.496	2	13.125	13.125
Nos	1	1.0	1.000	1	1	1.000	Nos	1	3.0	3.000	1	3	3.000
Nos							Nos						
Nos							Nos						
Nos	1	6.976	6.976	1	6.585	6.585	Nos	1	10.496	10.496	1	10.125	10.125
Nos							Nos						
	1	3	3.000	1	3	3.000		1	3	3.000	1	3	3.000

National Health Mission, Assam

31-Fund allocated to South Salmara							32-Fund allocated to Tinsukia						
2024-25				2025-26			2024-25				2025-26		
Fresh approval				Fresh approval			Fresh approval				Fresh approval		
Measure of quantity/ Target	Quantity/ Target	Avr. Unit Cost (In lakh)	Fin. Allocation (Rs. in lakh)	Quantity/ Target	Avr. Unit Cost (In lakh)	Fin. Allocation (Rs. in lakh)	Measure of quantity/ Target	Quantity/ Target	Avr. Unit Cost (In lakh)	Fin. Allocation (Rs. in lakh)	Quantity/ Target	Avr. Unit Cost (In lakh)	Fin. Allocation (Rs. in lakh)
Nos	1	3	3.000	1	3	3.000	Nos	1	3	3.000	1	3	3.000
	1	0.375	0.375	1	0.375	0.375		1	3.848	3.848	1	4.0975	4.098
Nos	1	0.375	0.375	1	0.375	0.375	Nos	1	3.848	3.848	1	4.098	4.098
	0	0	0.000	0	0	0.000		0	0	0.000	0	0	0.000
Nos							Nos						
	0	0	0	0	0	0		0	0	0	0	0	0
Nos							Nos						
	9449		76.012	9635		70.900		16352		139.922	16673		148.207
			76.65			76.91				130.75			130.98

National Health Mission, Assam

31-Fund allocated to South Salmara							32-Fund allocated to Tinsukia						
2024-25				2025-26			2024-25				2025-26		
Fresh approval				Fresh approval			Fresh approval				Fresh approval		
Measure of quantity/ Target	Quantity/ Target	Avr. Unit Cost (In lakh)	Fin. Allocation (Rs. in lakh)	Quantity/ Target	Avr. Unit Cost (In lakh)	Fin. Allocation (Rs. in lakh)	Measure of quantity/ Target	Quantity/ Target	Avr. Unit Cost (In lakh)	Fin. Allocation (Rs. in lakh)	Quantity/ Target	Avr. Unit Cost (In lakh)	Fin. Allocation (Rs. in lakh)
No. of DVS+RVS	1	12000.000	0.120	1	12000.000	0.120	No. of DVS+RVS	1	12000.000	0.120	1	12000.000	0.120
months	12	18000.000	2.160	12	18000.000	2.160	months	12	18000.000	2.160	12	18000.000	2.160
Urban Slum	96	625.000	0.603	96	625.000	0.603	Urban Slum	619	625.000	3.866	619	625.000	3.866
Underserved Session per Yr	64	2475.000	1.584	64	2475.000	1.584	Underserved Session per Yr	40	2475.000	0.990	40	2475.000	0.990
Expected Complete Imm, (upto 5 yrs)	12876	225.000	28.971	12987	225.000	29.220	Expected Complete Imm, (upto 5 yrs)	26104	225.000	58.734	26207	225.000	58.965

National Health Mission, Assam

31-Fund allocated to South Salmara							32-Fund allocated to Tinsukia						
2024-25				2025-26			2024-25				2025-26		
Fresh approval				Fresh approval			Fresh approval				Fresh approval		
Measure of quantity/ Target	Quantity/ Target	Avr. Unit Cost (In lakh)	Fin. Allocation (Rs. in lakh)	Quantity/ Target	Avr. Unit Cost (In lakh)	Fin. Allocation (Rs. in lakh)	Measure of quantity/ Target	Quantity/ Target	Avr. Unit Cost (In lakh)	Fin. Allocation (Rs. in lakh)	Quantity/ Target	Avr. Unit Cost (In lakh)	Fin. Allocation (Rs. in lakh)
No. of Batches	4	70934.000	2.912	4	70934.000	2.913	No. of Batches	12	70934.000	8.228	12	70934.000	8.228
BRIDGE Mtng Batch Number	10	18000.000	1.800	10	18000.000	1.800	BRIDGE Mtng Batch Number	31	18000.000	5.580	31	18000.000	5.580
RI/IMI Session Planned	124	900.000	1.114	124	900.000	1.114	RI/IMI Session Planned	331	900.000	2.978	331	900.000	2.978
Beneficiary Infant Target	13300	5.000	0.665	13400	4.990	0.669	Beneficiary Infant Target	26000	5.000	1.300	26100	4.994	1.303
Yearly No. of AVD (HtRA)	3732	200.000	7.464	3732	200.080	7.467	Yearly No. of AVD (HtRA)	1626	200.000	3.252	1626	200.000	3.252
Yearly No. of AVD for Very Hard to Reach Area	1181	450.000	5.313	1181	450.000	5.313	Yearly No. of AVD for Very Hard to Reach Area	126	450.000	0.567	126	450.000	0.567

National Health Mission, Assam

31-Fund allocated to South Salmara							32-Fund allocated to Tinsukia						
2024-25				2025-26			2024-25				2025-26		
Fresh approval				Fresh approval			Fresh approval				Fresh approval		
Measure of quantity/ Target	Quantity/ Target	Avr. Unit Cost (In lakh)	Fin. Allocation (Rs. in lakh)	Quantity/ Target	Avr. Unit Cost (In lakh)	Fin. Allocation (Rs. in lakh)	Measure of quantity/ Target	Quantity/ Target	Avr. Unit Cost (In lakh)	Fin. Allocation (Rs. in lakh)	Quantity/ Target	Avr. Unit Cost (In lakh)	Fin. Allocation (Rs. in lakh)
No. of Participants	25	600.000	0.148	25	600.000	0.148	No. of Participants	27	600.000	0.160	27	600.000	0.160
No. of Sub Centre & Plan. Unit	55	1200.000	0.660	55	1200.000	0.660	No. of Sub Centre & Plan. Unit	164	1200.000	1.968	164	1200.000	1.968
No. of Supervisory Visits planned yearly	646	384.280	2.484	646	384.280	2.484	No. of Supervisory Visits planned yearly	1027	384.280	3.948	1027	384.280	3.948
No. of PHC	2	43000.000	0.860	2	43000.000	0.860	No. of PHC	5	18100.000	0.905	5	18100.000	0.905
			7.31			7.31				17.51			17.51
No. of Beneficiary	62534	11.695	7.313	62534	11.695	7.313	No. of Beneficiary	170011	10.300	17.511	170011	10.300	17.511
	13		1.874	13		1.874		13		1.874	13		1.874

National Health Mission, Assam

31-Fund allocated to South Salmara							32-Fund allocated to Tinsukia						
2024-25				2025-26			2024-25				2025-26		
Fresh approval				Fresh approval			Fresh approval				Fresh approval		
Measure of quantity/ Target	Quantity/ Target	Avr. Unit Cost (In lakh)	Fin. Allocation (Rs. in lakh)	Quantity/ Target	Avr. Unit Cost (In lakh)	Fin. Allocation (Rs. in lakh)	Measure of quantity/ Target	Quantity/ Target	Avr. Unit Cost (In lakh)	Fin. Allocation (Rs. in lakh)	Quantity/ Target	Avr. Unit Cost (In lakh)	Fin. Allocation (Rs. in lakh)
	1993		7.62	1993		7.62		3758		30.19	3700		15.52
0.000	561		9.987	601		10.724	0.000	2717		50.374	2866		53.683
Nos of Camp	10	0.150	1.500	10	0.150	1.500	Nos of Camp	34	0.150	5.100	36	0.150	5.400
	326	0.024	7.924	355	0.024	8.634		1587	0.027	42.534	1700	0.027	45.458
	225	0.002500	0.563	236	0.002500	0.590		1096	0.002500	2.740	1130	0.002500	2.825
		#DIV/0!			#DIV/0!				#DIV/0!			#DIV/0!	
		#DIV/0!			#DIV/0!				#DIV/0!			#DIV/0!	
		#DIV/0!			#DIV/0!				#DIV/0!			#DIV/0!	
		#DIV/0!			#DIV/0!				#DIV/0!			#DIV/0!	
		#DIV/0!			#DIV/0!				#DIV/0!			#DIV/0!	
		#DIV/0!			#DIV/0!				#DIV/0!			#DIV/0!	
		#DIV/0!			#DIV/0!				#DIV/0!			#DIV/0!	
		#DIV/0!			#DIV/0!				#DIV/0!			#DIV/0!	

National Health Mission, Assam

31-Fund allocated to South Salmara							32-Fund allocated to Tinsukia						
2024-25			2025-26				2024-25				2025-26		
Fresh approval			Fresh approval				Fresh approval				Fresh approval		
Measure of quantity/ Target	Quantity/ Target	Avr. Unit Cost (In lakh)	Fin. Allocation (Rs. in lakh)	Quantity/ Target	Avr. Unit Cost (In lakh)	Fin. Allocation (Rs. in lakh)	Measure of quantity/ Target	Quantity/ Target	Avr. Unit Cost (In lakh)	Fin. Allocation (Rs. in lakh)	Quantity/ Target	Avr. Unit Cost (In lakh)	Fin. Allocation (Rs. in lakh)
		#DIV/0!			#DIV/0!				#DIV/0!			#DIV/0!	
0.00	73	#DIV/0!	3.28	83	#DIV/0!	3.68	0.00	259	#DIV/0!	11.44	269	#DIV/0!	11.84
	3	0.160	0.480	3	0.160	0.480		9	0.160	1.440	9	0.160	1.440
	70	0.040	2.800	80	0.040	3.200		250	0.040	10.000	260	0.040	10.400
		#DIV/0!			#DIV/0!				#DIV/0!			#DIV/0!	
		#DIV/0!			#DIV/0!				#DIV/0!			#DIV/0!	
		#DIV/0!			#DIV/0!				#DIV/0!			#DIV/0!	
0.000	6469	#DIV/0!	11.272	6805	#DIV/0!	11.834	0.000	17490	#DIV/0!	31.779	18627	#DIV/0!	33.890
	10	0.050	0.500	11	0.050	0.550		10	0.050	0.500	10	0.050	0.500
	1422	0.0002	0.284	1481	0.0002	0.296		1355	0.0002	0.271	1410	0.0002	0.282
	2458	0.002	5.900	2581	0.002	6.190		7373	0.002	17.700	7742	0.002	18.580
	59	0.003	0.180	74	0.003	0.220		688	0.003	2.060	860	0.003	2.580
	2458	0.001	2.950	2581	0.001	3.100		7373	0.001	8.850	7742	0.001	9.290

National Health Mission, Assam

31-Fund allocated to South Salmara							32-Fund allocated to Tinsukia						
2024-25				2025-26			2024-25				2025-26		
Fresh approval				Fresh approval			Fresh approval				Fresh approval		
Measure of quantity/ Target	Quantity/ Target	Avr. Unit Cost (In lakh)	Fin. Allocation (Rs. in lakh)	Quantity/ Target	Avr. Unit Cost (In lakh)	Fin. Allocation (Rs. in lakh)	Measure of quantity/ Target	Quantity/ Target	Avr. Unit Cost (In lakh)	Fin. Allocation (Rs. in lakh)	Quantity/ Target	Avr. Unit Cost (In lakh)	Fin. Allocation (Rs. in lakh)
	59	0.002	0.090	74	0.001	0.110		688	0.001	1.030	860	0.002	1.290
		#DIV/0!			#DIV/0!			#DIV/0!			#DIV/0!		#DIV/0!
		#DIV/0!			#DIV/0!			#DIV/0!			#DIV/0!		#DIV/0!
	1	0.493	0.4925	1	0.493	0.4925		1	0.493	0.4925	1	0.493	0.4925
	2	0.438	0.875	2	0.438	0.875		2	0.438	0.875	2	0.438	0.875
		#DIV/0!			#DIV/0!			#DIV/0!			#DIV/0!		#DIV/0!
		#DIV/0!			#DIV/0!			#DIV/0!			#DIV/0!		#DIV/0!
		#DIV/0!			#DIV/0!			#DIV/0!			#DIV/0!		#DIV/0!
		#DIV/0!			#DIV/0!			#DIV/0!			#DIV/0!		#DIV/0!
0.000	11082	#DIV/0!	8.827	11182	#DIV/0!	8.887	0.000	10082	#DIV/0!	8.067	10182	#DIV/0!	8.147
	5540	0.000751	4.160	5590	0.000750	4.190		5040	0.000750	3.780	5090	0.000750	3.820
	5540	0.001	4.160	5590	0.001	4.190		5040	0.001	3.780	5090	0.001	3.820
		#DIV/0!			#DIV/0!			#DIV/0!			#DIV/0!		#DIV/0!

National Health Mission, Assam

31-Fund allocated to South Salmara							32-Fund allocated to Tinsukia						
2024-25			2025-26				2024-25				2025-26		
Fresh approval			Fresh approval				Fresh approval				Fresh approval		
Measure of quantity/ Target	Quantity/ Target	Avr. Unit Cost (In lakh)	Fin. Allocation (Rs. in lakh)	Quantity/ Target	Avr. Unit Cost (In lakh)	Fin. Allocation (Rs. in lakh)	Measure of quantity/ Target	Quantity/ Target	Avr. Unit Cost (In lakh)	Fin. Allocation (Rs. in lakh)	Quantity/ Target	Avr. Unit Cost (In lakh)	Fin. Allocation (Rs. in lakh)
	1	0.174	0.1735	1	0.174	0.1735		1	0.174	0.1735	1	0.174	0.1735
	1	0.333	0.333	1	0.333	0.333		1	0.333	0.333	1	0.333	0.333
		#DIV/0!			#DIV/0!			#DIV/0!			#DIV/0!		#DIV/0!
		#DIV/0!			#DIV/0!			#DIV/0!			#DIV/0!		#DIV/0!
		#DIV/0!			#DIV/0!			#DIV/0!			#DIV/0!		#DIV/0!
0.000	3979	#DIV/0!	12.120	4015	#DIV/0!	12.381	0.000	10856	#DIV/0!	30.552	10944	#DIV/0!	31.190
	360	0.001	0.36	378	0.001	0.38		876	0.001	0.88	920	0.001	0.92
	3200	0.001	3.200	3200	0.001	3.200		7700	0.001	7.700	7700	0.001	7.700
	58	0.005	0.280	58	0.005	0.280		1403	0.005	6.730	1403	0.005	6.730
	360	0.013500	4.860	378	0.013500	5.103		876	0.013500	11.826	920	0.013500	12.420
	1	3.420	3.420	1	3.420	3.420		1	3.420	3.420	1	3.420	3.420
		#DIV/0!			#DIV/0!			#DIV/0!			#DIV/0!		#DIV/0!
		#DIV/0!			#DIV/0!			#DIV/0!			#DIV/0!		#DIV/0!
		#DIV/0!			#DIV/0!			#DIV/0!			#DIV/0!		#DIV/0!
0.000	0	#DIV/0!	0.000	0	#DIV/0!	0.000	0.000	0	#DIV/0!	0.000	0	#DIV/0!	0.000

National Health Mission, Assam

31-Fund allocated to South Salmara							32-Fund allocated to Tinsukia						
2024-25				2025-26			2024-25				2025-26		
Fresh approval				Fresh approval			Fresh approval				Fresh approval		
Measure of quantity/ Target	Quantity/ Target	Avr. Unit Cost (In lakh)	Fin. Allocation (Rs. in lakh)	Quantity/ Target	Avr. Unit Cost (In lakh)	Fin. Allocation (Rs. in lakh)	Measure of quantity/ Target	Quantity/ Target	Avr. Unit Cost (In lakh)	Fin. Allocation (Rs. in lakh)	Quantity/ Target	Avr. Unit Cost (In lakh)	Fin. Allocation (Rs. in lakh)
		#DIV/0!			#DIV/0!				#DIV/0!			#DIV/0!	
0.000	2	0.637	0.637	2	0.637	0.637	0.000	4	0.637	1.321	2	0.637	0.637
	1	0.295	0.295	1	0.295	0.295		1	0.295	0.295	1	0.295	0.295
	1	0.342	0.342	1	0.342	0.342		3	0.342	1.026	1	0.342	0.342
0.000	108	0.108	0.852	108	0.108	0.852	0.000	362	0.107	2.536	362	0.107	2.536
	2	0.020	0.04	2	0.020	0.04		5	0.020	0.10	5	0.020	0.10
	2	0.015	0.030	2	0.015	0.030		5	0.015	0.075	5	0.015	0.075
	2	0.030	0.06	2	0.030	0.06		5	0.030	0.15	5	0.030	0.15
	2	0.030	0.06	2	0.030	0.06		5	0.030	0.15	5	0.030	0.15
	50	0.007	0.359	50	0.007	0.359		171	0.006	1.026	171	0.006	1.026

National Health Mission, Assam

31-Fund allocated to South Salmara							32-Fund allocated to Tinsukia						
2024-25			2025-26				2024-25				2025-26		
Fresh approval			Fresh approval				Fresh approval				Fresh approval		
Measure of quantity/ Target	Quantity/ Target	Avr. Unit Cost (In lakh)	Fin. Allocation (Rs. in lakh)	Quantity/ Target	Avr. Unit Cost (In lakh)	Fin. Allocation (Rs. in lakh)	Measure of quantity/ Target	Quantity/ Target	Avr. Unit Cost (In lakh)	Fin. Allocation (Rs. in lakh)	Quantity/ Target	Avr. Unit Cost (In lakh)	Fin. Allocation (Rs. in lakh)
	50	0.006	0.303	50	0.006	0.303		171	0.006	1.035	171	0.006	1.035
0.000	929	#DIV/0!	6.018	903	#DIV/0!	6.013	0.000	10448	#DIV/0!	72.936	10988	#DIV/0!	77.388
	15	0.005	0.080	15	0.005	0.080		50	0.005	0.250	50	0.005	0.250
	53	0.008	0.440	53	0.008	0.440		120	0.005	0.600	120	0.005	0.600
	669	0.005	3.350	736	0.005	3.680		6101	0.005	30.510	6700	0.005	33.500
	55	0.010	0.550	61	0.010	0.610		3720	0.010	37.200	4003	0.010	40.030
		#DIV/0!			#DIV/0!				#DIV/0!			#DIV/0!	
	1	0.165	0.165	1	0.165	0.165		1	0.165	0.165	1	0.165	0.165
		#DIV/0!			#DIV/0!				#DIV/0!			#DIV/0!	
		#DIV/0!			#DIV/0!				#DIV/0!			#DIV/0!	
		#DIV/0!			#DIV/0!				#DIV/0!			#DIV/0!	
		#DIV/0!			#DIV/0!				#DIV/0!			#DIV/0!	

National Health Mission, Assam

31-Fund allocated to South Salmara							32-Fund allocated to Tinsukia						
2024-25			2025-26				2024-25				2025-26		
Fresh approval			Fresh approval				Fresh approval				Fresh approval		
Measure of quantity/ Target	Quantity/ Target	Avr. Unit Cost (In lakh)	Fin. Allocation (Rs. in lakh)	Quantity/ Target	Avr. Unit Cost (In lakh)	Fin. Allocation (Rs. in lakh)	Measure of quantity/ Target	Quantity/ Target	Avr. Unit Cost (In lakh)	Fin. Allocation (Rs. in lakh)	Quantity/ Target	Avr. Unit Cost (In lakh)	Fin. Allocation (Rs. in lakh)
	4	0.025	0.100	4	0.025	0.100		4	0.025	0.100	4	0.025	0.100
		#DIV/0!			#DIV/0!			#DIV/0!			#DIV/0!		#DIV/0!
		#DIV/0!			#DIV/0!			#DIV/0!			#DIV/0!		#DIV/0!
	100	0.004	0.400		#DIV/0!			342	0.004	1.368		#DIV/0!	
		#DIV/0!			#DIV/0!			#DIV/0!			#DIV/0!		#DIV/0!
		#DIV/0!			#DIV/0!			#DIV/0!			#DIV/0!		#DIV/0!
	1	0.423	0.4225	1	0.423	0.4225		1	0.423	0.4225	1	0.423	0.4225
	30	0.005	0.150	31	0.005	0.155		104	0.005	0.520	104	0.005	0.520
	1	0.360	0.360	1	0.360	0.360		5	0.360	1.800	5	0.360	1.800
		#DIV/0!			#DIV/0!			#DIV/0!			#DIV/0!		#DIV/0!
		#DIV/0!			#DIV/0!			#DIV/0!			#DIV/0!		#DIV/0!
		#DIV/0!			#DIV/0!			#DIV/0!			#DIV/0!		#DIV/0!
		#DIV/0!			#DIV/0!			#DIV/0!			#DIV/0!		#DIV/0!
		#DIV/0!			#DIV/0!			#DIV/0!			#DIV/0!		#DIV/0!

National Health Mission, Assam

31-Fund allocated to South Salmara							32-Fund allocated to Tinsukia						
2024-25				2025-26			2024-25				2025-26		
Fresh approval				Fresh approval			Fresh approval				Fresh approval		
Measure of quantity/ Target	Quantity/ Target	Avr. Unit Cost (In lakh)	Fin. Allocation (Rs. in lakh)	Quantity/ Target	Avr. Unit Cost (In lakh)	Fin. Allocation (Rs. in lakh)	Measure of quantity/ Target	Quantity/ Target	Avr. Unit Cost (In lakh)	Fin. Allocation (Rs. in lakh)	Quantity/ Target	Avr. Unit Cost (In lakh)	Fin. Allocation (Rs. in lakh)
0	0	0	0	0	0	0	0	0	0	0	0	0	0
0	0	0	0	0	0	0	0	0	0	0	0	0	0
0	0	0	0	0	0	0	0	0	0	0	0	0	0
0	0	0	0	0	0	0	0	0	0	0	0	0	0
0	0	0	0	0	0	0	0	0	0	0	0	0	0
0	0	0	0	0	0	0	0	0	0	0	0	0	0
0.00	410.00	200.00	0.82	410.00	200.00	0.82	0.00	1403.00	200.00	2.81	1403.00	200.00	2.81
No of ASHA	410.000	200	0.82	410	200.000	0.82	No of ASHA	1403	200.000	2.81	1403.000	200.000	2.81
			0.00			0.00				0.00			0.00

National Health Mission, Assam

31-Fund allocated to South Salmara							32-Fund allocated to Tinsukia						
2024-25			2025-26				2024-25				2025-26		
Fresh approval			Fresh approval				Fresh approval				Fresh approval		
Measure of quantity/ Target	Quantity/ Target	Avr. Unit Cost (In lakh)	Fin. Allocation (Rs. in lakh)	Quantity/ Target	Avr. Unit Cost (In lakh)	Fin. Allocation (Rs. in lakh)	Measure of quantity/ Target	Quantity/ Target	Avr. Unit Cost (In lakh)	Fin. Allocation (Rs. in lakh)	Quantity/ Target	Avr. Unit Cost (In lakh)	Fin. Allocation (Rs. in lakh)
0.00	0.00	0.00	0.00	0.00	0.00	0.00	0.00	0.00	0.00	0.00	0.00	0.00	0.00
			0.0000			0.0000				0.0000			0.0000
0.00	410.00	400.00	1.64	410.00	400.00	1.64	0.00	1403.00	400.00	5.61	1403.00	400.00	5.61
			0.000			0.000				0.000			0.000
NO OF ASHA	410.000	400	1.640	410.000	400.000	1.64	NO OF ASHA	1403	400.000	5.612	1403.000	400.000	5.61
0.00	#####	35501.00	1.93	#####	35501.00	1.93	0.00	98732.00	93001.00	1.92	98732.00	93001.00	1.92
no of children	#####	1	1.576	#####	1	1.576	no of children	98731	1.000	0.987	98731	1.000	0.987
			0.000			0.000				0.000			0.000
			0.000			0.000				0.000			0.000

National Health Mission, Assam

31-Fund allocated to South Salmara							32-Fund allocated to Tinsukia						
2024-25				2025-26			2024-25				2025-26		
Fresh approval				Fresh approval			Fresh approval				Fresh approval		
Measure of quantity/ Target	Quantity/ Target	Avr. Unit Cost (In lakh)	Fin. Allocation (Rs. in lakh)	Quantity/ Target	Avr. Unit Cost (In lakh)	Fin. Allocation (Rs. in lakh)	Measure of quantity/ Target	Quantity/ Target	Avr. Unit Cost (In lakh)	Fin. Allocation (Rs. in lakh)	Quantity/ Target	Avr. Unit Cost (In lakh)	Fin. Allocation (Rs. in lakh)
			0.000			0.000				0.000			0.000
			0.000			0.000				0.000			0.000
no of district	1.000	35500	0.355	1.000	35500	0.355	no of district	1	93000.000	0.930	1	93000.000	0.930
0	1	32000	0.32	1	32000	0.32	0	1	32000	0.32	1	32000	0.32
no of district	1.000	32000.000	0.320	1.000	32000.000	0.320	no of district	1.000	32000.000	0.320	1.000	32000.000	0.320
			15.023			15.135				32.827			35.655
0.000	0.000	0	0.000	0	0.000	0.000	Per Month	1403	0.003	4.207	1403	0.003	4.207
0.000	0.000	0	0.000	0	0.000	0.000	0.000	0	0.000	0.000	0.000	0.000	0
0.000	0.000	0	0.000	0	0.000	0.000	0.000	0	0.000	0.000	0.000	0.000	0
0.000	0.000	0	0.000	0	0.000	0.000	0.000	0	0.000	0.000	0.000	0.000	0

National Health Mission, Assam

31-Fund allocated to South Salmara							32-Fund allocated to Tinsukia						
2024-25				2025-26			2024-25				2025-26		
Fresh approval				Fresh approval			Fresh approval				Fresh approval		
Measure of quantity/ Target	Quantity/ Target	Avr. Unit Cost (In lakh)	Fin. Allocation (Rs. in lakh)	Quantity/ Target	Avr. Unit Cost (In lakh)	Fin. Allocation (Rs. in lakh)	Measure of quantity/ Target	Quantity/ Target	Avr. Unit Cost (In lakh)	Fin. Allocation (Rs. in lakh)	Quantity/ Target	Avr. Unit Cost (In lakh)	Fin. Allocation (Rs. in lakh)
Per District	1.0000	0.2500	0.2500	1.0000	0.2500	0.2500	Per District	1	0.25000	0.250	1.00000	0.25	0.25
Per District	1.0000	0.2500	0.2500	1.0000	0.2500	0.2500	Per District	1.0000	0.2500	0.2500	1.0000	0.2500	0.2500
0	0	0	0	0	0	0	0	0	0	0	0	0	0
Per DPHL	1	2	2.00	1.000	2.000	2.00	Per DPHL	1	2	2	1.000	2.000	2
0	0	0	0	0	0	0	0	0	0	0	0	0	0
0	0	0	0	0	0	0	0	0	0	0	0	0	0
0	0	0	0	0	0	0	0	0	0	0	0	0	0

National Health Mission, Assam

31-Fund allocated to South Salmara							32-Fund allocated to Tinsukia						
2024-25				2025-26			2024-25				2025-26		
Fresh approval				Fresh approval			Fresh approval				Fresh approval		
Measure of quantity/ Target	Quantity/ Target	Avr. Unit Cost (In lakh)	Fin. Allocation (Rs. in lakh)	Quantity/ Target	Avr. Unit Cost (In lakh)	Fin. Allocation (Rs. in lakh)	Measure of quantity/ Target	Quantity/ Target	Avr. Unit Cost (In lakh)	Fin. Allocation (Rs. in lakh)	Quantity/ Target	Avr. Unit Cost (In lakh)	Fin. Allocation (Rs. in lakh)
0	0	0	0	0	0	0	0	0	0	0	0	0	0
0	0	0	0	0	0	0	0	0	0	0	0	0	0
Per District	2.000	0.030	0.060	2.000	0.030	0.060	Per District	2.000	0.030	0.060	2.000	0.030	0.060
0	0	0	0	0	0	0	0	0	0	0	0	0	0
per block	2.000	0.36	0.720	2	0.360	0.720	per Block	4	0.360	1.440	4	0.360	1.44
Per District	1.000	1	0.960	1	0.960	0.960	Per District	1	0.960	0.960	1.000	0.960	1
0	0	0	0	0	0	0	0	0	0	0	0	0	0
0	10	4.305	4.695	10	4.3475	4.7375	0	13	4.305	5.665	13	4.3475	5.7075

National Health Mission, Assam

31-Fund allocated to South Salmara							32-Fund allocated to Tinsukia						
2024-25				2025-26			2024-25				2025-26		
Fresh approval				Fresh approval			Fresh approval				Fresh approval		
Measure of quantity/ Target	Quantity/ Target	Avr. Unit Cost (In lakh)	Fin. Allocation (Rs. in lakh)	Quantity/ Target	Avr. Unit Cost (In lakh)	Fin. Allocation (Rs. in lakh)	Measure of quantity/ Target	Quantity/ Target	Avr. Unit Cost (In lakh)	Fin. Allocation (Rs. in lakh)	Quantity/ Target	Avr. Unit Cost (In lakh)	Fin. Allocation (Rs. in lakh)
No. of MTS	2	0.02	0.04	2	0.02	0.04	No. of MTS	3	0.02	0.06	3	0.02	0.06
							No. of Vehicle	1	0.60	0.60	1	0.65	0.65
Month wise	12	0.10	1.20	12	0.10	1.20	Month wise	12	0.10	1.20	12	0.10	1.20
			10.2195			10.405				18.9413			19.451
case wise	1	0.003	0.003	1	0.003	0.003	case wise	18	0.003	0.05	18	0.003	0.05
Operational cost wise	3	0.375	1.125	3	0.375	1.125	Operational cost wise	6	0.375	2.250	6	0.375	2.250
In litres	100	0.0061	0.61	100	0.0061	0.61	In litres	200	0.0061	1.22	200	0.0061	1.22
Batchwise	2	0.35	0.70	2	0.35	0.70	Batchwise	2	0.35	0.70	2	0.35	0.70

National Health Mission, Assam

31-Fund allocated to South Salmara							32-Fund allocated to Tinsukia						
2024-25				2025-26			2024-25				2025-26		
Fresh approval				Fresh approval			Fresh approval				Fresh approval		
Mesure of quantity/ Target	Quantity/ Target	Avr. Unit Cost (In lakh)	Fin. Allocation (Rs. in lakh)	Quantity/ Target	Avr. Unit Cost (In lakh)	Fin. Allocation (Rs. in lakh)	Mesure of quantity/ Target	Quantity/ Target	Avr. Unit Cost (In lakh)	Fin. Allocation (Rs. in lakh)	Quantity/ Target	Avr. Unit Cost (In lakh)	Fin. Allocation (Rs. in lakh)
Districtwise	1	0.40	0.40	1	0.40	0.40	Districtwise	1	1.10	1.10	1	1.10	1.10
Districtwise	1	0.50	0.50	1	0.50	0.50	Districtwise	1	1.10	1.10	1	1.10	1.10
			1.800			1.800				4.970			4.970
							District wise	1	0.383	0.383	1	0.383	0.383
							Block wise	4	0.07500	0.300	4	0.07500	0.300
District wise	1	0.35	0.35	1	0.35	0.35							
District wise	1	5.00	5.00										
District wise	1	0.10	0.10	1	0.10	0.10	District wise	1	0.06	0.06	1	0.06	0.06
District wise	1	0.25	0.25	1	0.25	0.25	District wise	1	3.47	3.47	1	3.47	3.47
District wise	1	0.50	0.50	1	0.50	0.50	District wise	1	3.00	3.00	1	3.00	3.00

National Health Mission, Assam

31-Fund allocated to South Salmara							32-Fund allocated to Tinsukia						
2024-25				2025-26			2024-25				2025-26		
Fresh approval				Fresh approval			Fresh approval				Fresh approval		
Measure of quantity/ Target	Quantity/ Target	Avr. Unit Cost (In lakh)	Fin. Allocation (Rs. in lakh)	Quantity/ Target	Avr. Unit Cost (In lakh)	Fin. Allocation (Rs. in lakh)	Measure of quantity/ Target	Quantity/ Target	Avr. Unit Cost (In lakh)	Fin. Allocation (Rs. in lakh)	Quantity/ Target	Avr. Unit Cost (In lakh)	Fin. Allocation (Rs. in lakh)
District	1	0.20	0.20	1	0.20	0.20	District	1	0.20	0.20	1	0.20	0.20
							District	1	0.15	0.15	1	0.15	0.15
							District	1	0.10	0.10	1	0.10	0.10
							District	1	0.80	0.80	1	0.80	0.80
							District	1	14.800	14.800	1	14.800	14.800
Distyric wise	1	1.50	1.50	1	1.5	1.50							
			7.900			2.900				23.263			23.263
			23.43			18.62				53.88			54.39
0	614	3.704	4.1785	564	3.704	4.1285	0	1198	31.554	32.779	1114	31.554	32.5885
Round	1	0.290	0.290	1	0.290	0.290							
Camp	1	0.100	0.100	1	0.100	0.100	Camp	2	0.200	0.200	2	0.200	0.200
No. of case	5	0.0025	0.013	5	0.0025	0.013	No. of case	72	0.0025	0.180	55	0.0025	0.138

National Health Mission, Assam

31-Fund allocated to South Salmara							32-Fund allocated to Tinsukia						
2024-25				2025-26			2024-25				2025-26		
Fresh approval				Fresh approval			Fresh approval				Fresh approval		
Measure of quantity/ Target	Quantity/ Target	Avr. Unit Cost (In lakh)	Fin. Allocation (Rs. in lakh)	Quantity/ Target	Avr. Unit Cost (In lakh)	Fin. Allocation (Rs. in lakh)	Measure of quantity/ Target	Quantity/ Target	Avr. Unit Cost (In lakh)	Fin. Allocation (Rs. in lakh)	Quantity/ Target	Avr. Unit Cost (In lakh)	Fin. Allocation (Rs. in lakh)
No. of case	2	0.004	0.008	2	0.004	0.008	No. of case	24	0.004	0.096	22	0.004	0.088
No. of case	3	0.006	0.018	3	0.006	0.018	No. of case	48	0.006	0.288	33	0.006	0.198
No. of case	300	0.0005	0.150	300	0.0005	0.150	No. of case	750	0.0005	0.375	750	0.0005	0.375
No. of ASHA	300	0.001	0.300	250	0.001	0.250	No. of ASHA	300	0.001	0.300	250	0.001	0.250
District	1	0.150	0.150	1	0.150	0.150	District	1	0.350	0.350	1	0.350	0.350
Round	1	3.150	3.150	1	3.150	3.150	Round	1	30.990	30.990	1	30.990	30.990
0	32	0.007	0.104	32	0.007	0.104	0	240	0.007	0.78	240	0.007	0.78
Foot wear	8	0.004	0.032	8	0.004	0.032	Foot wear	60	0.004	0.240	60	0.004	0.240
No. of Kits	24	0.003	0.072	24	0.003	0.072	No. of Kits	180	0.003	0.540	180	0.003	0.540
0.00	7.00	1.69	2.56	7.00	1.69	2.56	0.00	7.00	1.69	2.56	7.00	1.69	2.56
No. of batch	3	0.43	1.300	3	0.43	1.300	No. of batch	3	0.43	1.300	3	0.43	1.300

National Health Mission, Assam

31-Fund allocated to South Salmara							32-Fund allocated to Tinsukia						
2024-25				2025-26			2024-25				2025-26		
Fresh approval				Fresh approval			Fresh approval				Fresh approval		
Measure of quantity/ Target	Quantity/ Target	Avr. Unit Cost (In lakh)	Fin. Allocation (Rs. in lakh)	Quantity/ Target	Avr. Unit Cost (In lakh)	Fin. Allocation (Rs. in lakh)	Measure of quantity/ Target	Quantity/ Target	Avr. Unit Cost (In lakh)	Fin. Allocation (Rs. in lakh)	Quantity/ Target	Avr. Unit Cost (In lakh)	Fin. Allocation (Rs. in lakh)
No. of District	1	0.200	0.200	1	0.200	0.200	No. of District	1	0.200	0.200	1	0.200	0.200
No. of District	1	0.100	0.100	1	0.100	0.100	No. of District	1	0.100	0.100	1	0.100	0.100
District	1	0.600	0.600	1	0.600	0.600	District	1	0.600	0.600	1	0.600	0.600
District	1	0.360	0.360	1	0.360	0.360	District	1	0.360	0.360	1	0.360	0.360
653				603			6.793				1361		
0	27821	5.99675	19.058	27821	5.99683	19.062	0	63536	6.61675	41.893	63536	6.61683	41.904

National Health Mission, Assam

31-Fund allocated to South Salmara							32-Fund allocated to Tinsukia						
2024-25				2025-26			2024-25				2025-26		
Fresh approval				Fresh approval			Fresh approval				Fresh approval		
Measure of quantity/ Target	Quantity/ Target	Avr. Unit Cost (In lakh)	Fin. Allocation (Rs. in lakh)	Quantity/ Target	Avr. Unit Cost (In lakh)	Fin. Allocation (Rs. in lakh)	Measure of quantity/ Target	Quantity/ Target	Avr. Unit Cost (In lakh)	Fin. Allocation (Rs. in lakh)	Quantity/ Target	Avr. Unit Cost (In lakh)	Fin. Allocation (Rs. in lakh)
No. of Patient	200	0.01	2.000	200	0.01	2.000	No. of Patient	1200	0.01	12.000	1200	0.01	12.000
	2000	0.00025	0.500	2000	0.00025	0.500		5000	0.00025	1.250	5000	0.00025	1.250
	23700	0.00010	2.370	23700	0.00010	2.370		53600	0.00010	5.360	53600	0.00010	5.360
			0.000			0.000				0.000			0.000
			0.000			0.000				0.000			0.000
			0.000			0.000				0.000			0.000
No. of DTC	1	0.500	0.500	1	0.500	0.500	No. of DTC	1	0.500	0.500	1	0.500	0.500
No. of DDS	1	0.200	0.200	1	0.200	0.200	No. of DDS	1	0.200	0.200	1	0.200	0.200
No of TU	2	0.200	0.400	2	0.200	0.400	No of TU	4	0.200	0.800	4	0.200	0.800
No. of DMC	6	0.05	0.300	6	0.05	0.300	No. of DMC	18	0.05	0.900	18	0.05	0.900
			0.000			0.000				0.000			0.000
			0.000			0.000				0.000			0.000
			0.000			0.000				0.000			0.000
No. of Machine	8	0.04	0.320	8	0.04	0.320	No. of Machine	20	0.04	0.800	20	0.04	0.800
			0.000			0.000				0.000			0.000
No. of Str	1	0.515	0.515	1	0.515	0.515	No. of Str	1	0.515	0.515	1	0.515	0.515

National Health Mission, Assam

31-Fund allocated to South Salmara							32-Fund allocated to Tinsukia						
2024-25				2025-26			2024-25				2025-26		
Fresh approval				Fresh approval			Fresh approval				Fresh approval		
Measure of quantity/ Target	Quantity/ Target	Avr. Unit Cost (In lakh)	Fin. Allocation (Rs. in lakh)	Quantity/ Target	Avr. Unit Cost (In lakh)	Fin. Allocation (Rs. in lakh)	Measure of quantity/ Target	Quantity/ Target	Avr. Unit Cost (In lakh)	Fin. Allocation (Rs. in lakh)	Quantity/ Target	Avr. Unit Cost (In lakh)	Fin. Allocation (Rs. in lakh)
			0.000			0.000				0.000			0.000
No. of items	1800	0.00238	4.284	1800	0.00238	4.284	No. of items	3500	0.00238	8.330	3500	0.00238	8.330
			0.000			0.000				0.000			0.000
			0.000			0.000				0.000			0.000
No. of Batches	1	2.36	2.360	1	2.36	2.360	No. of Batches	1	2.46	2.460	1	2.46	2.460
No of Participants	30	0.0055	0.165	30	0.006	0.165	No of Participants	30	0.0055	0.165	30	0.006	0.165
No ofCHOs	55	0.01352	0.7436	55	0.0136	0.748	No ofCHOs	140	0.01352	1.8928	140	0.0136	1.904
			0.000			0.000				0.000			0.000
			0.000			0.000				0.000			0.000
			0.000			0.000				0.000			0.000
			0.000			0.000	No. of workshop	1	0.520	0.520	1	0.520	0.520
			0.000			0.000				0.000			0.000
			0.000			0.000				0.000			0.000
			0.000			0.000				0.000			0.000

National Health Mission, Assam

31-Fund allocated to South Salmara							32-Fund allocated to Tinsukia						
2024-25				2025-26			2024-25				2025-26		
Fresh approval				Fresh approval			Fresh approval				Fresh approval		
Measure of quantity/ Target	Quantity/ Target	Avr. Unit Cost (In lakh)	Fin. Allocation (Rs. in lakh)	Quantity/ Target	Avr. Unit Cost (In lakh)	Fin. Allocation (Rs. in lakh)	Measure of quantity/ Target	Quantity/ Target	Avr. Unit Cost (In lakh)	Fin. Allocation (Rs. in lakh)	Quantity/ Target	Avr. Unit Cost (In lakh)	Fin. Allocation (Rs. in lakh)
No. of Items	1	1.400	1.400	1	1.400	1.400	No. of Items	1	1.400	1.400	1	1.400	1.400
			0.000			0.000				0.000			0.000
			0.000			0.000				0.000			0.000
			0.000			0.000				0.000			0.000
No of Visit			0.000			0.000	No of Visit			0.000			0.000
No of Visit	3	0.6	1.800	3	0.600	1.800	No of Visit	6	0.6	3.600	6	0.600	3.600
Lumpsum	12	0.100	1.2000	12	0.100	1.200	Lumpsum	12	0.100	1.2000	12	0.100	1.200
0	406	0.0805	9.845	406	0.0805	9.845	0	4303	0.0805	106.225	4303	0.0805	106.225
No of Patient	300	0.03	9.0000	300	0.03	9.000	No of Patient	3392	0.03	101.7600	3392	0.03	101.760
No of Patient	16	0.05	0.8000	16	0.05	0.800	No of Patient	81	0.05	4.0500	81	0.05	4.050

National Health Mission, Assam

31-Fund allocated to South Salmara							32-Fund allocated to Tinsukia						
2024-25				2025-26			2024-25				2025-26		
Fresh approval				Fresh approval			Fresh approval				Fresh approval		
Measure of quantity/ Target	Quantity/ Target	Avr. Unit Cost (In lakh)	Fin. Allocation (Rs. in lakh)	Quantity/ Target	Avr. Unit Cost (In lakh)	Fin. Allocation (Rs. in lakh)	Measure of quantity/ Target	Quantity/ Target	Avr. Unit Cost (In lakh)	Fin. Allocation (Rs. in lakh)	Quantity/ Target	Avr. Unit Cost (In lakh)	Fin. Allocation (Rs. in lakh)
No of Patient	90	0.0005	0.0450	90	0.0005	0.045	No of Patient	830	0.0005	0.4150	830	0.0005	0.415
0	232	0.015	1.160	232	0.015	1.160	0	852	0.015	4.260	852	0.015	4.260
No of Patient	120	0.005	0.6000	120	0.005	0.600	No of Patient	450	0.005	2.2500	450	0.005	2.250
No of Patient	90	0.005	0.4500	90	0.005	0.450	No of Patient	90	0.005	0.4500	90	0.005	0.450
No of Patient	22	0.005	0.1100	22	0.005	0.110	No of Patient	312	0.005	1.5600	312	0.005	1.560

National Health Mission, Assam

31-Fund allocated to South Salmara							32-Fund allocated to Tinsukia						
2024-25				2025-26			2024-25				2025-26		
Fresh approval				Fresh approval			Fresh approval				Fresh approval		
Measure of quantity/ Target	Quantity/ Target	Avr. Unit Cost (In lakh)	Fin. Allocation (Rs. in lakh)	Quantity/ Target	Avr. Unit Cost (In lakh)	Fin. Allocation (Rs. in lakh)	Measure of quantity/ Target	Quantity/ Target	Avr. Unit Cost (In lakh)	Fin. Allocation (Rs. in lakh)	Quantity/ Target	Avr. Unit Cost (In lakh)	Fin. Allocation (Rs. in lakh)
0	354	0.0551	7.320	354	0.0551	7.320	0	1598	0.0551	25.528	1598	0.0551	25.528
No of Patient	283	0.025	7.0750	283	0.025	7.075	No of Patient	951	0.025	23.7750	951	0.025	23.775
No of Participants	2	0.0176	0.0352	2	0.0176	0.035	No of Participants	4	0.0176	0.0704	4	0.0176	0.070
No of Participants	5	0.01	0.0500	5	0.01	0.050	No of Participants	10	0.01	0.1000	10	0.01	0.100
No of Patients	64	0.0025	0.1600	64	0.0025	0.160	No of Patients	633	0.0025	1.5825	633	0.0025	1.583

National Health Mission, Assam

31-Fund allocated to South Salmara							32-Fund allocated to Tinsukia						
2024-25			2025-26				2024-25				2025-26		
Fresh approval			Fresh approval				Fresh approval				Fresh approval		
Mesure of quantity/ Target	Quantity/ Target	Avr. Unit Cost (In lakh)	Fin. Allocation (Rs. in lakh)	Quantity/ Target	Avr. Unit Cost (In lakh)	Fin. Allocation (Rs. in lakh)	Mesure of quantity/ Target	Quantity/ Target	Avr. Unit Cost (In lakh)	Fin. Allocation (Rs. in lakh)	Quantity/ Target	Avr. Unit Cost (In lakh)	Fin. Allocation (Rs. in lakh)
	441		1.300	441		1.300		875		2.400	875		2.400
No of activity	41	0.03	1.220	41	0.03	1.220	No of activity	75	0.030	2.240	75	0.030	2.240
No. of poster	400	0	0.080	400	0.000	0.080	No. of poster	800	0.000	0.160	800	0.000	0.160
#VALUE!	3	3.312	3.812	3	3.312	3.812	#VALUE!	3	3.312	3.812	3	3.312	3.812
No of activity	2	0.5	1.000	2	0.5	1.000	No of activity	2	0.5	1.000	2	0.5	1.000
No of Batches	1	2.812	2.812	1	2.812	2.812	No of Batches	1	2.812	2.812	1	2.812	2.812

National Health Mission, Assam

31-Fund allocated to South Salmara							32-Fund allocated to Tinsukia						
2024-25				2025-26			2024-25				2025-26		
Fresh approval				Fresh approval			Fresh approval				Fresh approval		
Measure of quantity/ Target	Quantity/ Target	Avr. Unit Cost (In lakh)	Fin. Allocation (Rs. in lakh)	Quantity/ Target	Avr. Unit Cost (In lakh)	Fin. Allocation (Rs. in lakh)	Measure of quantity/ Target	Quantity/ Target	Avr. Unit Cost (In lakh)	Fin. Allocation (Rs. in lakh)	Quantity/ Target	Avr. Unit Cost (In lakh)	Fin. Allocation (Rs. in lakh)
#VALUE!	29468	10.522	44.335	29468	10.522	44.339	#VALUE!	71808	10.142	187.028	71808	10.142	187.039
0	0	0	0	0	0	0	0	0	0	0	0	0	0
0	1	0.15	0.15	1	0.15	0.15	0	1	0.15	0.15	1	0.15	0.15

National Health Mission, Assam

31-Fund allocated to South Salmara							32-Fund allocated to Tinsukia						
2024-25				2025-26			2024-25				2025-26		
Fresh approval				Fresh approval			Fresh approval				Fresh approval		
Measure of quantity/ Target	Quantity/ Target	Avr. Unit Cost (In lakh)	Fin. Allocation (Rs. in lakh)	Quantity/ Target	Avr. Unit Cost (In lakh)	Fin. Allocation (Rs. in lakh)	Measure of quantity/ Target	Quantity/ Target	Avr. Unit Cost (In lakh)	Fin. Allocation (Rs. in lakh)	Quantity/ Target	Avr. Unit Cost (In lakh)	Fin. Allocation (Rs. in lakh)
			0.00			0.00				0.00			0.00
			0.00			0.00				0.00			0.00
			80.67			74.85				284.06			283.43
0	0	0	0	0	0	0	In nos.	700	0.01	3.50	700	0.01	3.50
0	0	0	0	0	0	0	In nos.	3200	0.02	50.00	3200	0.02	50.00
0.000	0.000	0	0.000	0	0.000	0.000	0.000	0	0	0.00	0	0	0.00
0.000	0.000	0	0.000	0	0.00	0.00	0.000	0	0.000	0.000	0	0.00	0.00
0.000	0.000	0	0.000	0	0.00	0.00	0	0	0.00	0.00	0	0.00	0.00
0.000	0.000	0	0.000	0	0.00	0.00	0	0	0.00	0.00	0	0.00	0.00
0.000	0.000	0	0.000	0	0.00	0.00	0	0	0.00	0.00	0	0.00	0.00

National Health Mission, Assam

31-Fund allocated to South Salmara							32-Fund allocated to Tinsukia						
2024-25				2025-26			2024-25				2025-26		
Fresh approval				Fresh approval			Fresh approval				Fresh approval		
Measure of quantity/ Target	Quantity/ Target	Avr. Unit Cost (In lakh)	Fin. Allocation (Rs. in lakh)	Quantity/ Target	Avr. Unit Cost (In lakh)	Fin. Allocation (Rs. in lakh)	Measure of quantity/ Target	Quantity/ Target	Avr. Unit Cost (In lakh)	Fin. Allocation (Rs. in lakh)	Quantity/ Target	Avr. Unit Cost (In lakh)	Fin. Allocation (Rs. in lakh)
0.000	0.000	0	0.000	0	0.00	0.00	In nos.	400	0.00	0.00	400	0.00	0.00
0.000	0.000	0	0.000	0	0.00	0.00	In nos.	1500	0.00	0.00	1500	0.00	0.00
0.000	0.000	0	0.000	0	0.00	0.00	0	0	0.00	0.00	0	0.00	0.00
0.000	0.000	0	0.000	0	0.00	0.00	0	0	0.00	0.00	0	0.00	0.00
0.000	0.000	0	0.000	0	0.00	0.00	0	1	0.40	0.40	1	0.40	0.40
	0		0.00	0		0.00		5801		53.90	5801		53.90
per district	1	1.47	1.47	1	1.47	1.47	per district	1	5.52	5.52	1	5.52	5.52
per district	1	0.50	0.50	1	0.50	0.50	per district	1	1.50	1.50	1	1.50	1.50
per district	1	0.10	0.10	1	0.10	0.10	per district	1	0.10	0.10	1	0.10	0.10
per district				1	0.2655	0.266	per district	3	0.2655	0.797	4.000	0.2655	1.062

National Health Mission, Assam

31-Fund allocated to South Salmara							32-Fund allocated to Tinsukia							
2024-25				2025-26			2024-25				2025-26			
Fresh approval				Fresh approval			Fresh approval				Fresh approval			
Measure of quantity/ Target	Quantity/ Target	Avr. Unit Cost (In lakh)	Fin. Allocation (Rs. in lakh)	Quantity/ Target	Avr. Unit Cost (In lakh)	Fin. Allocation (Rs. in lakh)	Measure of quantity/ Target	Quantity/ Target	Avr. Unit Cost (In lakh)	Fin. Allocation (Rs. in lakh)	Quantity/ Target	Avr. Unit Cost (In lakh)	Fin. Allocation (Rs. in lakh)	
per district	1	0.12	0.12	1	0.12	0.12	per district	1	0.12	0.12	1	0.12	0.12	
per district	1	0.64	0.64	1	0.69	0.69	per district	1	0.9548	0.95	1	1.00	1.00	
per district	1	0.25	0.25	1	0.25	0.25	per district	1	0.25	0.25	1	0.25	0.25	
	6		3.08	7		3.3973		9		9.24	10		9.5556	
	0	1.00	0.75	0.75	1	0.75	0.75	0	1.00	0.75	0.75	1	0.75	0.75
Per District	1	0.75	0.75	1	0.75	0.75	Per District	1	0.75	0.75	1	0.75	0.75	

National Health Mission, Assam

31-Fund allocated to South Salmara							32-Fund allocated to Tinsukia						
2024-25				2025-26			2024-25				2025-26		
Fresh approval				Fresh approval			Fresh approval				Fresh approval		
Measure of quantity/ Target	Quantity/ Target	Avr. Unit Cost (In lakh)	Fin. Allocation (Rs. in lakh)	Quantity/ Target	Avr. Unit Cost (In lakh)	Fin. Allocation (Rs. in lakh)	Measure of quantity/ Target	Quantity/ Target	Avr. Unit Cost (In lakh)	Fin. Allocation (Rs. in lakh)	Quantity/ Target	Avr. Unit Cost (In lakh)	Fin. Allocation (Rs. in lakh)
0	2.00	-	-	2	-	-	0	2.00	-	-	2	-	-
Per District	1	-	-	1	-	-	Per District	1	-	-	1	-	-
Per District	1	-	-	1	-	-	Per District	1	-	-	1	-	-
	3		0.75	3		0.75		3		0.75	3		0.75
Month wise	12	0.03	0.36	12	0.03	0.36	Month wise	12	0.045	0.54	12	0.045	0.54
Batchwise	1	0.25	0.25	1	0.25	0.25	Batchwise	1	0.25	0.25	1	0.25	0.25
Districtwise	1	0.75	0.75	1	0.75	0.75	Districtwise	1	0.75	0.75	1	0.75	0.75

National Health Mission, Assam

31-Fund allocated to South Salmara							32-Fund allocated to Tinsukia						
2024-25				2025-26			2024-25				2025-26		
Fresh approval				Fresh approval			Fresh approval				Fresh approval		
Measure of quantity/ Target	Quantity/ Target	Avr. Unit Cost (In lakh)	Fin. Allocation (Rs. in lakh)	Quantity/ Target	Avr. Unit Cost (In lakh)	Fin. Allocation (Rs. in lakh)	Measure of quantity/ Target	Quantity/ Target	Avr. Unit Cost (In lakh)	Fin. Allocation (Rs. in lakh)	Quantity/ Target	Avr. Unit Cost (In lakh)	Fin. Allocation (Rs. in lakh)
College wise	2	0.05	0.10	2	0.05	0.10	College wise	3	0.05	0.15	3	0.05	0.15
Batchwise	1	0.25	0.25	1	0.25	0.25	Batchwise	1	0.25	0.25	1	0.25	0.25
District wise	0	0.25	0.00	0	0.25	0.00	District wise	0	0.25	0.00	0	0.25	0.00

National Health Mission, Assam

31-Fund allocated to South Salmara							32-Fund allocated to Tinsukia						
2024-25				2025-26			2024-25				2025-26		
Fresh approval				Fresh approval			Fresh approval				Fresh approval		
Mesure of quantity/ Target	Quantity/ Target	Avr. Unit Cost (In lakh)	Fin. Allocation (Rs. in lakh)	Quantity/ Target	Avr. Unit Cost (In lakh)	Fin. Allocation (Rs. in lakh)	Mesure of quantity/ Target	Quantity/ Target	Avr. Unit Cost (In lakh)	Fin. Allocation (Rs. in lakh)	Quantity/ Target	Avr. Unit Cost (In lakh)	Fin. Allocation (Rs. in lakh)
Batchwise	1	0.25	0.25	1	0.25	0.25	Batchwise	1	0.25	0.25	1	0.25	0.25
No. of survey	0	0.20	0.00	0	0.20	0.00	No. of survey	0	0.20	0.00	0	0.20	0.00
	18		1.96	18		1.96		19		2.19	19		2.19
-	-	-	-	-	-	-	-	-	-	-	-	-	-
Per Unit	0	-	-	0	-	-	Per Unit	0	-	-	0	-	-
Per Unit	0	-	-	0	-	-	Per Unit	0	-	-	0	-	-
Per Unit	0	-	-	0	-	-	Per Unit	0	-	-	0	-	-
-	-	-	-	-	-	-	-	-	-	-	-	-	-
Per Unit	0	-	-	0	-	-	Per Unit	0	-	-	0	-	-
Per Unit	0	-	-	0	-	-	Per Unit	0	-	-	0	-	-
Per Unit	0	-	-	0	-	-	Per Unit	0	-	-	0	-	-

National Health Mission, Assam

31-Fund allocated to South Salmara							32-Fund allocated to Tinsukia						
2024-25				2025-26			2024-25				2025-26		
Fresh approval				Fresh approval			Fresh approval				Fresh approval		
Measure of quantity/ Target	Quantity/ Target	Avr. Unit Cost (In lakh)	Fin. Allocation (Rs. in lakh)	Quantity/ Target	Avr. Unit Cost (In lakh)	Fin. Allocation (Rs. in lakh)	Measure of quantity/ Target	Quantity/ Target	Avr. Unit Cost (In lakh)	Fin. Allocation (Rs. in lakh)	Quantity/ Target	Avr. Unit Cost (In lakh)	Fin. Allocation (Rs. in lakh)
Per Unit	0	-	-	0	-	-	Per Unit	0	-	-	0	-	-
Per Unit	0	-	-	0	-	-	Per Unit	0	-	-	0	-	-
Per Unit	0	-	-	0	-	-	Per Unit	0	-	-	0	-	-
Per Unit	1	1.24	1.24	1	1.24	1.24	Per Unit	1	1.24	1.24	1	1.24	1.24
Per Unit	1	1.36	1.36	1	1.36	1.36	Per Unit	1	1.36	1.36	1	1.36	1.36
Per Unit	0	-	-	0	-	-	Per Unit	0	-	-	0	-	-
Per Unit	0	-	-	0	-	-	Per Unit	0	-	-	0	-	-
Per Unit	0	-	-	0	-	-	Per Unit	0	-	-	0	-	-
Per Unit	0	-	-	0	-	-	Per Unit	0	-	-	0	-	-
Per Unit	-	-	-	-	-	-	Per Unit	-	-	-	-	-	-
Per Unit	0	-	-	0	-	-	Per Unit	0	-	-	0	-	-

National Health Mission, Assam

31-Fund allocated to South Salmara							32-Fund allocated to Tinsukia						
2024-25				2025-26			2024-25				2025-26		
Fresh approval				Fresh approval			Fresh approval				Fresh approval		
Measure of quantity/ Target	Quantity/ Target	Avr. Unit Cost (In lakh)	Fin. Allocation (Rs. in lakh)	Quantity/ Target	Avr. Unit Cost (In lakh)	Fin. Allocation (Rs. in lakh)	Measure of quantity/ Target	Quantity/ Target	Avr. Unit Cost (In lakh)	Fin. Allocation (Rs. in lakh)	Quantity/ Target	Avr. Unit Cost (In lakh)	Fin. Allocation (Rs. in lakh)
No of IEC materials	0	0.008	0.000	0	0.008	0.000	No of IEC materials	0	0.008	0.000	0	0.008	0.000
per District/State	0	0.344	0.000	0	0.344	0.000	per District/State	0	0.344	0.000	0	0.344	0.000
No of VHNSC	0	0.000	0.000	0	0.000	0.000	No of VHNSC	0	0.000	0.000	0	0.000	0.000
No. Of Batch	1	0.250	0.250	1	0.250	0.250	No. Of Batch	2	0.250	0.500	2	0.250	0.500

National Health Mission, Assam

31-Fund allocated to South Salmara							32-Fund allocated to Tinsukia						
2024-25				2025-26			2024-25				2025-26		
Fresh approval				Fresh approval			Fresh approval				Fresh approval		
Measure of quantity/ Target	Quantity/ Target	Avr. Unit Cost (In lakh)	Fin. Allocation (Rs. in lakh)	Quantity/ Target	Avr. Unit Cost (In lakh)	Fin. Allocation (Rs. in lakh)	Measure of quantity/ Target	Quantity/ Target	Avr. Unit Cost (In lakh)	Fin. Allocation (Rs. in lakh)	Quantity/ Target	Avr. Unit Cost (In lakh)	Fin. Allocation (Rs. in lakh)
Per HI	0	0.000	0.000	0	0.000	0.000	Per HI	0	0.000	0.000	0	0.000	0.000
Per HI	0	0.000	0.000	0	0.000	0.000	Per HI	0	0.000	0.000	0	0.000	0.000
Per HI	0	0.000	0.000	0	0.000	0.000	Per HI	0	0.000	0.000	0	0.000	0.000
Per HI	0	0.000	0.000	0	0.000	0.000	Per HI	0	0.000	0.000	0	0.000	0.000
Per HI	0	0.000	0.000	0	0.000	0.000	Per HI	0	0.000	0.000	0	0.000	0.000

National Health Mission, Assam

31-Fund allocated to South Salmara							32-Fund allocated to Tinsukia						
2024-25				2025-26			2024-25				2025-26		
Fresh approval				Fresh approval			Fresh approval				Fresh approval		
Mesure of quantity/ Target	Quantity/ Target	Avr. Unit Cost (In lakh)	Fin. Allocation (Rs. in lakh)	Quantity/ Target	Avr. Unit Cost (In lakh)	Fin. Allocation (Rs. in lakh)	Mesure of quantity/ Target	Quantity/ Target	Avr. Unit Cost (In lakh)	Fin. Allocation (Rs. in lakh)	Quantity/ Target	Avr. Unit Cost (In lakh)	Fin. Allocation (Rs. in lakh)
Pert Facility	0	0.000	0.000	0	0.000	0.000	Pert Facility	0	0.000	0.000	0	0.000	0.000
Pert Facility	0	0.000	0.000	0	0.000	0.000	Pert Facility	0	0.000	0.000	0	0.000	0.000
No of HF	0	0.100	0.000	0	0.100	0.000	No of HF	0	0.100	0.000	0	0.100	0.000
per equipment	0	2.500	0.000	0	2.500	0.000	per equipment	0	2.500	0.000	0	2.500	0.000
Per state & district	1	0.080	0.080	1	0.080	0.080	Per state & district	1	0.080	0.080	1	0.080	0.080
per workshop	0	0.000	0.000	0	0.000	0.000	per workshop	0	0.000	0.000	0	0.000	0.000

National Health Mission, Assam

31-Fund allocated to South Salmara							32-Fund allocated to Tinsukia						
2024-25				2025-26			2024-25				2025-26		
Fresh approval				Fresh approval			Fresh approval				Fresh approval		
Measure of quantity/ Target	Quantity/ Target	Avr. Unit Cost (In lakh)	Fin. Allocation (Rs. in lakh)	Quantity/ Target	Avr. Unit Cost (In lakh)	Fin. Allocation (Rs. in lakh)	Measure of quantity/ Target	Quantity/ Target	Avr. Unit Cost (In lakh)	Fin. Allocation (Rs. in lakh)	Quantity/ Target	Avr. Unit Cost (In lakh)	Fin. Allocation (Rs. in lakh)
								10	0.060	0.600	10	0.060	0.600
								4	0.080	0.320	4	0.080	0.320
								164	0.0025	0.410	164	0.0025	0.410

National Health Mission, Assam

31-Fund allocated to South Salmara							32-Fund allocated to Tinsukia						
2024-25				2025-26			2024-25				2025-26		
Fresh approval				Fresh approval			Fresh approval				Fresh approval		
Measure of quantity/ Target	Quantity/ Target	Avr. Unit Cost (In lakh)	Fin. Allocation (Rs. in lakh)	Quantity/ Target	Avr. Unit Cost (In lakh)	Fin. Allocation (Rs. in lakh)	Measure of quantity/ Target	Quantity/ Target	Avr. Unit Cost (In lakh)	Fin. Allocation (Rs. in lakh)	Quantity/ Target	Avr. Unit Cost (In lakh)	Fin. Allocation (Rs. in lakh)
								2	1.750	3.500	2	1.750	3.500
								10	0.050	0.500	10	0.050	0.500
	24		0.60	24		0.60		31632		27.75	32259		27.88

National Health Mission, Assam

33-Fund allocated to Udalguri							34-Fund allocated to West Karbi Anglong						
2024-25				2025-26			2024-25				2025-26		
Fresh approval				Fresh approval			Fresh approval				Fresh approval		
Mesure of quantity/ Target	Quantity/ Target	Avr. Unit Cost (In lakh)	Fin. Allocation (Rs. in lakh)	Quantity/ Target	Avr. Unit Cost (In lakh)	Fin. Allocation (Rs. in lakh)	Mesure of quantity/ Target	Quantity/ Target	Avr. Unit Cost (In lakh)	Fin. Allocation (Rs. in lakh)	Quantity/ Target	Avr. Unit Cost (In lakh)	Fin. Allocation (Rs. in lakh)
0	4320	0	2.16	5039	0	2.52	0	1440	0	0.72	1679	0	0.84
No. of VHSND session	4320	0.0005	2.16	5039	0.0005	2.52	No. of VHSND session	1440	0.0005	0.72	1679	0.00050	0.84
			0.00			0.00				0.00			0.00
	0		0.00	0	0	0.00		0		0.00	0	0	0.00
	0	0.000	0.00	0	0.00	0.00		0	0.000	0.00	0	0.00	0.00
	0	0.000	0.00	0	0.00	0.00		0	0.000	0.00	0	0.00	0.00
	0	0.000	0.00	0	0.00	0.00		0	0.000	0.000	0	0.00	0.000
	3957	31.75	86.86	3957	29.54	84.65		2497	18.55	51.64	2497	17.23	50.31
No of Home Deliveries	3	0.005	0.02	3	0.005	0.02	No of Home Deliveries	200	0.005	1.00	200	0.005	1.00
No of Istitutional Deliveires (Rural)	3903	0.014	54.64	3903	0.014	54.64	No of Istitutional Deliveires (Rural)	2294	0.014	32.12	2294	0.014	32.12

National Health Mission, Assam

33-Fund allocated to Udalguri							34-Fund allocated to West Karbi Anglong						
2024-25				2025-26			2024-25				2025-26		
Fresh approval				Fresh approval			Fresh approval				Fresh approval		
Measure of quantity/ Target	Quantity/ Target	Avr. Unit Cost (In lakh)	Fin. Allocation (Rs. in lakh)	Quantity/ Target	Avr. Unit Cost (In lakh)	Fin. Allocation (Rs. in lakh)	Measure of quantity/ Target	Quantity/ Target	Avr. Unit Cost (In lakh)	Fin. Allocation (Rs. in lakh)	Quantity/ Target	Avr. Unit Cost (In lakh)	Fin. Allocation (Rs. in lakh)
No of Istitutional Deliveires (Urban)	48	0.01	0.48	48	0.01	0.48	No of Istitutional Deliveires (Urban)	0	0.01	0.00	0	0.01	0.00
No of districts	1	0	0.00	1	0	0.00	No of districts	1	0	0.00	1	0	0.00
No of districts	1	29.51	29.51	1	29.51	29.51	No of districts	1	17.20	17.20	1	17.20	17.19
No of districts	1	2.21	2.21	1	0	0.00	No of districts	1	1.32	1.32	1	0	0.00
	125	65.08	65.86	131	44.78	45.60		3	35.31	35.31	3	23.65	23.65
No of districts	1	20.33	20.33	1	0	0.00	No of districts	1	11.67	11.67	1	0	0.00
No of complicat ed pregnanci es	122	0.0065	0.79	128	0.00649	0.83	No of complicat ed pregnanci es	0	0.0065	0.00	0	0.0065	0.00
No of districts	1	9.179	9.179	1.0	9.211	9.211	No of districts	1	5.028	5.028	1	5.036	5.036
No of districts	1	35.56	35.56	1	35.56	35.56	No of districts	1	18.61	18.61	1	18.61	18.61

National Health Mission, Assam

33-Fund allocated to Udalguri							34-Fund allocated to West Karbi Anglong						
2024-25				2025-26			2024-25				2025-26		
Fresh approval				Fresh approval			Fresh approval				Fresh approval		
Measure of quantity/ Target	Quantity/ Target	Avr. Unit Cost (In lakh)	Fin. Allocation (Rs. in lakh)	Quantity/ Target	Avr. Unit Cost (In lakh)	Fin. Allocation (Rs. in lakh)	Measure of quantity/ Target	Quantity/ Target	Avr. Unit Cost (In lakh)	Fin. Allocation (Rs. in lakh)	Quantity/ Target	Avr. Unit Cost (In lakh)	Fin. Allocation (Rs. in lakh)
	4939	0.01	34.57	4939	0.01	34.573		2867	0.01	20.07	2867	0.01	20.069
No of Institutional Deliveries	4939	0.007	34.57	4939	0.007	34.57	No of Institutional Deliveries	2867	0.007	20.07	2867	0.007	20.07
	1	4.35	4.35	1	4.52	4.52		1	1.76	1.76	1	1.83	1.83
No of districts	1	4.35	4.35	1	4.52	4.52	No of districts	1	1.76	1.76	1	1.83	1.83
	8		0.23	8		0.23		10		0.25	10		0.25
			0.00			0.00				0.00			0.00
No of districts	1	0.12	0.12	1	0.12	0.12	No of districts	1	0.12	0.12	1	0.12	0.12
No of blocks	3	0.02	0.06	3	0.02	0.06	No of blocks	4	0.02	0.08	4	0.02	0.08
No of districts	1	0.05	0.05	1	0.05	0.05	No of districts	1	0.05	0.05	1	0.05	0.05
No of blocks	3	0	0.00	3	0	0.00	No of blocks	4	0	0.00	4	0	0.00
	0	0	0.00	0	0.00	0.00		0	0.00	0.00	0	0.00	0.00
No of regional institute	0	0	0.00	0	0	0.00	No of regional institute	0	0	0.00	0	0	0.00

National Health Mission, Assam

33-Fund allocated to Udalguri							34-Fund allocated to West Karbi Anglong						
2024-25				2025-26			2024-25				2025-26		
Fresh approval				Fresh approval			Fresh approval				Fresh approval		
Measure of quantity/ Target	Quantity/ Target	Avr. Unit Cost (In lakh)	Fin. Allocation (Rs. in lakh)	Quantity/ Target	Avr. Unit Cost (In lakh)	Fin. Allocation (Rs. in lakh)	Measure of quantity/ Target	Quantity/ Target	Avr. Unit Cost (In lakh)	Fin. Allocation (Rs. in lakh)	Quantity/ Target	Avr. Unit Cost (In lakh)	Fin. Allocation (Rs. in lakh)
No of ME	0	0	0.00	0	0	0.00	No of ME	0	0	0.00	0	0	0.00
No of NPM	0	0	0.00	0	0	0.00	No of NPM	0	0	0.00	0	0	0.00
	12		0.26	12		0.26		2		0.18	2		0.18
no of activities	1	0.241	0.24	1	0	0.24	no of activities	1	0	0.18	1	0	0.18
no of claims	11	0.002	0.02	11	0.002	0.02	no of activities	1	0	0.00	1	0	0.00
			0.00			0.00				0.00			0.00
			0.00			0.00				0.00			0.00
	997		1.63	1038		1.70		387		0.72	401		0.74
No of cases	994	0.0015	1.49	1035	0.0015	1.55	No of cases	384	0.0015	0.58	398	0.0015	0.60
	0	0	0.00	0	0	0.00		0	0	0.00	0	0	0.00
	0	0	0.00	0	0	0.00		0	0	0.00	0	0	0.00
	0	0	0.00	0	0	0.00		0	0	0.00	0	0	0.00
	0	0	0.00	0	0	0.00		0	0	0.00	0	0	0.00
	0	0	0.00	0	0	0.00		0	0	0.00	0	0	0.00
	0	0	0.00	0	0	0.00		0	0	0.00	0	0	0.00

National Health Mission, Assam

33-Fund allocated to Udalguri							34-Fund allocated to West Karbi Anglong						
2024-25				2025-26			2024-25				2025-26		
Fresh approval				Fresh approval			Fresh approval				Fresh approval		
Mesure of quantity/ Target	Quantity/ Target	Avr. Unit Cost (In lakh)	Fin. Allocation (Rs. in lakh)	Quantity/ Target	Avr. Unit Cost (In lakh)	Fin. Allocation (Rs. in lakh)	Mesure of quantity/ Target	Quantity/ Target	Avr. Unit Cost (In lakh)	Fin. Allocation (Rs. in lakh)	Quantity/ Target	Avr. Unit Cost (In lakh)	Fin. Allocation (Rs. in lakh)
0	0	0	0.00	0	0	0.00	0	0	0	0.00	0	0	0.00
No of meeting	1	0.072	0.07	1	0	0.07	No of meeting	1	0	0.07	1	0	0.07
No of meeting	2	0.036	0.07	2	0	0.07	No of meeting	2	0	0.07	2	0	0.07
			0.00			0.00				0.00			0.00
0	0	0	0.00	0	0	0.00	0	0	0	0.00	0	0	0.00
0	0	0	0.00	0	0	0.00	0	0	0	0.00	0	0	0.00
0	0	0	0.00	0	0	0.00	0	0	0	0.00	0	0	0.00
0	0	0	0.00	0	0	0.00	0	0	0	0.00	0	0	0.00
0	0	0	0.00	0	0	0.00	0	0	0	0.00	0	0	0.00
0	0	0	0.00	0	0	0.00	0	0	0	0.00	0	0	0.00
0	0	0	0.00	0	0	0.00	0	0	0	0.00	0	0	0.00
0	0	0.00	0.00	0	0.00	0.00	0	0	0.00	0.00	0	0.00	0.00
0	0	0.00	0.00	0	0.00	0.00	0	0	0.00	0.00	0	0.00	0.00
0	0	0.00	0.00	0	0.00	0.00	0	0	0.00	0.00	0	0.00	0.00

National Health Mission, Assam

33-Fund allocated to Udalguri							34-Fund allocated to West Karbi Anglong						
2024-25				2025-26			2024-25				2025-26		
Fresh approval				Fresh approval			Fresh approval				Fresh approval		
Measure of quantity/ Target	Quantity/ Target	Avr. Unit Cost (In lakh)	Fin. Allocation (Rs. in lakh)	Quantity/ Target	Avr. Unit Cost (In lakh)	Fin. Allocation (Rs. in lakh)	Measure of quantity/ Target	Quantity/ Target	Avr. Unit Cost (In lakh)	Fin. Allocation (Rs. in lakh)	Quantity/ Target	Avr. Unit Cost (In lakh)	Fin. Allocation (Rs. in lakh)
0	0	0.00	0.00	0	0.00	0.00	0	0	0.00	0.00	0	0.00	0.00
0	0	0.00	0.00	0	0.00	0.00	0	0	0.00	0.00	0	0.00	0.00
0	0	0.00	0.00	0	0.00	0.00	0	0	0.00	0.00	0	0.00	0.00
			0.00			0.00				0.00			0.00
0	0	0.00	0.00	0	0.00	0.00	0	0	0.00	0.00	0	0.00	0.00
0	0	0.00	0.00	0	0.00	0.00	0	0	0.00	0.00	0	0.00	0.00
	15		0.30	15		0.30		3		0.06	3		0.06
no of visits	15	0.02	0.30	15	0.02	0.30	no of visits	3	0.02	0.06	3	0.02	0.06
0	0	0.00	0.00	0	0.00	0.00	0	0	0.00	0.00	0	0.00	0.00
	272		6.53	272		6.53		122		2.93	122		2.93
No of ANMs	272	0.024	6.53	272	0	6.53	No of ANMs	122	0	2.93	122	0	2.93
			0.00			0.00				0.00			0.00

National Health Mission, Assam

33-Fund allocated to Udalguri							34-Fund allocated to West Karbi Anglong						
2024-25				2025-26			2024-25				2025-26		
Fresh approval				Fresh approval			Fresh approval				Fresh approval		
Measure of quantity/ Target	Quantity/ Target	Avr. Unit Cost (In lakh)	Fin. Allocation (Rs. in lakh)	Quantity/ Target	Avr. Unit Cost (In lakh)	Fin. Allocation (Rs. in lakh)	Measure of quantity/ Target	Quantity/ Target	Avr. Unit Cost (In lakh)	Fin. Allocation (Rs. in lakh)	Quantity/ Target	Avr. Unit Cost (In lakh)	Fin. Allocation (Rs. in lakh)
	11776		40.46	12337		39.58		5640		11.08	4339		8.55
			0.00			0.00	no of claims	1500	0	2.25	0	0	0.00
no of claims	11197	0.002	16.80	11757	0	17.64	no of claims	3979	0	5.97	4178	0	6.27
no of claims	450	0.001	0.45	450	0	0.45	no of claims	98	0	0.10	98	0	0.10
			0.00			0.00				0.00			0.00
0	0	0.00	0.00	0	0.00	0.00	0	0	0.00	0.00	0	0.00	0.00
			0.00			0.00				0.00			0.00
			0.00			0.00				0.00			0.00
			0.00			0.00				0.00			0.00
			0.00			0.00				0.00			0.00
			0.00			0.00				0.00			0.00
			0.00			0.00				0.00			0.00
0	0	0.00	0.00	0	0.00	0.00	0	0	0.00	0.00	0	0.00	0.00
			0.00			0.00				0.00			0.00
no of activities	9	1.397	12.57	9	1.397	12.57				0.00			0.00

National Health Mission, Assam

33-Fund allocated to Udalguri							34-Fund allocated to West Karbi Anglong						
2024-25				2025-26			2024-25				2025-26		
Fresh approval				Fresh approval			Fresh approval				Fresh approval		
Measure of quantity/ Target	Quantity/ Target	Avr. Unit Cost (In lakh)	Fin. Allocation (Rs. in lakh)	Quantity/ Target	Avr. Unit Cost (In lakh)	Fin. Allocation (Rs. in lakh)	Measure of quantity/ Target	Quantity/ Target	Avr. Unit Cost (In lakh)	Fin. Allocation (Rs. in lakh)	Quantity/ Target	Avr. Unit Cost (In lakh)	Fin. Allocation (Rs. in lakh)
0	0	0	0.00	0	0	0.00	0	0	0	0.00	0	0	0.00
No of batch	4	1.65	6.60	4	1.65	6.60	0	0	0	0.00	0	0	0.00
0	0	0	0.00	0	0	0.00	0	0	0	0.00	0	0	0.00
No of batch	1	0.2904	0.29	1	0.2904	0.29	No of batch	1	0.2904	0.29	1	0.2904	0.29
No of batch	1	0.3564	0.36	1	0.3564	0.36	No of batch	1	0.3564	0.36	1	0.3564	0.36
0	0	0.000	0.00	0	0	0.00	0.000	0	0	0.00	0	0	0.00
No of batch	2	0.6963	1.39	2	0.6963	1.39	No of batch	2	0.6963	1.39	2	0.6963	1.39
			0.00			0.00				0.00			0.00
			0.00			0.00				0.00			0.00
			0.00			0.00				0.00			0.00
			0.00			0.00				0.00			0.00
			0.00			0.00				0.00			0.00
			0.00			0.00				0.00			0.00
no of cases	109	0.003	0.27	113	0	0.28	no of cases	58	0	0.15	59	0	0.15

National Health Mission, Assam

33-Fund allocated to Udalguri							34-Fund allocated to West Karbi Anglong						
2024-25				2025-26			2024-25				2025-26		
Fresh approval				Fresh approval			Fresh approval				Fresh approval		
Measure of quantity/ Target	Quantity/ Target	Avr. Unit Cost (In lakh)	Fin. Allocation (Rs. in lakh)	Quantity/ Target	Avr. Unit Cost (In lakh)	Fin. Allocation (Rs. in lakh)	Measure of quantity/ Target	Quantity/ Target	Avr. Unit Cost (In lakh)	Fin. Allocation (Rs. in lakh)	Quantity/ Target	Avr. Unit Cost (In lakh)	Fin. Allocation (Rs. in lakh)
no of waiting home	3	0.576	1.73	0	0	0.00	no of waiting home	1	1	0.58	0	0	0.00
0	0	0.000	0.00	0	0	0.00	0	0	0	0.00	0	0	0.00
	334		42.71	114		12.79		57		6.40	57		6.40
			0.00			0.00				0.00			0.00
no of camps	114	0.112	12.79	114	0	12.79	no of camps	57	0	6.40	57	0	6.40
			0.00			0.00				0.00			0.00
			0.00			0.00				0.00			0.00
			0.00			0.00				0.00			0.00
0	0	0.00	0.00	0	0.00	0.00	0	0	0.00	0.00	0	0.00	0.00
0	220	0.14	29.92	0	0.00	0.00	0	0	0.00	0.00	0	0.00	0.00
			285.93			233.25				131.10			115.80

National Health Mission, Assam

33-Fund allocated to Udalguri							34-Fund allocated to West Karbi Anglong						
2024-25				2025-26			2024-25				2025-26		
Fresh approval				Fresh approval			Fresh approval				Fresh approval		
Mesure of quantity/ Target	Quantity/ Target	Avr. Unit Cost (In lakh)	Fin. Allocation (Rs. in lakh)	Quantity/ Target	Avr. Unit Cost (In lakh)	Fin. Allocation (Rs. in lakh)	Mesure of quantity/ Target	Quantity/ Target	Avr. Unit Cost (In lakh)	Fin. Allocation (Rs. in lakh)	Quantity/ Target	Avr. Unit Cost (In lakh)	Fin. Allocation (Rs. in lakh)
Clinics	25	0.00375	0.09375	25	0.00375	0.09375							
Lumpsum	1	0.3	0.3	1	0.3	0.3							
Number	1	0.5	0.5	1	0.5	0.5	Number	1	0.5	0.5	1	0.5	0.5
Lumpsum	0	0.0	0.0	1	0.5	0.5							
	27		0.89375	28		1.39375		1		0.500	1		0.500
	30		26.33	23		25.72		39		34.92	30		34.27
6	6	4.2	25.20	6	4.2	25.20	8	8	4.2	33.60	8	4.2	33.60
6	6	0.036	0.217	6	0.036	0.217	8	8	0.036	0.291	8	0.036	0.291
6	6	0.023	0.138			0.00	8	8	0.023	0.184			0.00
			0.00			0.00				0.00			0.00

National Health Mission, Assam

33-Fund allocated to Udalguri							34-Fund allocated to West Karbi Anglong						
2024-25				2025-26			2024-25				2025-26		
Fresh approval				Fresh approval			Fresh approval				Fresh approval		
Mesure of quantity/ Target	Quantity/ Target	Avr. Unit Cost (In lakh)	Fin. Allocation (Rs. in lakh)	Quantity/ Target	Avr. Unit Cost (In lakh)	Fin. Allocation (Rs. in lakh)	Mesure of quantity/ Target	Quantity/ Target	Avr. Unit Cost (In lakh)	Fin. Allocation (Rs. in lakh)	Quantity/ Target	Avr. Unit Cost (In lakh)	Fin. Allocation (Rs. in lakh)
1	1	0.463	0.46			0.00	1	1	0.463	0.46			0.00
			0.00			0.00				0.00			0.00
11	11	0.028	0.31	11	0.028	0.31	14	14	0.027	0.38	14	0.027	0.38
	57		2.540	58		2.897	38			1.100	39		1.461
0	0	0	0.00	0	0	0.00	0.000	0	0	0.00	0	0	0.00
50	50	0.010	0.50	50	0.010	0.50	30	30	0.010	0.30	30	0.010	0.30
1	1	1.440	1.44	1	1.440	1.44				0.00			0.00
			0.00			0.00				0.00			0.00
			0.00			0.00				0.00			0.00
			0.00	1	0.357	0.36				0.00	1	0.357	0.36
			0.00			0.00				0.00			0.00

National Health Mission, Assam

33-Fund allocated to Udalguri							34-Fund allocated to West Karbi Anglong						
2024-25				2025-26			2024-25				2025-26		
Fresh approval				Fresh approval			Fresh approval				Fresh approval		
Mesure of quantity/ Target	Quantity/ Target	Avr. Unit Cost (In lakh)	Fin. Allocation (Rs. in lakh)	Quantity/ Target	Avr. Unit Cost (In lakh)	Fin. Allocation (Rs. in lakh)	Mesure of quantity/ Target	Quantity/ Target	Avr. Unit Cost (In lakh)	Fin. Allocation (Rs. in lakh)	Quantity/ Target	Avr. Unit Cost (In lakh)	Fin. Allocation (Rs. in lakh)
			0.00			0.00				0.00			0.00
			0.00			0.00				0.00			0.00
6	6	0.100	0.60	6	0.100	0.60	8	8	0.100	0.80	8	0.100	0.80
	87		28.87	81		28.62		77		36.02	69		35.73
	9985.988	30.343	55.296	10185.628	27.868	53.319		5088.726	13.028	25.735	5190.400	14.464	27.425
Nos	9982	0.0025	24.955	10182	0.0025	25.454	Nos	5084	0.0025	12.709	5185	0.0025	12.964
Nos							Nos	1	1.18	1.180	1	0.666	0.666
Nos							Nos						
Nos	1	26.31	26.311	1	26.72	26.719	Nos	1	4.23	4.232	1	6.22	6.221
Nos							Nos						

National Health Mission, Assam

33-Fund allocated to Udalguri							34-Fund allocated to West Karbi Anglong						
2024-25				2025-26			2024-25				2025-26		
Fresh approval				Fresh approval			Fresh approval				Fresh approval		
Measure of quantity/ Target	Quantity/ Target	Avr. Unit Cost (In lakh)	Fin. Allocation (Rs. in lakh)	Quantity/ Target	Avr. Unit Cost (In lakh)	Fin. Allocation (Rs. in lakh)	Measure of quantity/ Target	Quantity/ Target	Avr. Unit Cost (In lakh)	Fin. Allocation (Rs. in lakh)	Quantity/ Target	Avr. Unit Cost (In lakh)	Fin. Allocation (Rs. in lakh)
Nos	1	0.8	0.800	1	0.8	0.800	Nos	1	0.27	0.270	1	0.27	0.270
Nos							Nos						
Nos	1	0.340	0.340	1	0.346	0.346	Nos	1	0.119	0.119	1	0.079	0.079
Nos	1	2.89	2.890	1	0	0.000	Nos	1	7.225	7.225	1	7.225	7.225
Nos							Nos						
Nos							Nos						
	58	8.6388	15.259	58	8.7888	15.559		37	5.5136308	7.179	34	1.4656308	3.131
Nos	2.000	3	6.000	2	3	6.000	Nos	1.000	0	0.000	1.000	0	0.000
Nos	8	0.205	1.640	8	0.21	1.640	Nos	2	0.28	0.560	2	0.28	0.560
Nos	38	0.05	1.900	38	0.05	1.900	Nos	26	0.05	1.410	26	0.05	1.410
Nos	2	0.20	0.400	2	0.35	0.700	Nos	1	0.30	0.300	1	0.30	0.300
Nos							Nos						

National Health Mission, Assam

33-Fund allocated to Udalguri							34-Fund allocated to West Karbi Anglong						
2024-25				2025-26			2024-25				2025-26		
Fresh approval				Fresh approval			Fresh approval				Fresh approval		
Measure of quantity/ Target	Quantity/ Target	Avr. Unit Cost (In lakh)	Fin. Allocation (Rs. in lakh)	Quantity/ Target	Avr. Unit Cost (In lakh)	Fin. Allocation (Rs. in lakh)	Measure of quantity/ Target	Quantity/ Target	Avr. Unit Cost (In lakh)	Fin. Allocation (Rs. in lakh)	Quantity/ Target	Avr. Unit Cost (In lakh)	Fin. Allocation (Rs. in lakh)
Nos							Nos						
Nos							Nos						
Nos							Nos						
Nos							Nos						
Nos of Batches	1	1.416	1.416	1	1.416	1.416	Nos of Batches	1	1.416	1.416			
Nos of Batches	1	1.328	1.328	1	1.328	1.328	Nos of Batches	1	1.328	1.328			

National Health Mission, Assam

33-Fund allocated to Udalguri							34-Fund allocated to West Karbi Anglong						
2024-25				2025-26			2024-25				2025-26		
Fresh approval				Fresh approval			Fresh approval				Fresh approval		
Measure of quantity/ Target	Quantity/ Target	Avr. Unit Cost (In lakh)	Fin. Allocation (Rs. in lakh)	Quantity/ Target	Avr. Unit Cost (In lakh)	Fin. Allocation (Rs. in lakh)	Measure of quantity/ Target	Quantity/ Target	Avr. Unit Cost (In lakh)	Fin. Allocation (Rs. in lakh)	Quantity/ Target	Avr. Unit Cost (In lakh)	Fin. Allocation (Rs. in lakh)
Nos of Batches	1	1.304	1.304	1	1.304	1.304	Nos of Batches	1	1.304	1.304			
Nos of Batches							Nos of Batches						
Nos of Batches							Nos of Batches						
Nos of Batches							Nos of Batches						
Nos of Batches							Nos of Batches						
Nos of Batches							Nos of Batches						
Nos							Nos						
Nos							Nos						
Nos	1	0.4178	0.418	1	0.4178	0.418	Nos	1	0.4184	0.418	1	0.4184	0.418
Nos							Nos						
Nos	1.000	0.200	0.200	1.000	0.200	0.200	Nos						
Nos	2	0.135	0.270	2	0.135	0.270	Nos	2	0.03	0.060	2	0.03	0.060

National Health Mission, Assam

33-Fund allocated to Udalguri							34-Fund allocated to West Karbi Anglong						
2024-25				2025-26			2024-25				2025-26		
Fresh approval				Fresh approval			Fresh approval				Fresh approval		
Mesure of quantity/ Target	Quantity/ Target	Avr. Unit Cost (In lakh)	Fin. Allocation (Rs. in lakh)	Quantity/ Target	Avr. Unit Cost (In lakh)	Fin. Allocation (Rs. in lakh)	Mesure of quantity/ Target	Quantity/ Target	Avr. Unit Cost (In lakh)	Fin. Allocation (Rs. in lakh)	Quantity/ Target	Avr. Unit Cost (In lakh)	Fin. Allocation (Rs. in lakh)
	1	1.095	1.095	1	1.095	1.095		1	0.4	0.400	1	0.4	0.400
	2	12.496	12.496	2	12.125	12.125		2	11.496	11.496	2	7.585	7.585
Nos	1	2.0	2.000	1	2	2.000	Nos	1	1.0	1.000	1	1	1.000
Nos							Nos						
Nos							Nos						
Nos	1	10.496	10.496	1	10.125	10.125	Nos	1	10.496	10.496	1	6.585	6.585
Nos							Nos						
	1	3	3.000	1	3	3.000		1	1.5	1.500	1	1.5	1.500

National Health Mission, Assam

33-Fund allocated to Udalguri							34-Fund allocated to West Karbi Anglong						
2024-25				2025-26			2024-25				2025-26		
Fresh approval				Fresh approval			Fresh approval				Fresh approval		
Mesure of quantity/ Target	Quantity/ Target	Avr. Unit Cost (In lakh)	Fin. Allocation (Rs. in lakh)	Quantity/ Target	Avr. Unit Cost (In lakh)	Fin. Allocation (Rs. in lakh)	Mesure of quantity/ Target	Quantity/ Target	Avr. Unit Cost (In lakh)	Fin. Allocation (Rs. in lakh)	Quantity/ Target	Avr. Unit Cost (In lakh)	Fin. Allocation (Rs. in lakh)
Nos	1	3	3.000	1	3	3.000	Nos	1	1.5	1.500	1	1.5	1.500
	1	0.375	0.375	1	0.625	0.625		0	0	0.000	1	0.25	0.250
Nos	1	0.375	0.375	1	0.625	0.625	Nos				1	0.25	0.250
	0	0	0.000	0	0	0.000		0	0	0.000	0	0	0.000
Nos							Nos						
	0	0	0	0	0	0		0	0	0	0	0	0
Nos							Nos						
	10064		95.259	10264		93.032		5143		52.047	5240		44.820
			95.57			95.68				64.15			64.17

National Health Mission, Assam

33-Fund allocated to Udalguri							34-Fund allocated to West Karbi Anglong						
2024-25				2025-26			2024-25				2025-26		
Fresh approval				Fresh approval			Fresh approval				Fresh approval		
Measure of quantity/ Target	Quantity/ Target	Avr. Unit Cost (In lakh)	Fin. Allocation (Rs. in lakh)	Quantity/ Target	Avr. Unit Cost (In lakh)	Fin. Allocation (Rs. in lakh)	Measure of quantity/ Target	Quantity/ Target	Avr. Unit Cost (In lakh)	Fin. Allocation (Rs. in lakh)	Quantity/ Target	Avr. Unit Cost (In lakh)	Fin. Allocation (Rs. in lakh)
No. of DVS+RV S	1	12000.000	0.120	1	#####	0.120	No. of DVS+RVS	1	12000.000	0.120	1	12000.000	0.120
months	12	18000.000	2.160	12	#####	2.160	months	12	18000.000	2.160	12	18000.000	2.160
Urban Slum	78	625.000	0.486	78	625.000	0.486	Urban Slum	9	625.000	0.054	9	625.000	0.054
Underserved Session per Yr	16	2475.000	0.396	16	#####	0.396	Underserved Session per Yr	32	2475.000	0.792	32	2475.000	0.792
Expected Complete Imm, (upto 5 yrs)	15890	225.000	35.754	15939	225.000	35.863	Expected Complete Imm, (upto 5 yrs)	7761	225.000	17.462	7764	225.000	17.470

National Health Mission, Assam

33-Fund allocated to Udalguri							34-Fund allocated to West Karbi Anglong						
2024-25				2025-26			2024-25				2025-26		
Fresh approval				Fresh approval			Fresh approval				Fresh approval		
Measure of quantity/ Target	Quantity/ Target	Avr. Unit Cost (In lakh)	Fin. Allocation (Rs. in lakh)	Quantity/ Target	Avr. Unit Cost (In lakh)	Fin. Allocation (Rs. in lakh)	Measure of quantity/ Target	Quantity/ Target	Avr. Unit Cost (In lakh)	Fin. Allocation (Rs. in lakh)	Quantity/ Target	Avr. Unit Cost (In lakh)	Fin. Allocation (Rs. in lakh)
No. of Batches	7	70934.000	4.919	7	#####	4.919	No. of Batches	5	70934.000	3.474	5	70934.000	3.474
BRIDGE Mtng Batch Number	20	18000.000	3.600	20	#####	3.600	BRIDGE Mtng Batch Number	10	18000.000	1.800	10	18000.000	1.800
RI/IMI Session Planned	252	900.000	2.271	252	900.000	2.271	RI/IMI Session Planned	222	900.000	2.002	222	900.000	2.002
Beneficiary Infant Target	15700	5.000	0.785	15700	5.000	0.785	Beneficiary Infant Target	7800	5.000	0.391	7800	5.000	0.390
Yearly No. of AVD (HtRA)	1818	200.000	3.636	1818	200.000	3.636	Yearly No. of AVD (HtRA)	1506	200.000	3.011	1506	200.000	3.012
Yearly No. of AVD for Very Hard to Reach Area	348	450.000	1.566	348	450.000	1.566	Yearly No. of AVD for Very Hard to Reach Area	909	450.000	4.091	909	450.000	4.091

National Health Mission, Assam

33-Fund allocated to Udalguri							34-Fund allocated to West Karbi Anglong						
2024-25				2025-26			2024-25				2025-26		
Fresh approval				Fresh approval			Fresh approval				Fresh approval		
Measure of quantity/ Target	Quantity/ Target	Avr. Unit Cost (In lakh)	Fin. Allocation (Rs. in lakh)	Quantity/ Target	Avr. Unit Cost (In lakh)	Fin. Allocation (Rs. in lakh)	Measure of quantity/ Target	Quantity/ Target	Avr. Unit Cost (In lakh)	Fin. Allocation (Rs. in lakh)	Quantity/ Target	Avr. Unit Cost (In lakh)	Fin. Allocation (Rs. in lakh)
No. of Participants	25	600.000	0.148	25	600.000	0.148	No. of Participants	27	600.000	0.1598	27	600.000	0.1598
No. of Sub Centre & Plan. Unit	150	1200.000	1.800	150	#####	1.800	No. of Sub Centre & Plan. Unit	52	1200.000	0.624	52	1200.000	0.624
No. of Supervisory Visits planned yearly	927	384.280	3.564	927	384.280	3.564	No. of Supervisory Visits planned yearly	731	384.280	2.808	734	384.280	2.820
No. of PHC	3	29167.000	0.875	3	#####	0.875	No. of PHC	4	22250.000	0.890	4	22250.000	0.890
			13.28			13.28				9.23			9.22
No. of Beneficiary	99018	13.410	13.278	99018	13.410	13.278	No. of Beneficiary	49052	18.800	9.226	49052	18.806	9.223
	13		1.874	13		1.874		13		1.874	13		1.874

National Health Mission, Assam

33-Fund allocated to Udalguri							34-Fund allocated to West Karbi Anglong						
2024-25				2025-26			2024-25				2025-26		
Fresh approval				Fresh approval			Fresh approval				Fresh approval		
Mesure of quantity/ Target	Quantity/ Target	Avr. Unit Cost (In lakh)	Fin. Allocation (Rs. in lakh)	Quantity/ Target	Avr. Unit Cost (In lakh)	Fin. Allocation (Rs. in lakh)	Mesure of quantity/ Target	Quantity/ Target	Avr. Unit Cost (In lakh)	Fin. Allocation (Rs. in lakh)	Quantity/ Target	Avr. Unit Cost (In lakh)	Fin. Allocation (Rs. in lakh)
	4870		26.65	3255		30.17		106		0.47	333		2.87
0.000	1013		17.979	1087		19.407	0.000	247	#DIV/0!	4.371	262	#DIV/0!	4.649
Nos of Camp	18	0.150	2.700	19	0.150	2.850	Nos of Camp	4	0.150	0.600	4	0.150	0.600
	589	0.024	14.264	640	0.024	15.487		144	0.024	3.524	155	0.024	3.789
	406	0.002500	1.015	428	#####	1.070		99	0.002499	0.247	103	0.002500	0.260
		#DIV/0!			#DIV/0!				#DIV/0!			#DIV/0!	
		#DIV/0!			#DIV/0!				#DIV/0!			#DIV/0!	
		#DIV/0!			#DIV/0!				#DIV/0!			#DIV/0!	
		#DIV/0!			#DIV/0!				#DIV/0!			#DIV/0!	
		#DIV/0!			#DIV/0!				#DIV/0!			#DIV/0!	
		#DIV/0!			#DIV/0!				#DIV/0!			#DIV/0!	
		#DIV/0!			#DIV/0!				#DIV/0!			#DIV/0!	
		#DIV/0!			#DIV/0!				#DIV/0!			#DIV/0!	

National Health Mission, Assam

33-Fund allocated to Udalguri							34-Fund allocated to West Karbi Anglong						
2024-25				2025-26			2024-25				2025-26		
Fresh approval				Fresh approval			Fresh approval				Fresh approval		
Mesure of quantity/ Target	Quantity/ Target	Avr. Unit Cost (In lakh)	Fin. Allocation (Rs. in lakh)	Quantity/ Target	Avr. Unit Cost (In lakh)	Fin. Allocation (Rs. in lakh)	Mesure of quantity/ Target	Quantity/ Target	Avr. Unit Cost (In lakh)	Fin. Allocation (Rs. in lakh)	Quantity/ Target	Avr. Unit Cost (In lakh)	Fin. Allocation (Rs. in lakh)
		#DIV/0!			#DIV/0!				#DIV/0!			#DIV/0!	
0.00	52	#DIV/0!	2.32	52	#DIV/0!	2.32	0.00	52	#DIV/0!	2.32	52	#DIV/0!	2.32
	2	0.160	0.320	2	0.160	0.320		2	0.160	0.320	2	0.160	0.320
	50	0.040	2.000	50	0.040	2.000		50	0.040	2.000	50	0.040	2.000
		#DIV/0!			#DIV/0!				#DIV/0!			#DIV/0!	
		#DIV/0!			#DIV/0!				#DIV/0!			#DIV/0!	
		#DIV/0!			#DIV/0!				#DIV/0!			#DIV/0!	
0.000	6742	#DIV/0!	12.255	7231	#DIV/0!	13.246	0.000	4076	#DIV/0!	7.183	4334	#DIV/0!	7.693
	8	0.050	0.400	10	0.050	0.500		8	0.050	0.400	10	0.050	0.500
	1239	0.0002	0.248	1290	0.0002	0.258		1277	0.0002	0.255	1329	0.0002	0.266
	2337	0.002	5.610	2454	0.002	5.890		1234	0.002	2.960	1296	0.002	3.110
	409	0.003	1.230	510	0.003	1.530		160	0.003	0.480	200	0.003	0.600
	2337	0.001	2.800	2454	0.001	2.940		1234	0.001	1.480	1296	0.001	1.550

National Health Mission, Assam

33-Fund allocated to Udalguri							34-Fund allocated to West Karbi Anglong						
2024-25				2025-26			2024-25				2025-26		
Fresh approval				Fresh approval			Fresh approval				Fresh approval		
Mesure of quantity/ Target	Quantity/ Target	Avr. Unit Cost (In lakh)	Fin. Allocation (Rs. in lakh)	Quantity/ Target	Avr. Unit Cost (In lakh)	Fin. Allocation (Rs. in lakh)	Mesure of quantity/ Target	Quantity/ Target	Avr. Unit Cost (In lakh)	Fin. Allocation (Rs. in lakh)	Quantity/ Target	Avr. Unit Cost (In lakh)	Fin. Allocation (Rs. in lakh)
	409	0.001	0.600	510	0.001	0.760		160	0.002	0.240	200	0.002	0.300
		#DIV/0!			#DIV/0!				#DIV/0!			#DIV/0!	
		#DIV/0!			#DIV/0!				#DIV/0!			#DIV/0!	
	1	0.493	0.4925	1	0.493	0.4925		1	0.493	0.4925	1	0.493	0.4925
	2	0.438	0.875	2	0.438	0.875		2	0.438	0.875	2	0.438	0.875
		#DIV/0!			#DIV/0!				#DIV/0!			#DIV/0!	
		#DIV/0!			#DIV/0!				#DIV/0!			#DIV/0!	
		#DIV/0!			#DIV/0!				#DIV/0!			#DIV/0!	
		#DIV/0!			#DIV/0!				#DIV/0!			#DIV/0!	
0.000	5082	#DIV/0!	4.307	5142	#DIV/0!	4.367	0.000	5082	#DIV/0!	4.307	5132	#DIV/0!	4.307
	2540	0.000748	1.900	2570	#####	1.930		2540	0.000748	1.900	2565	0.000741	1.900
	2540	0.001	1.900	2570	0.001	1.930		2540	0.001	1.900	2565	0.001	1.900
		#DIV/0!			#DIV/0!				#DIV/0!			#DIV/0!	

National Health Mission, Assam

33-Fund allocated to Udalguri							34-Fund allocated to West Karbi Anglong						
2024-25				2025-26			2024-25				2025-26		
Fresh approval				Fresh approval			Fresh approval				Fresh approval		
Mesure of quantity/ Target	Quantity/ Target	Avr. Unit Cost (In lakh)	Fin. Allocation (Rs. in lakh)	Quantity/ Target	Avr. Unit Cost (In lakh)	Fin. Allocation (Rs. in lakh)	Mesure of quantity/ Target	Quantity/ Target	Avr. Unit Cost (In lakh)	Fin. Allocation (Rs. in lakh)	Quantity/ Target	Avr. Unit Cost (In lakh)	Fin. Allocation (Rs. in lakh)
	1	0.174	0.1735	1	0.174	0.1735		1	0.174	0.1735	1	0.174	0.1735
	1	0.333	0.333	1	0.333	0.333		1	0.333	0.333	1	0.333	0.333
		#DIV/0!			#DIV/0!				#DIV/0!			#DIV/0!	
		#DIV/0!			#DIV/0!				#DIV/0!			#DIV/0!	
		#DIV/0!			#DIV/0!				#DIV/0!			#DIV/0!	
0.000	8674	#DIV/0!	33.688	8814	#DIV/0!	34.703	0.000	2723	#DIV/0!	11.822	2835	#DIV/0!	12.134
	1404	0.001	1.40	1474	0.001	1.47		336	0.001	0.34	352	0.001	0.35
	4800	0.001	4.800	4800	0.001	4.800		1660	0.001	1.660	1740	0.001	1.740
	1065	0.005	5.110	1065	0.005	5.110		390	0.005	1.870	390	0.005	1.870
	1404	0.013500	18.954	1474	#####	19.899		336	0.013500	4.536	352	0.013500	4.752
	1	3.420	3.420	1	3.420	3.420		1	3.420	3.420	1	3.420	3.420
		#DIV/0!			#DIV/0!				#DIV/0!			#DIV/0!	
		#DIV/0!			#DIV/0!				#DIV/0!			#DIV/0!	
		#DIV/0!			#DIV/0!				#DIV/0!			#DIV/0!	
0.000	0	#DIV/0!	0.000	0	#DIV/0!	0.000	0.000	0	#DIV/0!	0.000	0	#DIV/0!	0.000

National Health Mission, Assam

33-Fund allocated to Udalguri							34-Fund allocated to West Karbi Anglong						
2024-25			2025-26				2024-25			2025-26			
Fresh approval			Fresh approval				Fresh approval			Fresh approval			
Mesure of quantity/ Target	Quantity/ Target	Avr. Unit Cost (In lakh)	Fin. Allocation (Rs. in lakh)	Quantity/ Target	Avr. Unit Cost (In lakh)	Fin. Allocation (Rs. in lakh)	Mesure of quantity/ Target	Quantity/ Target	Avr. Unit Cost (In lakh)	Fin. Allocation (Rs. in lakh)	Quantity/ Target	Avr. Unit Cost (In lakh)	Fin. Allocation (Rs. in lakh)
		#DIV/0!			#DIV/0!				#DIV/0!			#DIV/0!	
0.000	3	0.637	0.979	2	0.637	0.637	0.000	2	0.637	0.637	2	0.637	0.637
	1	0.295	0.295	1	0.295	0.295		1	0.295	0.295	1	0.295	0.295
	2	0.342	0.684	1	0.342	0.342		1	0.342	0.342	1	0.342	0.342
0.000	312	0.107	2.088	312	0.107	2.088	0.000	116	0.109	1.098	116	0.109	1.098
	3	0.020	0.06	3	0.020	0.06		4	0.020	0.08	4	0.020	0.08
	3	0.015	0.045	3	0.015	0.045		4	0.015	0.060	4	0.015	0.060
	3	0.030	0.09	3	0.030	0.09		4	0.030	0.12	4	0.030	0.12
	3	0.030	0.09	3	0.030	0.09		4	0.030	0.12	4	0.030	0.12
	150	0.006	0.895	150	0.006	0.895		50	0.008	0.415	50	0.008	0.415

National Health Mission, Assam

33-Fund allocated to Udalguri							34-Fund allocated to West Karbi Anglong						
2024-25				2025-26			2024-25				2025-26		
Fresh approval				Fresh approval			Fresh approval				Fresh approval		
Mesure of quantity/ Target	Quantity/ Target	Avr. Unit Cost (In lakh)	Fin. Allocation (Rs. in lakh)	Quantity/ Target	Avr. Unit Cost (In lakh)	Fin. Allocation (Rs. in lakh)	Mesure of quantity/ Target	Quantity/ Target	Avr. Unit Cost (In lakh)	Fin. Allocation (Rs. in lakh)	Quantity/ Target	Avr. Unit Cost (In lakh)	Fin. Allocation (Rs. in lakh)
	150	0.006	0.908	150	0.006	0.908		50	0.006	0.303	50	0.006	0.303
0.000	5493	#DIV/0!	30.728	5985	#DIV/0!	33.538	0.000	1145	#DIV/0!	6.968	1132	#DIV/0!	7.013
	45	0.005	0.230	45	0.005	0.230		18	0.005	0.090	18	0.005	0.090
	84	0.010	0.840	82	0.009	0.760		96	0.005	0.480	96	0.005	0.480
	4683	0.005	23.420	5450	0.005	27.250		825	0.005	4.130	908	0.005	4.540
	282	0.010	2.820	307	0.010	3.070		65	0.010	0.650	68	0.010	0.680
		#DIV/0!			#DIV/0!				#DIV/0!			#DIV/0!	
	1	0.165	0.165	1	0.165	0.165		1	0.165	0.165	1	0.165	0.165
		#DIV/0!			#DIV/0!				#DIV/0!			#DIV/0!	
		#DIV/0!			#DIV/0!				#DIV/0!			#DIV/0!	
		#DIV/0!			#DIV/0!				#DIV/0!			#DIV/0!	
		#DIV/0!			#DIV/0!				#DIV/0!			#DIV/0!	

National Health Mission, Assam

33-Fund allocated to Udalguri							34-Fund allocated to West Karbi Anglong						
2024-25			2025-26				2024-25			2025-26			
Fresh approval			Fresh approval				Fresh approval			Fresh approval			
Mesure of quantity/ Target	Quantity/ Target	Avr. Unit Cost (In lakh)	Fin. Allocation (Rs. in lakh)	Quantity/ Target	Avr. Unit Cost (In lakh)	Fin. Allocation (Rs. in lakh)	Mesure of quantity/ Target	Quantity/ Target	Avr. Unit Cost (In lakh)	Fin. Allocation (Rs. in lakh)	Quantity/ Target	Avr. Unit Cost (In lakh)	Fin. Allocation (Rs. in lakh)
	4	0.025	0.100	4	0.025	0.100		4	0.025	0.100	4	0.025	0.100
		#DIV/0!			#DIV/0!				#DIV/0!			#DIV/0!	
		#DIV/0!			#DIV/0!				#DIV/0!			#DIV/0!	
	300	0.004	1.200		#DIV/0!			100	0.004	0.400		#DIV/0!	
		#DIV/0!			#DIV/0!				#DIV/0!			#DIV/0!	
		#DIV/0!			#DIV/0!				#DIV/0!			#DIV/0!	
	1	0.423	0.4225	1	0.423	0.4225		1	0.423	0.4225	1	0.423	0.4225
	90	0.005	0.450	92	0.005	0.460		34	0.005	0.170	35	0.005	0.175
	3	0.360	1.080	3	0.360	1.080		1	0.360	0.360	1	0.360	0.360
		#DIV/0!			#DIV/0!				#DIV/0!			#DIV/0!	
		#DIV/0!			#DIV/0!				#DIV/0!			#DIV/0!	
		#DIV/0!			#DIV/0!				#DIV/0!			#DIV/0!	
		#DIV/0!			#DIV/0!				#DIV/0!			#DIV/0!	
		#DIV/0!			#DIV/0!				#DIV/0!			#DIV/0!	

National Health Mission, Assam

33-Fund allocated to Udalguri							34-Fund allocated to West Karbi Anglong						
2024-25				2025-26			2024-25				2025-26		
Fresh approval				Fresh approval			Fresh approval				Fresh approval		
Measure of quantity/ Target	Quantity/ Target	Avr. Unit Cost (In lakh)	Fin. Allocation (Rs. in lakh)	Quantity/ Target	Avr. Unit Cost (In lakh)	Fin. Allocation (Rs. in lakh)	Measure of quantity/ Target	Quantity/ Target	Avr. Unit Cost (In lakh)	Fin. Allocation (Rs. in lakh)	Quantity/ Target	Avr. Unit Cost (In lakh)	Fin. Allocation (Rs. in lakh)
0	0	0	0	0	0	0	0	0	0	0	0	0	0
0	0	0	0	0	0	0	0	0	0	0	0	0	0
0	0	0	0	0	0	0	0	0	0	0	0	0	0
0	0	0	0	0	0	0	0	0	0	0	0	0	0
0	0	0	0	0	0	0	0	0	0	0	0	0	0
0	0	0	0	0	0	0	0	0	0	0	0	0	0
0.00	1065.00	200.00	2.13	1065.00	200.00	2.13	0.00	397.00	200.00	0.79	397.00	200.00	0.79
No of ASHA	1065.000	200.000	2.13	1065	200	2.13	No of ASHA	397.000	200	0.79	397.000	200	0.79
			0.00			0.00				0.00			0.00

National Health Mission, Assam

33-Fund allocated to Udalguri							34-Fund allocated to West Karbi Anglong						
2024-25				2025-26			2024-25				2025-26		
Fresh approval				Fresh approval			Fresh approval				Fresh approval		
Mesure of quantity/ Target	Quantity/ Target	Avr. Unit Cost (In lakh)	Fin. Allocation (Rs. in lakh)	Quantity/ Target	Avr. Unit Cost (In lakh)	Fin. Allocation (Rs. in lakh)	Mesure of quantity/ Target	Quantity/ Target	Avr. Unit Cost (In lakh)	Fin. Allocation (Rs. in lakh)	Quantity/ Target	Avr. Unit Cost (In lakh)	Fin. Allocation (Rs. in lakh)
0.00	0.00	0.00	0.00	0.00	0.00	0.00	0.00	0.00	0.00	0.00	0.00	0.00	0.00
			0.0000			0.0000				0.0000			
0.00	1065.00	400.00	4.26	1065.00	400.00	4.26	0.00	397.00	400.00	1.59	397.00	400.00	1.59
			0.000			0.000				0.000			
NO OF ASHA	1065.000	400.000	4.260	1065.000	400.000	4.26	NO OF ASHA	397.000	400	1.588	397.000	400.000	1.59
0.00	35088.00	85001.00	1.20	35088.00	#####	1.20	0.00	36641.00	35001.00	0.72	36985.00	35001.00	0.72
no of children	#####	1.000	0.351	35087.000	1.000	0.351	no of children	#####	1	0.366	36984.000	1	0.370
			0.000			0.000				0.000			
			0.000			0.000				0.000			

National Health Mission, Assam

33-Fund allocated to Udalguri							34-Fund allocated to West Karbi Anglong						
2024-25			2025-26				2024-25			2025-26			
Fresh approval			Fresh approval				Fresh approval			Fresh approval			
Mesure of quantity/ Target	Quantity/ Target	Avr. Unit Cost (In lakh)	Fin. Allocation (Rs. in lakh)	Quantity/ Target	Avr. Unit Cost (In lakh)	Fin. Allocation (Rs. in lakh)	Mesure of quantity/ Target	Quantity/ Target	Avr. Unit Cost (In lakh)	Fin. Allocation (Rs. in lakh)	Quantity/ Target	Avr. Unit Cost (In lakh)	Fin. Allocation (Rs. in lakh)
			0.000			0.000				0.000			
			0.000			0.000				0.000			
no of district	1.000	85000.000	0.850	1.000	#####	0.850	no of district	1.000	35000	0.350	1.000	35000	0.350
0	1	32000	0.32	1	32000	0.32	0	1	22000	0.22	1	22000	0.22
no of district	1.000	32000.000	0.320	1.000	#####	0.320	no of district	1.000	22000.000	0.220	1.000	22000.000	0.220
			26.243			28.415				8.141			13.356
0	0.000	0.000	0	0	0	0	0.000	0.000	0	0.000	0.000	0	0.000
0	0.000	0.000	0	0	0	0	0.000	0.000	0	0.000	0.000	0	0.000
0	0.000	0.000	0	0	0	0	0.000	0.000	0	0.000	0.000	0	0.000
0	0.000	0.000	0	0	0	0	0.000	0.000	0	0.000	0.000	0	0.000

National Health Mission, Assam

33-Fund allocated to Udalguri							34-Fund allocated to West Karbi Anglong						
2024-25				2025-26			2024-25				2025-26		
Fresh approval				Fresh approval			Fresh approval				Fresh approval		
Measure of quantity/ Target	Quantity/ Target	Avr. Unit Cost (In lakh)	Fin. Allocation (Rs. in lakh)	Quantity/ Target	Avr. Unit Cost (In lakh)	Fin. Allocation (Rs. in lakh)	Measure of quantity/ Target	Quantity/ Target	Avr. Unit Cost (In lakh)	Fin. Allocation (Rs. in lakh)	Quantity/ Target	Avr. Unit Cost (In lakh)	Fin. Allocation (Rs. in lakh)
0	0	0	0	0	0	0	0	0	0	0	0	0	0
0	0	0	0	0	0	0	0	0	0	0	0	0	0
Per District	2.000	0.030	0	2	0.03	0.06	Per District	2.000	0	0.060	2.000	0.03	0.060
0	0	0	0	0	0	0	0	0	0	0	0	0	0
per block	3	0.360	1.08	3	0.36	1.08	per block	4	0.3600	1.4400	4	0.3600	1.4400
Per District	1.000	0.960	0.96	1	1	0.96	Per District	1.000	1	0.960	1.000	1	0.960
0	0	0	0	0	0	0	0	0	0	0	0	0	0
0	11	4.305	5.055	11	4.3475	5.0975	0	13	4.305	5.665	13	4.3475	5.7075

National Health Mission, Assam

33-Fund allocated to Udalguri							34-Fund allocated to West Karbi Anglong						
2024-25				2025-26			2024-25				2025-26		
Fresh approval				Fresh approval			Fresh approval				Fresh approval		
Measure of quantity/ Target	Quantity/ Target	Avr. Unit Cost (In lakh)	Fin. Allocation (Rs. in lakh)	Quantity/ Target	Avr. Unit Cost (In lakh)	Fin. Allocation (Rs. in lakh)	Measure of quantity/ Target	Quantity/ Target	Avr. Unit Cost (In lakh)	Fin. Allocation (Rs. in lakh)	Quantity/ Target	Avr. Unit Cost (In lakh)	Fin. Allocation (Rs. in lakh)
No. of MTS	3	0.02	0.06	3	0.02	0.06	No. of MTS	4	0.02	0.08	4	0.02	0.08
No. of Vehicle	1	0.60	0.60	1	0.65	0.65							
Month wise	12	0.10	1.20	12	0.10	1.20	Month wise	12	0.10	1.20	12	0.10	1.20
			17.5209			17.840				10.3879			10.612
case wise	8	0.003	0.02	8	0.003	0.02	case wise	1	0.003	0.003	1	0.003	0.003
Operational cost wise	8	0.375	3.000	8	0.375	3.000	Operational cost wise	3	0.375	1.125	3	0.375	1.125
In litres	300	0.0061	1.83	300	0.0061	1.83	In litres	100	0.0061	0.61	100	0.0061	0.61
Batchwise	2	0.35	0.70	2	0.35	0.70	Batchwise	2	0.35	0.70	2	0.35	0.70

National Health Mission, Assam

33-Fund allocated to Udalguri							34-Fund allocated to West Karbi Anglong						
2024-25				2025-26			2024-25				2025-26		
Fresh approval				Fresh approval			Fresh approval				Fresh approval		
Mesure of quantity/ Target	Quantity/ Target	Avr. Unit Cost (In lakh)	Fin. Allocation (Rs. in lakh)	Quantity/ Target	Avr. Unit Cost (In lakh)	Fin. Allocation (Rs. in lakh)	Mesure of quantity/ Target	Quantity/ Target	Avr. Unit Cost (In lakh)	Fin. Allocation (Rs. in lakh)	Quantity/ Target	Avr. Unit Cost (In lakh)	Fin. Allocation (Rs. in lakh)
Districtwise	1	1.30	1.30	1	1.30	1.30	Districtwise	1	0.40	0.40	1	0.40	0.40
Districtwise	1	1.10	1.10	1	1.10	1.10	Districtwise	1	0.80	0.80	1	0.80	0.80
			5.300			5.300				2.400			2.400
District wise	1	0.584	0.584	1	0.584	0.584							
							Block wise	4	0.07500	0.300	4	0.07500	0.300
District wise	1	0.35	0.35	1	0.35	0.35							
District wise	1	5.00	5.00										
District wise	1	0.10	0.10	1	0.10	0.10							
District wise	1	1.00	1.00	1	1.00	1.00							
District wise	1	0.50	0.50	1	0.50	0.50	District wise	1	0.50	0.50	1	0.50	0.50

National Health Mission, Assam

33-Fund allocated to Udalguri							34-Fund allocated to West Karbi Anglong						
2024-25				2025-26			2024-25				2025-26		
Fresh approval				Fresh approval			Fresh approval				Fresh approval		
Mesure of quantity/ Target	Quantity/ Target	Avr. Unit Cost (In lakh)	Fin. Allocation (Rs. in lakh)	Quantity/ Target	Avr. Unit Cost (In lakh)	Fin. Allocation (Rs. in lakh)	Mesure of quantity/ Target	Quantity/ Target	Avr. Unit Cost (In lakh)	Fin. Allocation (Rs. in lakh)	Quantity/ Target	Avr. Unit Cost (In lakh)	Fin. Allocation (Rs. in lakh)
District	1	0.20	0.20	1	0.20	0.20	District	1	0.20	0.20	1	0.20	0.20
Distyric wise	1	0.75	0.75	1	0.75	0.75							
			8.484			3.484				1.000			1.000
			39.74			35.06				17.29			17.52
0	723	20.784	21.347	673	20.784	21.297	0	619	7.974	8.474	573	7.974	8.437
Camp	1	0.100	0.100	1	0.100	0.100	Camp	1	0.100	0.100	1	0.100	0.100
No. of case	10	0.0025	0.025	10	0.0025	0.025	No. of case	8	0.0025	0.020	10	0.0025	0.025

National Health Mission, Assam

33-Fund allocated to Udalguri							34-Fund allocated to West Karbi Anglong						
2024-25				2025-26			2024-25				2025-26		
Fresh approval				Fresh approval			Fresh approval				Fresh approval		
Measure of quantity/ Target	Quantity/ Target	Avr. Unit Cost (In lakh)	Fin. Allocation (Rs. in lakh)	Quantity/ Target	Avr. Unit Cost (In lakh)	Fin. Allocation (Rs. in lakh)	Measure of quantity/ Target	Quantity/ Target	Avr. Unit Cost (In lakh)	Fin. Allocation (Rs. in lakh)	Quantity/ Target	Avr. Unit Cost (In lakh)	Fin. Allocation (Rs. in lakh)
No. of case	4	0.004	0.016	4	0.004	0.016	No. of case	2	0.004	0.008	4	0.004	0.016
No. of case	6	0.006	0.036	6	0.006	0.036	No. of case	6	0.006	0.036	6	0.006	0.036
No. of case	400	0.0005	0.200	400	0.0005	0.200	No. of case	300	0.0005	0.150	300	0.0005	0.150
No. of ASHA	300	0.001	0.300	250	0.001	0.250	No. of ASHA	300	0.001	0.300	250	0.001	0.250
District	1	0.100	0.100	1	0.100	0.100	District	1	0.050	0.050	1	0.050	0.050
Round	1	20.570	20.570	1	20.570	20.570	Round	1	7.810	7.810	1	7.810	7.810
0	32	0.007	0.104	32	0.007	0.104	0	32	0.007	0.104	32	0.007	0.104
Foot wear	8	0.004	0.032	8	0.004	0.032	Foot wear	8	0.004	0.032	8	0.004	0.032
No. of Kits	24	0.003	0.072	24	0.003	0.072	No. of Kits	24	0.003	0.072	24	0.003	0.072
0.00	7.00	1.69	2.56	7.00	1.69	2.56	0.00	7.00	1.69	2.56	7.00	1.69	2.56
No. of batch	3	0.43	1.300	3	0.43	1.300	No. of batch	3	0.43	1.300	3	0.43	1.300

National Health Mission, Assam

33-Fund allocated to Udalguri							34-Fund allocated to West Karbi Anglong						
2024-25				2025-26			2024-25				2025-26		
Fresh approval				Fresh approval			Fresh approval				Fresh approval		
Measure of quantity/ Target	Quantity/ Target	Avr. Unit Cost (In lakh)	Fin. Allocation (Rs. in lakh)	Quantity/ Target	Avr. Unit Cost (In lakh)	Fin. Allocation (Rs. in lakh)	Measure of quantity/ Target	Quantity/ Target	Avr. Unit Cost (In lakh)	Fin. Allocation (Rs. in lakh)	Quantity/ Target	Avr. Unit Cost (In lakh)	Fin. Allocation (Rs. in lakh)
No. of District	1	0.200	0.200	1	0.200	0.200	No. of District	1	0.200	0.200	1	0.200	0.200
No. of District	1	0.100	0.100	1	0.100	0.100	No. of District	1	0.100	0.100	1	0.100	0.100
District	1	0.600	0.600	1	0.600	0.600	District	1	0.600	0.600	1	0.600	0.600
District	1	0.360	0.360	1	0.360	0.360	District	1	0.360	0.360	1	0.360	0.360
	762		24.011	712		23.961		658		11.138	612		11.101
0	85023	5.997	32.1645	85023	5.99683	32.177	0	33297	5.99695	23.040	33298	5.99683	23.010

National Health Mission, Assam

33-Fund allocated to Udalguri							34-Fund allocated to West Karbi Anglong						
2024-25				2025-26			2024-25				2025-26		
Fresh approval				Fresh approval			Fresh approval				Fresh approval		
Measure of quantity/ Target	Quantity/ Target	Avr. Unit Cost (In lakh)	Fin. Allocation (Rs. in lakh)	Quantity/ Target	Avr. Unit Cost (In lakh)	Fin. Allocation (Rs. in lakh)	Measure of quantity/ Target	Quantity/ Target	Avr. Unit Cost (In lakh)	Fin. Allocation (Rs. in lakh)	Quantity/ Target	Avr. Unit Cost (In lakh)	Fin. Allocation (Rs. in lakh)
No. of Patient	400	0.010	4.000	400	0.01	4.000	No. of Patient	250	0.01	2.500	250	0.01	2.500
	3000	0.00025	0.750	3000	0.00025	0.750		2000	0.00025	0.500	2000	0.00025	0.500
	78700	0.00010	7.870	78700	0.00010	7.870		28700	0.00010	2.870	28700	0.00010	2.870
			0.000			0.000				0.000			0.000
			0.000			0.000				0.000			0.000
			0.000			0.000				0.000			0.000
No. of DTC	1	0.500	0.500	1	0.500	0.500	No. of DTC	1	0.500	0.500	1	0.500	0.500
No. of DDS	1	0.200	0.200	1	0.200	0.200	No. of DDS	1	0.200	0.200	1	0.200	0.200
No of TU	3	0.200	0.600	3	0.200	0.600	No of TU	4	0.200	0.800	4	0.200	0.800
No. of DMC	12	0.05	0.600	12	0.05	0.600	No. of DMC	6	0.05	0.300	6	0.05	0.300
			0.000			0.000				0.000			0.000
			0.000			0.000				0.000			0.000
			0.000			0.000				0.000			0.000
No. of Machine	15	0.04	0.600	15	0.04	0.600	No. of Machine	10	0.04	0.390	10	0.04	0.390
			0.000			0.000				0.000			0.000
No. of Str	1	0.515	0.515	1	0.515	0.515	No. of Str	1	0.515	0.520	1	0.515	0.520

National Health Mission, Assam

33-Fund allocated to Udalguri							34-Fund allocated to West Karbi Anglong						
2024-25				2025-26			2024-25				2025-26		
Fresh approval				Fresh approval			Fresh approval				Fresh approval		
Measure of quantity/ Target	Quantity/ Target	Avr. Unit Cost (In lakh)	Fin. Allocation (Rs. in lakh)	Quantity/ Target	Avr. Unit Cost (In lakh)	Fin. Allocation (Rs. in lakh)	Measure of quantity/ Target	Quantity/ Target	Avr. Unit Cost (In lakh)	Fin. Allocation (Rs. in lakh)	Quantity/ Target	Avr. Unit Cost (In lakh)	Fin. Allocation (Rs. in lakh)
			0.000			0.000				0.000			0.000
No. of items	2700	0.00238	6.426	2700	0.00238	6.426	No. of items	2250	0.00238	5.356	2250	0.00238	5.350
			0.000			0.000				0.000			0.000
			0.000			0.000				0.000			0.000
No. of Batches	1	2.36	2.360	1	2.36	2.360	No. of Batches	1	2.36	2.360	1	2.36	2.360
No of Participants	21	0.0055	0.116	21	0.006	0.116	No of Participants	24	0.0055	0.132	24	0.006	0.132
No of CHOs	150	0.01352	2.0280	150	0.0136	2.040	No of CHOs	30	0.01372	0.4116	31	0.0136	0.388
			0.000			0.000				0.000			0.000
			0.000			0.000				0.000			0.000
			0.000			0.000				0.000			0.000
			0.000			0.000				0.000			0.000
			0.000			0.000				0.000			0.000
			0.000			0.000				0.000			0.000
			0.000			0.000				0.000			0.000

National Health Mission, Assam

33-Fund allocated to Udalguri							34-Fund allocated to West Karbi Anglong							
2024-25				2025-26			2024-25				2025-26			
Fresh approval				Fresh approval			Fresh approval				Fresh approval			
Measure of quantity/ Target	Quantity/ Target	Avr. Unit Cost (In lakh)	Fin. Allocation (Rs. in lakh)	Quantity/ Target	Avr. Unit Cost (In lakh)	Fin. Allocation (Rs. in lakh)	Measure of quantity/ Target	Quantity/ Target	Avr. Unit Cost (In lakh)	Fin. Allocation (Rs. in lakh)	Quantity/ Target	Avr. Unit Cost (In lakh)	Fin. Allocation (Rs. in lakh)	
No. of Items	1	1.400	1.400	1	1.400	1.400	No. of Items	1	1.400	1.400	1	1.400	1.400	
			0.000			0.000				0.000			0.000	
			0.000			0.000				0.000			0.000	
			0.000			0.000				0.000			0.000	
No of Visit			0.000			0.000	No of Visit			0.000			0.000	
No of Visit	5	0.6	3.000	5	0.600	3.000	No of Visit	6	0.6	3.600	6	0.600	3.600	
Lumpsum	12	0.100	1.2000	12	0.100	1.200	Lumpsum	12	0.100	1.2000	12	0.100	1.200	
	0	1469	0.081	36.475	1469	0.0805	36.475	0	380	0.0805	10.030	380	0.0805	10.030
No of Patient	1131	0.03	33.9300	1131	0.03	33.930	No of Patient	300	0.03	9.0000	300	0.03	9.000	
No of Patient	48	0.05	2.4000	48	0.05	2.400	No of Patient	20	0.05	1.0000	20	0.05	1.000	

National Health Mission, Assam

33-Fund allocated to Udalguri							34-Fund allocated to West Karbi Anglong						
2024-25				2025-26			2024-25				2025-26		
Fresh approval				Fresh approval			Fresh approval				Fresh approval		
Mesure of quantity/ Target	Quantity/ Target	Avr. Unit Cost (In lakh)	Fin. Allocation (Rs. in lakh)	Quantity/ Target	Avr. Unit Cost (In lakh)	Fin. Allocation (Rs. in lakh)	Mesure of quantity/ Target	Quantity/ Target	Avr. Unit Cost (In lakh)	Fin. Allocation (Rs. in lakh)	Quantity/ Target	Avr. Unit Cost (In lakh)	Fin. Allocation (Rs. in lakh)
No of Patient	290	0.0005	0.1450	290	0.0005	0.145	No of Patient	60	0.0005	0.0300	60	0.0005	0.030
0	317	1.465	3.03	317	1.465	3.030	0	185	0.015	0.925	185	0.015	0.925
No of Patient	220	0.005	1.1000	220	0.005	1.100	No of Patient	80	0.005	0.4000	80	0.005	0.400
No of Patient	60	0.005	0.3000	60	0.005	0.300	No of Patient	60	0.005	0.3000	60	0.005	0.300
No. of Scheme	1	1.45	1.4500	1	1.45	1.450							
No of Patient	36	0.005	0.1800	36	0.005	0.180	No of Patient	45	0.005	0.2250	45	0.005	0.225

National Health Mission, Assam

33-Fund allocated to Udalguri							34-Fund allocated to West Karbi Anglong						
2024-25				2025-26			2024-25				2025-26		
Fresh approval				Fresh approval			Fresh approval				Fresh approval		
Measure of quantity/ Target	Quantity/ Target	Avr. Unit Cost (In lakh)	Fin. Allocation (Rs. in lakh)	Quantity/ Target	Avr. Unit Cost (In lakh)	Fin. Allocation (Rs. in lakh)	Measure of quantity/ Target	Quantity/ Target	Avr. Unit Cost (In lakh)	Fin. Allocation (Rs. in lakh)	Quantity/ Target	Avr. Unit Cost (In lakh)	Fin. Allocation (Rs. in lakh)
0	857	0.055	16.3253	857	0.0551	16.325	0	325	0.0551	6.933	325	0.0551	6.933
No of Patient	624	0.025	15.6000	624	0.025	15.600	No of Patient	266	0.025	6.6500	266	0.025	6.650
No of Participants	3	0.0176	0.0528	3	0.0176	0.053	No of Participants	4	0.0176	0.0704	4	0.0176	0.070
No of Participants	13	0.01	0.1300	13	0.01	0.130	No of Participants	10	0.01	0.1000	10	0.01	0.100
No of Patients	217	0.0025	0.5425	217	0.0025	0.543	No of Patients	45	0.0025	0.1125	45	0.0025	0.113

National Health Mission, Assam

33-Fund allocated to Udalguri							34-Fund allocated to West Karbi Anglong						
2024-25				2025-26			2024-25				2025-26		
Fresh approval				Fresh approval			Fresh approval				Fresh approval		
Mesure of quantity/ Target	Quantity/ Target	Avr. Unit Cost (In lakh)	Fin. Allocation (Rs. in lakh)	Quantity/ Target	Avr. Unit Cost (In lakh)	Fin. Allocation (Rs. in lakh)	Mesure of quantity/ Target	Quantity/ Target	Avr. Unit Cost (In lakh)	Fin. Allocation (Rs. in lakh)	Quantity/ Target	Avr. Unit Cost (In lakh)	Fin. Allocation (Rs. in lakh)
	658		1.850	658		1.850		441		1.300	441		1.300
No of activity	58	0.030	1.73	58	0.030	1.730	No of activity	41	0.03	1.220	41	0.03	1.220
No. of poster	600	0.000	0.12	600	0.00	0.120	No. of poster	400	0	0.080	400	0	0.080
#VALUE!	1123	3.320	12.212	1123	3.320	12.212	#VALUE!	363	3.322	6.514	363	3.322	6.514
No. of Patients	1120	0.0075	8.400	1120	0.0075	8.400	No. of Patients	360	0.0075	2.700	360	0.0075	2.700
No of activity	2	0.5	1.000	2	0.5	1.000	No of activity	2	0.5	1.000	2	0.5	1.000
No of Batches	1	2.812	2.812	1	2.812	2.812	No of Batches	1	2.814	2.814	1	2.814	2.814

National Health Mission, Assam

33-Fund allocated to Udalguri							34-Fund allocated to West Karbi Anglong						
2024-25				2025-26			2024-25				2025-26		
Fresh approval				Fresh approval			Fresh approval				Fresh approval		
Mesure of quantity/ Target	Quantity/ Target	Avr. Unit Cost (In lakh)	Fin. Allocation (Rs. in lakh)	Quantity/ Target	Avr. Unit Cost (In lakh)	Fin. Allocation (Rs. in lakh)	Mesure of quantity/ Target	Quantity/ Target	Avr. Unit Cost (In lakh)	Fin. Allocation (Rs. in lakh)	Quantity/ Target	Avr. Unit Cost (In lakh)	Fin. Allocation (Rs. in lakh)
#VALUE!	89768	10.979	103.617	89768	10.979	103.629	#VALUE!	35151	10.532	50.447	35152	10.531	50.417
0	0	0	0	0	0	0	0	0	0	0	0	0	0
0	1	0.15	0.15	1	0.15	0.15	0	1	0.15	0.15	1	0.15	0.15

National Health Mission, Assam

33-Fund allocated to Udalguri							34-Fund allocated to West Karbi Anglong						
2024-25				2025-26			2024-25				2025-26		
Fresh approval				Fresh approval			Fresh approval				Fresh approval		
Measure of quantity/ Target	Quantity/ Target	Avr. Unit Cost (In lakh)	Fin. Allocation (Rs. in lakh)	Quantity/ Target	Avr. Unit Cost (In lakh)	Fin. Allocation (Rs. in lakh)	Measure of quantity/ Target	Quantity/ Target	Avr. Unit Cost (In lakh)	Fin. Allocation (Rs. in lakh)	Quantity/ Target	Avr. Unit Cost (In lakh)	Fin. Allocation (Rs. in lakh)
			0.00			0.00				0.00			0.00
			0.00			0.00				0.00			0.00
			173.79			168.12				85.91			85.11
In nos.	50	0.01	0.25	50	0.01	0.25	0	0	0	0	0	0	0
In nos.	500	0.02	7.50	500	0.02	7.50	0	0	0	0	0	0	0
0.000	0	0	0.00	0	0	0.00	0.000	0.000	0	0.000	0.000	0	
0	0.000	0.000	0	0	0.00	0.00	0.000	0.000	0	0.000	0.000	0	0.000
0	0	0.00	0.00	0	0	0	0.000	0.000	0	0.000	0.000	0	0.000
0	0	0.00	0.00	0	0	0	0.000	0.000	0	0.000	0.000	0	0.000
0	0	0.00	0.00	0	0	0	0.000	0.000	0	0.000	0.000	0	0.000

National Health Mission, Assam

33-Fund allocated to Udalguri							34-Fund allocated to West Karbi Anglong						
2024-25				2025-26			2024-25				2025-26		
Fresh approval				Fresh approval			Fresh approval				Fresh approval		
Measure of quantity/ Target	Quantity/ Target	Avr. Unit Cost (In lakh)	Fin. Allocation (Rs. in lakh)	Quantity/ Target	Avr. Unit Cost (In lakh)	Fin. Allocation (Rs. in lakh)	Measure of quantity/ Target	Quantity/ Target	Avr. Unit Cost (In lakh)	Fin. Allocation (Rs. in lakh)	Quantity/ Target	Avr. Unit Cost (In lakh)	Fin. Allocation (Rs. in lakh)
In nos.	200	0.00	0.00	200	0	0	0.000	0.000	0	0.000	0.000	0	0.000
In nos.	335	0.00	0.00	335	0	0	0.000	0.000	0	0.000	0.000	0	0.000
0	0	0.00	0.00	0	0	0	0.000	0.000	0	0.000	0.000	0	0.000
0	0	0.00	0.00	0	0	0	0.000	0.000	0	0.000	0.000	0	0.000
0	1	0.30	0.30	1	0.3	0.3	0.000	0.000	0	0.000	0.000	0	0.000
	1086		8.05	1086		8.05		0		0.00	0		0.00
per district	1	4.38	4.38	1	4.38	4.38	per district	1	1.80	1.80	1	1.80	1.80
per district				1	1.25	1.25							
per district	1	1.00	1.00	1	1.00	1.00	per district	1	0.50	0.50	1	0.50	0.50
per district	1	0.10	0.10	1	0.10	0.10	per district	1	0.10	0.10	1	0.10	0.10
per district	3.000	0.2655	0.797	4	0.2655	1.062	per district				1.000	0.26	0.260

National Health Mission, Assam

33-Fund allocated to Udalguri							34-Fund allocated to West Karbi Anglong						
2024-25				2025-26			2024-25				2025-26		
Fresh approval				Fresh approval			Fresh approval				Fresh approval		
Measure of quantity/ Target	Quantity/ Target	Avr. Unit Cost (In lakh)	Fin. Allocation (Rs. in lakh)	Quantity/ Target	Avr. Unit Cost (In lakh)	Fin. Allocation (Rs. in lakh)	Measure of quantity/ Target	Quantity/ Target	Avr. Unit Cost (In lakh)	Fin. Allocation (Rs. in lakh)	Quantity/ Target	Avr. Unit Cost (In lakh)	Fin. Allocation (Rs. in lakh)
per district	1	0.12	0.12	1	0.12	0.12	per district	1	0.12	0.12	1	0.12	0.12
per district	1	0.7986	0.80	1	0.85	0.85	per district	1	0.48	0.48	1	0.62	0.62
per district	1	0.25	0.25	1	0.25	0.25	per district	1	0.25	0.25	1	0.25	0.25
	9		7.45	11		9.0097		6		3.25	7		3.653
0	1.00	0.75	0.75	1	0.75	0.75	0	1.00	0.75	0.75	1	0.75	0.75
Per District	1	0.75	0.75	1	0.75	0.75	Per District	1	0.75	0.75	1	0.75	0.75

National Health Mission, Assam

33-Fund allocated to Udalguri							34-Fund allocated to West Karbi Anglong						
2024-25				2025-26			2024-25				2025-26		
Fresh approval				Fresh approval			Fresh approval				Fresh approval		
Measure of quantity/ Target	Quantity/ Target	Avr. Unit Cost (In lakh)	Fin. Allocation (Rs. in lakh)	Quantity/ Target	Avr. Unit Cost (In lakh)	Fin. Allocation (Rs. in lakh)	Measure of quantity/ Target	Quantity/ Target	Avr. Unit Cost (In lakh)	Fin. Allocation (Rs. in lakh)	Quantity/ Target	Avr. Unit Cost (In lakh)	Fin. Allocation (Rs. in lakh)
0	2.00	-	-	2	-	-	0	2.00	-	-	2	-	-
Per District	1	-	-	1	-	-	Per District	1	-	-	1	-	-
Per District	1	-	-	1	-	-	Per District	1	-	-	1	-	-
	3		0.75	3		0.75		3		0.75	3		0.75
Month wise	12	0.03	0.36	12	0.03	0.36	Month wise	12	0.03	0.36	12	0.03	0.36
Batchwise	1	0.25	0.25	1	0.25	0.25	Batchwise	1	0.25	0.25	1	0.25	0.25
Districtwise	1	0.75	0.75	1	0.75	0.75	Districtwise	1	0.75	0.75	1	0.75	0.75

National Health Mission, Assam

33-Fund allocated to Udalguri							34-Fund allocated to West Karbi Anglong						
2024-25				2025-26			2024-25				2025-26		
Fresh approval				Fresh approval			Fresh approval				Fresh approval		
Measure of quantity/ Target	Quantity/ Target	Avr. Unit Cost (In lakh)	Fin. Allocation (Rs. in lakh)	Quantity/ Target	Avr. Unit Cost (In lakh)	Fin. Allocation (Rs. in lakh)	Measure of quantity/ Target	Quantity/ Target	Avr. Unit Cost (In lakh)	Fin. Allocation (Rs. in lakh)	Quantity/ Target	Avr. Unit Cost (In lakh)	Fin. Allocation (Rs. in lakh)
College wise	2	0.05	0.10	2	0.05	0.10	College wise	2	0.05	0.10	2	0.05	0.10
Batchwise	1	0.25	0.25	1	0.25	0.25	Batchwise	1	0.25	0.25	1	0.25	0.25
District wise	0	0.25	0.00	0	0.25	0.00	District wise	0	0.25	0.00	0	0.25	0.00

National Health Mission, Assam

33-Fund allocated to Udalguri							34-Fund allocated to West Karbi Anglong						
2024-25				2025-26			2024-25				2025-26		
Fresh approval				Fresh approval			Fresh approval				Fresh approval		
Mesure of quantity/ Target	Quantity/ Target	Avr. Unit Cost (In lakh)	Fin. Allocation (Rs. in lakh)	Quantity/ Target	Avr. Unit Cost (In lakh)	Fin. Allocation (Rs. in lakh)	Mesure of quantity/ Target	Quantity/ Target	Avr. Unit Cost (In lakh)	Fin. Allocation (Rs. in lakh)	Quantity/ Target	Avr. Unit Cost (In lakh)	Fin. Allocation (Rs. in lakh)
Batchwise	1	0.25	0.25	1	0.25	0.25	Batchwise	1	0.25	0.25	1	0.25	0.25
No. of survey	0	0.20	0.00	0	0.20	0.00	No. of survey	0	0.20	0.00	0	0.20	0.00
	18		1.96	18		1.96		18		1.96	18		1.96
-	-	-	-	-	-	-	-	-	-	-	-	-	-
Per Unit	0	-	-	0	-	-	Per Unit	0	-	-	0	-	-
Per Unit	0	-	-	0	-	-	Per Unit	0	-	-	0	-	-
Per Unit	0	-	-	0	-	-	Per Unit	0	-	-	0	-	-
-	-	-	-	-	-	-	-	-	-	-	-	-	-
Per Unit	0	-	-	0	-	-	Per Unit	0	-	-	0	-	-
Per Unit	0	-	-	0	-	-	Per Unit	0	-	-	0	-	-
Per Unit	0	-	-	0	-	-	Per Unit	0	-	-	0	-	-

National Health Mission, Assam

33-Fund allocated to Udalguri							34-Fund allocated to West Karbi Anglong						
2024-25				2025-26			2024-25				2025-26		
Fresh approval				Fresh approval			Fresh approval				Fresh approval		
Measure of quantity/ Target	Quantity/ Target	Avr. Unit Cost (In lakh)	Fin. Allocation (Rs. in lakh)	Quantity/ Target	Avr. Unit Cost (In lakh)	Fin. Allocation (Rs. in lakh)	Measure of quantity/ Target	Quantity/ Target	Avr. Unit Cost (In lakh)	Fin. Allocation (Rs. in lakh)	Quantity/ Target	Avr. Unit Cost (In lakh)	Fin. Allocation (Rs. in lakh)
Per Unit	0	-	-	0	-	-	Per Unit	0	-	-	0	-	-
Per Unit	0	-	-	0	-	-	Per Unit	0	-	-	0	-	-
Per Unit	0	-	-	0	-	-	Per Unit	0	-	-	0	-	-
Per Unit	1	1.24	1.24	1	1.24	1.24	Per Unit	1	1.24	1.24	1	1.24	1.24
Per Unit	1	1.36	1.36	1	1.36	1.36	Per Unit	1	1.36	1.36	1	1.36	1.36
Per Unit	0	-	-	0	-	-	Per Unit	0	-	-	0	-	-
Per Unit	0	-	-	0	-	-	Per Unit	0	-	-	0	-	-
Per Unit	0	-	-	0	-	-	Per Unit	0	-	-	0	-	-
Per Unit	0	-	-	0	-	-	Per Unit	0	-	-	0	-	-
Per Unit	-	-	-	-	-	-	Per Unit	-	-	-	-	-	-
Per Unit	0	-	-	0	-	-	Per Unit	0	-	-	0	-	-

National Health Mission, Assam

33-Fund allocated to Udalguri							34-Fund allocated to West Karbi Anglong						
2024-25				2025-26			2024-25				2025-26		
Fresh approval				Fresh approval			Fresh approval				Fresh approval		
Measure of quantity/ Target	Quantity/ Target	Avr. Unit Cost (In lakh)	Fin. Allocation (Rs. in lakh)	Quantity/ Target	Avr. Unit Cost (In lakh)	Fin. Allocation (Rs. in lakh)	Measure of quantity/ Target	Quantity/ Target	Avr. Unit Cost (In lakh)	Fin. Allocation (Rs. in lakh)	Quantity/ Target	Avr. Unit Cost (In lakh)	Fin. Allocation (Rs. in lakh)
No of IEC materials	0	0.008	0.000	0	0.008	0.000	No of IEC materials	0	0.008	0.000	0	0.008	0.000
per District/State	0	0.344	0.000	0	0.344	0.000	per District/State	0	0.344	0.000	0	0.344	0.000
No of VHNSC	0	0.000	0.000	0	0.000	0.000	No of VHNSC	0	0.000	0.000	0	0.000	0.000
No. Of Batch	1	0.250	0.250	1	0.250	0.250	No. Of Batch	1	0.250	0.250	1	0.250	0.250

National Health Mission, Assam

33-Fund allocated to Udalguri							34-Fund allocated to West Karbi Anglong						
2024-25				2025-26			2024-25				2025-26		
Fresh approval				Fresh approval			Fresh approval				Fresh approval		
Measure of quantity/ Target	Quantity/ Target	Avr. Unit Cost (In lakh)	Fin. Allocation (Rs. in lakh)	Quantity/ Target	Avr. Unit Cost (In lakh)	Fin. Allocation (Rs. in lakh)	Measure of quantity/ Target	Quantity/ Target	Avr. Unit Cost (In lakh)	Fin. Allocation (Rs. in lakh)	Quantity/ Target	Avr. Unit Cost (In lakh)	Fin. Allocation (Rs. in lakh)
Per HI	0	0.000	0.000	0	0.000	0.000	Per HI	0	0.000	0.000	0	0.000	0.000
Per HI	0	0.000	0.000	0	0.000	0.000	Per HI	0	0.000	0.000	0	0.000	0.000
Per HI	0	0.000	0.000	0	0.000	0.000	Per HI	0	0.000	0.000	0	0.000	0.000
Per HI	0	0.000	0.000	0	0.000	0.000	Per HI	0	0.000	0.000	0	0.000	0.000
Per HI	0	0.000	0.000	0	0.000	0.000	Per HI	0	0.000	0.000	0	0.000	0.000

National Health Mission, Assam

33-Fund allocated to Udalguri							34-Fund allocated to West Karbi Anglong						
2024-25				2025-26			2024-25				2025-26		
Fresh approval				Fresh approval			Fresh approval				Fresh approval		
Measure of quantity/ Target	Quantity/ Target	Avr. Unit Cost (In lakh)	Fin. Allocation (Rs. in lakh)	Quantity/ Target	Avr. Unit Cost (In lakh)	Fin. Allocation (Rs. in lakh)	Measure of quantity/ Target	Quantity/ Target	Avr. Unit Cost (In lakh)	Fin. Allocation (Rs. in lakh)	Quantity/ Target	Avr. Unit Cost (In lakh)	Fin. Allocation (Rs. in lakh)
Pert Facility	0	0.000	0.000	0	0.000	0.000	Pert Facility	0	0.000	0.000	0	0.000	0.000
Pert Facility	0	0.000	0.000	0	0.000	0.000	Pert Facility	0	0.000	0.000	0	0.000	0.000
No of HF	0	0.100	0.000	0	0.100	0.000	No of HF	0	0.100	0.000	0	0.100	0.000
per equipment	0	2.500	0.000	0	2.500	0.000	per equipment	0	2.500	0.000	0	2.500	0.000
Per state & district	1	0.080	0.080	1	0.080	0.080	Per state & district	1	0.080	0.080	1	0.080	0.080
per workshop	0	0.000	0.000	0	0.000	0.000	per workshop	0	0.000	0.000	0	0.000	0.000

National Health Mission, Assam

33-Fund allocated to Udalguri							34-Fund allocated to West Karbi Anglong						
2024-25				2025-26			2024-25				2025-26		
Fresh approval				Fresh approval			Fresh approval				Fresh approval		
Measure of quantity/ Target	Quantity/ Target	Avr. Unit Cost (In lakh)	Fin. Allocation (Rs. in lakh)	Quantity/ Target	Avr. Unit Cost (In lakh)	Fin. Allocation (Rs. in lakh)	Measure of quantity/ Target	Quantity/ Target	Avr. Unit Cost (In lakh)	Fin. Allocation (Rs. in lakh)	Quantity/ Target	Avr. Unit Cost (In lakh)	Fin. Allocation (Rs. in lakh)
	6		0.15	6		0.15		0		0.00	0		0.00

National Health Mission, Assam

State Total (State HQ + Allocation to the Districts)				Total fund allocated to the Districts (Rs. in lakh)		Differences	
2024-25		2025-26					
Fresh approval		Fresh approval		2024-25	2025-26		
Quantity/ Target	Fin. Allocation (Rs. in lakh)	Quantity/ Target	Fin. Allocation (Rs. in lakh)	Fresh approval	Fresh approval	2024-25	2025-26
	68.18		79.53	68.18	79.53	0.00	0.00
136368	68.18	159056	79.53	68.18	79.53	0.00000	0.00000
0	0.00	0	0.00	0.00	0.00	0.00000	0.00000
954713.00	241.02	968655.00	244.96	0.00	0.00	0.00	0.00
829208	199.01	836875	200.85	0.00	0.00	0.00008	0.00000
15505	31.01	16280	32.56	0.00	0.00	0.00000	0.00000
110000	11.00	115500	11.55	0.00	0.00	0.00000	0.00000
422104.00	8536.93	432152.00	8744.01	7196.01	6993.49	0.00	0.00
3000	15.00	3000	15.00	11.76	11.76	0.00000	0.00000
400000	5600.00	410000	5740.00	4394.94	4394.94	0.00000	0.00000

National Health Mission, Assam

State Total (State HQ + Allocation to the Districts)				Total fund allocated to the Districts (Rs. in lakh)		Differences	
2024-25		2025-26					
Fresh approval		Fresh approval		2024-25	2025-26		
Quantity/ Target	Fin. Allocation (Rs. in lakh)	Quantity/ Target	Fin. Allocation (Rs. in lakh)	Fresh approval	Fresh approval	2024-25	2025-26
19000	190.00	19000	190.00	156.36	156.36	0.00000	0.00000
34	20.00	50	20.00	20.00	0.00	0.00000	0.00000
35	2476.00	67	2536.00	2430.44	2430.43	0.00000	0.00000
35	235.93	35	243.01	182.51	0.00	0.00000	0.00000
15818.00	7684.53	25199.00	7856.21	5044.86	3072.36	0.00	0.00
35	2143.74	35	2208.05	1997.19	0.00	0.00000	0.00000
15713	155.34	25094	163.11	102.13	107.00	0.00000	0.00000
35	2400.27	35	2472.28	1202.81	1222.62	0.00000	0.00000
35	2985.18	35	3012.77	1742.74	1742.74	0.00000	0.00000

National Health Mission, Assam

State Total (State HQ + Allocation to the Districts)				Total fund allocated to the Districts (Rs. in lakh)		Differences	
2024-25		2025-26					
Fresh approval		Fresh approval		2024-25	2025-26		
Quantity/ Target	Fin. Allocation (Rs. in lakh)	Quantity/ Target	Fin. Allocation (Rs. in lakh)	Fresh approval	Fresh approval	2024-25	2025-26
501787.000	3512.509	516841.000	3617.887	2883.433	2883.433	0.000	0.000
501787	3512.51	516841	3617.89	2883.43	2883.43	0.00000	0.00000
35.00	186.90	35.00	196.24	158.13	164.20	0.00000	0.00000
35	186.90	35	196.24	158.13	164.20	0.00000	0.00000
748	161.84	824	237.84	8.84	8.84	0.00	0.00
0	0.00	0	0.00	0.00	0.00	0.00000	0.00000
68	4.08	68	4.08	4.08	4.08	0.00000	0.00000
306	3.06	306	3.06	3.06	3.06	0.00000	0.00000
68	1.70	68	1.70	1.70	1.70	0.00000	0.00000
306	153.00	382	229.00	0.00	0.00	0.00000	0.00000
7	15.22	2	190.25	0.00	0.00	0.00	0.00
1	0.50	1	0.00	0.00	0.00	0.00000	0.00000

National Health Mission, Assam

State Total (State HQ + Allocation to the Districts)				Total fund allocated to the Districts (Rs. in lakh)		Differences	
2024-25		2025-26					
Fresh approval		Fresh approval		2024-25	2025-26		
Quantity/ Target	Fin. Allocation (Rs. in lakh)	Quantity/ Target	Fin. Allocation (Rs. in lakh)	Fresh approval	Fresh approval	2024-25	2025-26
6	14.72	0	0.00	0.00	0.00	0.00000	0.00000
0	0.00	1	190.25	0.00	0.00	0.00000	0.00000
288.00	31.30	288.00	31.30	10.56	10.56	0.00	0.00
34	14.83	34	14.83	10.06	10.06	0.00000	0.00000
251	2.05	251	2.05	0.50	0.50	0.00000	0.00000
1	3.00	1	3.00	0.00	0.00	0.00000	0.00000
2	11.42	2	11.42	0.00	0.00	0.00000	0.00000
85264.00	236.93	89654.00	257.45	174.43	194.13	0.00	0.00
51277	76.92	53414	80.12	76.92	80.12	0.00000	0.00000
1751	35.02	1855	37.10	0.00	0.00	0.00000	0.00000
32048	11.22	34185	11.96	0.00	0.00	0.00000	0.00000
0	0.00	0	0.00	0.00	0.00	0.00000	0.00000
1	2.72	0	0.00	0.00	0.00	0.00000	0.00000
47	65.61	52	72.59	65.61	72.59	0.00000	0.00000
28	14.04	35	17.56	14.04	17.56	0.00000	0.00000

National Health Mission, Assam

State Total (State HQ + Allocation to the Districts)				Total fund allocated to the Districts (Rs. in lakh)		Differences	
2024-25		2025-26					
Fresh approval		Fresh approval		2024-25	2025-26		
Quantity/ Target	Fin. Allocation (Rs. in lakh)	Quantity/ Target	Fin. Allocation (Rs. in lakh)	Fresh approval	Fresh approval	2024-25	2025-26
1	2.72	1	2.72	0.00	0.00	0.00000	0.00000
34	2.45	34	2.45	2.45	2.45	0.00000	0.00000
68	2.41	68	2.41	2.41	2.41	0.00000	0.00000
6	10.83	6	11.54	0.00	0.00	0.00000	0.00000
0	0.00	0	0.00	0.00	0.00	0.00000	0.00000
0	0.00	0	0.00	0.00	0.00	0.00000	0.00000
0	0.00	0	0.00	0.00	0.00	0.00000	0.00000
0	0.00	0	0.00	0.00	0.00	0.00000	0.00000
0	0.00	0	0.00	0.00	0.00	0.00000	0.00000
2	12.00	3	18.00	12.00	18.00	0.00000	0.00000
1	1.00	1	1.00	1.00	1.00	0.00000	0.00000
2	600.00	2	1600.00	0.00	0.00	0.00000	0.00000
1	500.00	1	1000.00	0.00	0.00	0.00000	0.00000
1	100.00	1	600.00	0.00	0.00	0.00000	0.00000

National Health Mission, Assam

State Total (State HQ + Allocation to the Districts)				Total fund allocated to the Districts (Rs. in lakh)		Differences	
2024-25		2025-26					
Fresh approval		Fresh approval		2024-25	2025-26		
Quantity/ Target	Fin. Allocation (Rs. in lakh)	Quantity/ Target	Fin. Allocation (Rs. in lakh)	Fresh approval	Fresh approval	2024-25	2025-26
71	35.50	0	0.00	0.00	0.00	0.00000	0.00000
71	35.50	0	0.00	0.00	0.00	0.00000	0.00000
0	0.00	0	0.00	0.00	0.00	0.00000	0.00000
0	0.00	0	0.00	0.00	0.00	0.00000	0.00000
2	88.87	2	93.30	0.00	0.00	0.00000	0.00000
2	88.87	2	93.30	0.00	0.00	0.00000	0.00000
0	0.00	0	0.00	0.00	0.00	0.00000	0.00000
386	73.42	386	73.42	7.68	7.68	0.00000	0.00000
385	43.68	385	43.68	7.68	7.68	0.00000	0.00000
1	29.74	1	29.74	0.00	0.00	0.00000	0.00000
10064	241.54	10064	241.54	227.40	227.40	0.000000	0.000000
10064	241.54	10064	241.54	227.40	227.40	0.00000	0.00000
0	0.00	0	0.00	0.00	0.00	0.00000	0.00000

National Health Mission, Assam

State Total (State HQ + Allocation to the Districts)				Total fund allocated to the Districts (Rs. in lakh)		Differences	
2024-25		2025-26					
Fresh approval		Fresh approval		2024-25	2025-26		
Quantity/ Target	Fin. Allocation (Rs. in lakh)	Quantity/ Target	Fin. Allocation (Rs. in lakh)	Fresh approval	Fresh approval	2024-25	2025-26
484267.00	3338.05	528181.00	3431.09	1452.48	1425.39	0.000000	0.000000
14274	21.41	14273	21.41	21.41	0.00	0.000000	0.000000
402483	1050.37	441157	1102.89	630.21	661.73	0.000000	0.000000
49231	49.23	54154	54.15	36.47	36.47	0.000000	0.000000
0	0.00	0	0.00	0.00	0.00	0.000000	0.000000
1	925.09	1	971.94	0.00	0.00	0.000000	0.000000
0	0.00	0	0.00	0.00	0.00	0.000000	0.000000
0	0.00	0	0.00	0.00	0.00	0.000000	0.000000
0	0.00	0	0.00	0.00	0.00	0.000000	0.000000
0	0.00	0	0.00	0.00	0.00	0.000000	0.000000
0	0.00	0	0.00	0.00	0.00	0.000000	0.000000
0	0.00	0	0.00	0.00	0.00	0.000000	0.000000
0	0.00	0	0.00	0.00	0.00	0.000000	0.000000
620	18.60	620	18.60	0.00	0.00	0.000000	0.000000
0	0.00	0	0.00	0.00	0.00	0.000000	0.000000
68	282.43	69	288.62	282.43	282.43	0.000000	0.000000

National Health Mission, Assam

State Total (State HQ + Allocation to the Districts)				Total fund allocated to the Districts (Rs. in lakh)		Differences	
2024-25		2025-26					
Fresh approval		Fresh approval		2024-25	2025-26		
Quantity/ Target	Fin. Allocation (Rs. in lakh)	Quantity/ Target	Fin. Allocation (Rs. in lakh)	Fresh approval	Fresh approval	2024-25	2025-26
1	1.75	0	0.00	0.00	0.00	0.00000	0.00000
164	270.60	174	287.10	270.60	287.10	0.00000	0.00000
0	0.00	0	0.00	0.00	0.00	0.00000	0.00000
34	9.87	34	9.87	9.87	9.87	0.00000	0.00000
34	12.12	34	12.12	12.12	12.12	0.00000	0.00000
23	44.65	24	46.60	44.65	46.60	0.00000	0.00000
81	56.40	92	64.06	56.40	64.06	0.00000	0.00000
18	33.61	1	40.07	21.98	0.00	0.00000	0.00000
0	0.00	0	0.00	0.00	0.00	0.00000	0.00000
0	0.00	0	0.00	0.00	0.00	0.00000	0.00000
0	0.00	0	0.00	0.00	0.00	0.00000	0.00000
0	0.00	0	0.00	0.00	0.00	0.00000	0.00000
0	446.49	0	399.72	0.00	0.00	0.00000	0.00000
17160	42.90	17547	43.87	24.29	25.02	0.00000	0.00000

National Health Mission, Assam

State Total (State HQ + Allocation to the Districts)				Total fund allocated to the Districts (Rs. in lakh)		Differences	
2024-25		2025-26					
Fresh approval		Fresh approval		2024-25	2025-26		
Quantity/ Target	Fin. Allocation (Rs. in lakh)	Quantity/ Target	Fin. Allocation (Rs. in lakh)	Fresh approval	Fresh approval	2024-25	2025-26
74	70.08	1	70.08	42.05	0.00	0.00000	0.00000
1	2.45	0	0.00	0.00	0.00	0.00000	0.00000
16224	2804.43	24992	2813.23	1385.99	75.63	0.000000	0.000000
0	0.00	800	8.80	0.00	0.00	0.00000	0.00000
581	130.15	581	130.15	65.08	65.08	0.00000	0.00000
3	7.32	3	7.32	3.66	3.66	0.00000	0.00000
4	17.42	4	17.42	6.89	6.89	0.00000	0.00000
0	0.00	0	0.00	0.00	0.00	0.00000	0.00000
0	0.00	0	0.00	0.00	0.00	0.00000	0.00000
6000	9.00	6000	9.00	0.00	0.00	0.00000	0.00000
9636	2640.54	17604	2640.54	1310.36	0.00	0.00000	0.00000
	27857.17		29708.26	18618.00	15142.65	0.000078	0.00000

National Health Mission, Assam

State Total (State HQ + Allocation to the Districts)				Total fund allocated to the Districts (Rs. in lakh)		Differences	
2024-25		2025-26					
Fresh approval		Fresh approval		2024-25	2025-26		
Quantity/ Target	Fin. Allocation (Rs. in lakh)	Quantity/ Target	Fin. Allocation (Rs. in lakh)	Fresh approval	Fresh approval	2024-25	2025-26
2800	10.50	2800	10.50	6.75	6.75	0.00000	0.00000
32	12.00	32	12.00	9.30	9.30	0.00000	0.00000
2	5.30	2	5.30	0.00	0.00	0.00000	0.00000
1	4.96	1	4.96	0.00	0.00	0.00000	0.00000
35	22.00	35	22.00	17.00	17.00	0.00000	0.00000
0	0.00	0	0.00	0.00	0.00	0.00000	0.00000
11	10.00	11	10.00	5.00	5.00	0.00000	0.00000
	64.760		64.760	38.050	38.050	0.000	0.000
8194358	1507.05	8194194	1468.03	1340.98	1310.33	0.000000	0.000000
306	1285.200	306	1285.200	1285.200	1285.200	0.00000	0.00000
306	11.02000	306	11.020	11.020	11.020	0.00000	0.00000
306	7.040	0	0.000	7.040	0.000	0.00000	0.00000
1	8.610	0	0.000	0.000	0.000	0.00000	0.00000

National Health Mission, Assam

State Total (State HQ + Allocation to the Districts)				Total fund allocated to the Districts (Rs. in lakh)		Differences	
2024-25		2025-26					
Fresh approval		Fresh approval		2024-25	2025-26		
Quantity/ Target	Fin. Allocation (Rs. in lakh)	Quantity/ Target	Fin. Allocation (Rs. in lakh)	Fresh approval	Fresh approval	2024-25	2025-26
51	23.610	0	0.000	23.610	0.000	0.00000	0.00000
8192857	153.460	8193051	153.700	0.000	0.000	0.00000	0.00000
531	18.110	531	18.110	14.110	14.110	0.00000	0.00000
121625	685.42	85339	950.12	320.44	340.89	0.000000	0.000000
79212	1.930	79212	1.930	0.000	0.000	0.00000	0.00000
5748	262.920	5748	262.920	262.920	262.920	0.00000	0.00000
22	25.920	24	31.680	25.920	31.680	0.00000	0.00000
4	249.720	2	124.860	0.000	0.000	0.00000	0.00000
0	0.000	2	55.440	0.000	0.000	0.00000	0.00000
0	0.000	44	15.690	0.000	15.690	0.00000	0.00000
36331	36.330	0	0.000	0.000	0.000	0.00000	0.00000

National Health Mission, Assam

State Total (State HQ + Allocation to the Districts)				Total fund allocated to the Districts (Rs. in lakh)		Differences	
2024-25		2025-26					
Fresh approval		Fresh approval		2024-25	2025-26		
Quantity/ Target	Fin. Allocation (Rs. in lakh)	Quantity/ Target	Fin. Allocation (Rs. in lakh)	Fresh approval	Fresh approval	2024-25	2025-26
1	1.000	0	0.000	1.000	0.000	0.00000	0.00000
1	77.000	1	427.000	0.000	0.000	0.00000	0.00000
306	30.600	306	30.600	30.600	30.600	0.00000	0.00000
8315983	2192.47	8279533	2418.15	1661.42	1651.22	0.00000	0.00000
500904.152	3249.680	510917.015	3225.890	2531.843	2673.816	0.00000	0.00000
500744	1390.953	510759	1418.770	1251.850	1276.773	0.00000	0.00000
17	42.955	16	25.532	42.955	25.532	0.00000	0.00000
1	142.560	1	143.450	0.000	0.000	0.00000	0.00000
35	995.650	35	1147.862	913.130	1048.472	0.00000	0.00000
1	46.950	1	51.710	0.000	0.000	0.00000	0.00000

National Health Mission, Assam

State Total (State HQ + Allocation to the Districts)				Total fund allocated to the Districts (Rs. in lakh)		Differences	
2024-25		2025-26					
Fresh approval		Fresh approval		2024-25	2025-26		
Quantity/ Target	Fin. Allocation (Rs. in lakh)	Quantity/ Target	Fin. Allocation (Rs. in lakh)	Fresh approval	Fresh approval	2024-25	2025-26
35	92.910	34	24.910	24.910	24.910	0.00000	0.00000
1	66.590	1	23.870	0.000	0.000	0.00000	0.00000
34	12.889	34	14.909	12.889	14.909	0.00000	0.00000
34	286.110	34	283.220	286.110	283.220	0.00000	0.00000
1	112.923	1	33.987	0.000	0.000	0.00000	0.00000
1	59.190	1	57.670	0.000	0.000	0.00000	0.00000
2046	1834.686	1970	1597.530	888.292	842.732	0.00000	0.00000
55	453.502	55	469.500	386.000	403.000	0.00000	0.00000
187	74.150	186	85.230	48.580	48.580	0.00000	0.00000
1326	71.260	1326	71.260	68.160	68.160	0.00000	0.00000
55	21.000	55	22.800	19.200	21.900	0.00000	0.00000
2	2.500	2	2.500	1.000	1.000	0.00000	0.00000

National Health Mission, Assam

State Total (State HQ + Allocation to the Districts)				Total fund allocated to the Districts (Rs. in lakh)		Differences	
2024-25		2025-26					
Fresh approval		Fresh approval		2024-25	2025-26		
Quantity/ Target	Fin. Allocation (Rs. in lakh)	Quantity/ Target	Fin. Allocation (Rs. in lakh)	Fresh approval	Fresh approval	2024-25	2025-26
1	121.210	0	0.000	0.000	0.000	0.00000	0.00000
0	0.000	0	0.000	0.000	0.000	0.00000	0.00000
1	334.200	1	367.000	0.000	0.000	0.00000	0.00000
1	50.000	1	50.000	0.000	0.000	0.00000	0.00000
1	229.550	1	138.950	0.000	0.000	0.00000	0.00000
0	0.000	0	0.000	0.000	0.000	0.00000	0.00000
0	0.000	0	0.000	0.000	0.000	0.00000	0.00000
0	0.000	0	0.000	0.000	0.000	0.00000	0.00000
35	50.660	27	38.740	48.144	36.816	0.00000	0.00000
39	51.760	33	43.574	50.460	42.496	0.00000	0.00000

National Health Mission, Assam

State Total (State HQ + Allocation to the Districts)				Total fund allocated to the Districts (Rs. in lakh)		Differences	
2024-25		2025-26					
Fresh approval		Fresh approval		2024-25	2025-26		
Quantity/ Target	Fin. Allocation (Rs. in lakh)	Quantity/ Target	Fin. Allocation (Rs. in lakh)	Fresh approval	Fresh approval	2024-25	2025-26
35	46.308	18	23.150	44.336	22.168	0.00000	0.00000
9	33.820	9	29.150	26.512	28.432	0.00000	0.00000
33	87.170	33	87.170	86.208	86.208	0.00000	0.00000
12	24.830	9	18.060	24.640	17.920	0.00000	0.00000
2	4.600	0	0.000	0.000	0.000	0.00000	0.00000
1	4.520	1	3.200	0.000	0.000	0.00000	0.00000
1	18.680	1	18.680	0.000	0.000	0.00000	0.00000
1	1.904	1	1.904	0.000	0.000	0.00000	0.00000
34	35.210	34	35.210	35.210	35.210	0.00000	0.00000
1	38.000	1	30.000	0.000	0.000	0.00000	0.00000
0	0.000	0	0.000	0.000	0.000	0.00000	0.00000
40	10.200	40	10.800	7.800	7.800	0.00000	0.00000
99	16.336	99	16.336	8.022	8.022	0.00000	0.00000

National Health Mission, Assam

State Total (State HQ + Allocation to the Districts)				Total fund allocated to the Districts (Rs. in lakh)		Differences	
2024-25		2025-26					
Fresh approval		Fresh approval		2024-25	2025-26		
Quantity/ Target	Fin. Allocation (Rs. in lakh)	Quantity/ Target	Fin. Allocation (Rs. in lakh)	Fresh approval	Fresh approval	2024-25	2025-26
1	14.880	1	14.880	0.000	0.000	0.00000	0.00000
1	4.416	1	4.416	0.000	0.000	0.00000	0.00000
1	2.000	1	2.000	2.000	2.000	0.00000	0.00000
34	13.020	34	13.020	13.020	13.020	0.00000	0.00000
38	19.000	0	0.000	19.000	0.000	0.00000	0.00000
70.000	148.061	70.000	133.398	135.470	120.769	0.00000	0.00000
35	102.834	35	87.449	94.605	79.220	0.00000	0.00000
34	40.865	34	41.549	40.865	41.549	0.00000	0.00000
1	4.362	1	4.400	0.000	0.000	0.00000	0.00000
500	195.550	486.9625	162.340	152.550	147.976	0.00000	0.00000
35	28.060	34	3.400	3.400	3.400	0.00000	0.00000
1	13.890	1	10.030	0.000	0.000	0.00000	0.00000
154	12.580	154	12.580	10.880	10.880	0.00000	0.00000
276	107.250	264	102.560	104.500	99.926	0.00000	0.00000
0	0.000	0	0.000	0.000	0.000	0.00000	0.00000

National Health Mission, Assam

State Total (State HQ + Allocation to the Districts)				Total fund allocated to the Districts (Rs. in lakh)		Differences	
2024-25		2025-26					
Fresh approval		Fresh approval		2024-25	2025-26		
Quantity/ Target	Fin. Allocation (Rs. in lakh)	Quantity/ Target	Fin. Allocation (Rs. in lakh)	Fresh approval	Fresh approval	2024-25	2025-26
34	33.770	34	33.770	33.770	33.770	0.00000	0.00000
86	679.310	85	617.226	519.220	494.406	0.00000	0.00000
43	182.000	44	182.000	159.000	161.000	0.00000	0.00000
1	43.950	1	39.140	0.000	0.000	0.00000	0.00000
1	7.860	0	0.000	0.000	0.000	0.00000	0.00000
0	0.000	0	0.000	0.000	0.000	0.00000	0.00000
35	368.930	35	324.930	349.824	323.010	0.00000	0.00000
5	15.810	4	10.396	10.396	10.396	0.00000	0.00000
0	0.000	0	0.000	0.000	0.000	0.00000	0.00000
1	60.760	1	60.760	0.000	0.000	0.00000	0.00000
35	989.980	35	1047.640	736.700	736.700	0.00000	0.00000

National Health Mission, Assam

State Total (State HQ + Allocation to the Districts)				Total fund allocated to the Districts (Rs. in lakh)		Differences	
2024-25		2025-26					
Fresh approval		Fresh approval		2024-25	2025-26		
Quantity/ Target	Fin. Allocation (Rs. in lakh)	Quantity/ Target	Fin. Allocation (Rs. in lakh)	Fresh approval	Fresh approval	2024-25	2025-26
35	989.980	35	1047.640	736.700	736.700	0.00000	0.00000
0	0.000	0	0.000	0.000	0.000	0.00000	0.00000
32	122.700	33	122.700	118.203	122.700	0.00000	0.00000
32	122.700	33	122.700	118.203	122.700	0.00000	0.00000
1	238.940	1	238.940	0.000	0.000	0.00000	0.00000
1	238.940	1	238.940	0.000	0.000	0.00000	0.00000
2	63.46	2	63.46	61.41	61.41	0.00000	0.00000
1	2.050	1	2.050	0.000	0.000	0.00000	0.00000
1	61.410	1	61.410	61.410	61.410	0.00000	0.00000
503676	7522.367	513600	7209.124	5143.687	5200.509	0.000	0.000
	4519.78		4526.85	3890.00	3896.60	0.0000	0.0000

National Health Mission, Assam

State Total (State HQ + Allocation to the Districts)				Total fund allocated to the Districts (Rs. in lakh)		Differences	
2024-25		2025-26					
Fresh approval		Fresh approval		2024-25	2025-26		
Quantity/ Target	Fin. Allocation (Rs. in lakh)	Quantity/ Target	Fin. Allocation (Rs. in lakh)	Fresh approval	Fresh approval	2024-25	2025-26
34	4.080	34	4.080	4.080	4.080	0.00000	0.00000
408	73.440	408	73.440	71.280	71.280	0.00000	0.00000
0	0.000	0	0.000	0.000	0.000	0.00000	0.00000
0	0.000	0	0.000	0.000	0.000	0.00000	0.00000
11595	72.470	11613	72.470	71.291	71.291	0.00000	0.00000
1424	35.250	1424	35.250	33.462	33.462	0.00000	0.00000
715253	1609.320	718129	1615.790	1609.320	1615.790	0.00000	0.00000

National Health Mission, Assam

State Total (State HQ + Allocation to the Districts)				Total fund allocated to the Districts (Rs. in lakh)		Differences	
2024-25		2025-26					
Fresh approval		Fresh approval		2024-25	2025-26		
Quantity/ Target	Fin. Allocation (Rs. in lakh)	Quantity/ Target	Fin. Allocation (Rs. in lakh)	Fresh approval	Fresh approval	2024-25	2025-26
419907	629.860	419907	629.860	629.860	629.860	0.00000	0.00000
0	0.000	0	0.000	0.000	0.000	0.00000	0.00000
191	11.460	191	11.460	11.160	11.160	0.00000	0.00000
0	0.000	0	0.000	0.000	0.000	0.00000	0.00000
4897	87.440	4897	87.440	0.000	0.000	0.00000	0.00000
4897	113.640	4897	113.640	0.000	0.000	0.00000	0.00000
0	0.000	0	0.000	0.000	0.000	0.00000	0.00000

National Health Mission, Assam

State Total (State HQ + Allocation to the Districts)				Total fund allocated to the Districts (Rs. in lakh)		Differences	
2024-25		2025-26					
Fresh approval		Fresh approval		2024-25	2025-26		
Quantity/ Target	Fin. Allocation (Rs. in lakh)	Quantity/ Target	Fin. Allocation (Rs. in lakh)	Fresh approval	Fresh approval	2024-25	2025-26
367	260.240	367	260.240	210.222	210.222	0.00000	0.00000
595	113.640	595	113.640	106.380	106.380	0.00000	0.00000
27262	245.360	27262	245.360	91.108	91.108	0.00000	0.00000
0	0.000	0	0.000	0.000	0.000	0.00000	0.00000
1446000	144.600	1452000	145.200	36.150	36.276	0.00000	0.00000
73221	146.440	73219	146.440	146.440	146.440	0.00000	0.00000
25247	113.610	25247	113.610	113.610	113.610	0.00000	0.00000

National Health Mission, Assam

State Total (State HQ + Allocation to the Districts)				Total fund allocated to the Districts (Rs. in lakh)		Differences	
2024-25		2025-26					
Fresh approval		Fresh approval		2024-25	2025-26		
Quantity/ Target	Fin. Allocation (Rs. in lakh)	Quantity/ Target	Fin. Allocation (Rs. in lakh)	Fresh approval	Fresh approval	2024-25	2025-26
354000	318.600	354000	318.600	315.978	315.978	0.00000	0.00000
11009	204.210	11009	204.210	180.197	180.197	0.00000	0.00000
8407	63.890	8407	63.890	27.120	27.120	0.00000	0.00000
4898	4.910	4898	4.910	4.897	4.897	0.00000	0.00000
1117	12.910	1117	12.910	12.410	12.410	0.00000	0.00000
600	21.000	600	21.000	0.000	0.000	0.00000	0.00000

National Health Mission, Assam

State Total (State HQ + Allocation to the Districts)				Total fund allocated to the Districts (Rs. in lakh)		Differences	
2024-25		2025-26					
Fresh approval		Fresh approval		2024-25	2025-26		
Quantity/ Target	Fin. Allocation (Rs. in lakh)	Quantity/ Target	Fin. Allocation (Rs. in lakh)	Fresh approval	Fresh approval	2024-25	2025-26
955	5.730	955	5.730	5.730	5.730	0.00000	0.00000
4908	58.900	4908	58.900	58.764	58.764	0.00000	0.00000
212	15.420	212	15.420	0.000	0.000	0.00000	0.00000
31321	120.360	31321	120.360	120.360	120.360	0.00000	0.00000
372	33.000	372	33.000	30.180	30.180	0.00000	0.00000
	632.76		632.76	501.46	501.46	0.00000	0.00000
9726475	632.760	9726475	632.760	501.458	501.458	0.00000	0.00000
479	301.300	503	303.370	65.766	66.306	0.00000	0.00000

National Health Mission, Assam

State Total (State HQ + Allocation to the Districts)				Total fund allocated to the Districts (Rs. in lakh)		Differences	
2024-25		2025-26					
Fresh approval		Fresh approval		2024-25	2025-26		
Quantity/ Target	Fin. Allocation (Rs. in lakh)	Quantity/ Target	Fin. Allocation (Rs. in lakh)	Fresh approval	Fresh approval	2024-25	2025-26
76	171.100	76	171.100	33.126	33.126	0.00000	0.00000
7	97.560	7	99.090	0.000	0.000	0.00000	0.00000
396	32.640	420	33.180	32.640	33.180	0.00000	0.00000
0	5453.84	0	5462.98	4457.22	4464.36	0.00000	0.00000
12031	87.727	12032	88.767	54.268	55.268	0.00000	0.00000
182	10.920	182	10.920	5.460	5.460	0.00000	0.00000
8736	26.208	8736	26.208	26.208	26.208	0.00000	0.00000
156	0.780	156	0.780	0.000	0.000	0.00000	0.00000
156	0.624	156	0.624	0.000	0.000	0.00000	0.00000
768	3.840	768	3.840	0.000	0.000	0.00000	0.00000

National Health Mission, Assam

State Total (State HQ + Allocation to the Districts)				Total fund allocated to the Districts (Rs. in lakh)		Differences	
2024-25		2025-26					
Fresh approval		Fresh approval		2024-25	2025-26		
Quantity/ Target	Fin. Allocation (Rs. in lakh)	Quantity/ Target	Fin. Allocation (Rs. in lakh)	Fresh approval	Fresh approval	2024-25	2025-26
1536	4.608	1536	4.608	0.000	0.000	0.00000	0.00000
374	11.950	374	11.950	6.240	6.240	0.00000	0.00000
2	9.997	2	9.997	0.000	0.000	0.00000	0.00000
29	13.630	29	13.630	13.630	13.630	0.00000	0.00000
1	2.440	1	2.480	0.000	0.000	0.00000	0.00000
0	0.000	1	1.000	0.000	1.000	0.00000	0.00000
91	2.730	91	2.730	2.730	2.730	0.00000	0.00000
152824505	320.95	160101848	335.50	0	0	0.00000	0.00000
152824199	305.648	160101542	320.203	0.000	0.000	0.00000	0.00000
306	15.300	306	15.300	0.000	0.000	0.00000	0.00000
3661059	439.33	3661059	439.33	0.000	0.000	0.00000	0.00000

National Health Mission, Assam

State Total (State HQ + Allocation to the Districts)				Total fund allocated to the Districts (Rs. in lakh)		Differences	
2024-25		2025-26					
Fresh approval		Fresh approval		2024-25	2025-26		
Quantity/ Target	Fin. Allocation (Rs. in lakh)	Quantity/ Target	Fin. Allocation (Rs. in lakh)	Fresh approval	Fresh approval	2024-25	2025-26
3661059	439.33	3661059	439.33	0.000	0.000	0.00000	0.00000
106966.5	458.95	104931.125	517.31	420.4825	474.85763	0.00000	0.00000
9604	96.040	9604	96.040	96.040	96.040	0.00000	0.00000
14476	36.190	14476	36.190	36.190	36.190	0.00000	0.00000
27488	13.744	10884	5.442	13.744	5.442	0.00000	0.00000
9604	9.604	9604	9.604	9.604	9.604	0.00000	0.00000
25753	77.26	38473	115.42	77.259	115.419	0.00000	0.00000
564	187.646	637	212.16	187.646	212.163	0.00000	0.00000
19478	38.469	21253	42.451	0.000	0.000	0.00000	0.00000
18590	55.76	11206	60.63	24.729	44.43518	0.00000	0.00000

National Health Mission, Assam

State Total (State HQ + Allocation to the Districts)				Total fund allocated to the Districts (Rs. in lakh)		Differences	
2024-25		2025-26					
Fresh approval		Fresh approval		2024-25	2025-26		
Quantity/ Target	Fin. Allocation (Rs. in lakh)	Quantity/ Target	Fin. Allocation (Rs. in lakh)	Fresh approval	Fresh approval	2024-25	2025-26
2	1.000	2	1.000	0.000	0.000	0.00000	0.00000
18537	25.530	11109	15.190	0.000	0.000	0.00000	0.00000
51	29.229	45	21.925	24.729	21.925	0.00000	0.00000
0	0.000	51	22.510	0.000	22.510	0.00000	0.00000
34	1.700	34	1.700	1.700	1.700	0.00000	0.00000
34	1.700	34	1.700	1.700	1.700	0.00000	0.00000
73	96.83	73	96.83	0	0	0.00000	0.00000
0	0.000	0	0.000	0.000	0.000	0.00000	0.00000
33	16.830	33	16.830	0.000	0.000	0.00000	0.00000
20	40.000	20	40.000	0.000	0.000	0.00000	0.00000
20	40.000	20	40.000	0.000	0.000	0.00000	0.00000

National Health Mission, Assam

State Total (State HQ + Allocation to the Districts)				Total fund allocated to the Districts (Rs. in lakh)		Differences	
2024-25		2025-26					
Fresh approval		Fresh approval		2024-25	2025-26		
Quantity/ Target	Fin. Allocation (Rs. in lakh)	Quantity/ Target	Fin. Allocation (Rs. in lakh)	Fresh approval	Fresh approval	2024-25	2025-26
156623259	1461.243	163891184	1540.061	501.180	576.261	0.000	0.00000
230448	1553.293	234594	1551.480	1235.677	1317.433		
736	110.400	775	116.245	108.750	115.050	0.00000	0.00000
38109	1056.030	41076	1134.085	1056.030	1134.090	0.00000	0.00000
26321	65.803	27317	68.290	65.803	68.293	0.00000	0.00000
4	5.21	4	5.210	5.09	0.000	0.00000	0.00000
0	0.000	2	0.870	0.000	0.000	0.00000	0.00000
0	0.000	1	1.420	0.000	0.000	0.00000	0.00000
388	0.470	388	0.470	0.000	0.000	0.00000	0.00000
281	0.340	281	0.340	0.000	0.000	0.00000	0.00000
164400	8.210	164400	8.210	0.000	0.000	0.00000	0.00000
179	0.180	179	0.180	0.000	0.000	0.00000	0.00000
30	306.650	21	214.660	0.000	0.000	0.00000	0.00000

National Health Mission, Assam

State Total (State HQ + Allocation to the Districts)				Total fund allocated to the Districts (Rs. in lakh)		Differences	
2024-25		2025-26					
Fresh approval		Fresh approval		2024-25	2025-26		
Quantity/ Target	Fin. Allocation (Rs. in lakh)	Quantity/ Target	Fin. Allocation (Rs. in lakh)	Fresh approval	Fresh approval	2024-25	2025-26
0	0.000	150	1.500	0.000	0.000	0.00000	0.00000
2559	110.39	2765	116.61	110.20	115.44	0.00000	0.00000
89	14.240	89	14.240	14.240	14.240	0.00000	0.00000
2384	95.360	2530	101.200	95.360	101.200	0.00000	0.00000
1	0.690	1	0.690	0.599	0.000	0.00000	0.00000
0	0.000	60	0.380	0.000	0.000	0.00000	0.00000
85	0.100	85	0.100	0.000	0.000	0.00000	0.00000
656459	1007.050	685155	1014.540	920.32065	984.73173	0.00000	0.00000
452	22.600	538	26.900	22.600	26.900	0.00000	0.00000
71677	14.340	74434	14.890	14.336	14.887	0.00000	0.00000
207799	498.720	218189	523.650	498.720	523.650	0.00000	0.00000
19736	59.210	24661	73.980	59.210	73.980	0.00000	0.00000
207799	249.360	218189	261.830	249.360	261.830	0.00000	0.00000

National Health Mission, Assam

State Total (State HQ + Allocation to the Districts)				Total fund allocated to the Districts (Rs. in lakh)		Differences	
2024-25		2025-26					
Fresh approval		Fresh approval		2024-25	2025-26		
Quantity/ Target	Fin. Allocation (Rs. in lakh)	Quantity/ Target	Fin. Allocation (Rs. in lakh)	Fresh approval	Fresh approval	2024-25	2025-26
19736	29.600	24661	36.990	29.600	36.990	0.00000	0.00000
1656	16.560	0	0.000	0.000	0.000	0.00000	0.00000
1	1.860	1	1.860	0.000	0.000	0.00000	0.00000
34	26.520	34	26.520	16.745	16.745	0.00000	0.00000
68	38.420	68	38.420	29.750	29.750	0.00000	0.00000
550	0.660	120	0.660	0.000	0.000	0.00000	0.00000
121500	6.080	121500	6.080	0.000	0.000	0.00000	0.00000
2691	40.370	0	0.000	0.000	0.000	0.00000	0.00000
2760	2.750	2760	2.760	0.000	0.000	0.00000	0.00000
462500	320.240	466026	322.870	304.901	307.541	0.00000	0.00000
190778	143.080	192541	144.400	143.080	144.400	0.00000	0.00000
190778	143.080	192541	144.400	143.080	144.400	0.00000	0.00000
1	0.710	1	0.710	0.000	0.000	0.00000	0.00000

National Health Mission, Assam

State Total (State HQ + Allocation to the Districts)				Total fund allocated to the Districts (Rs. in lakh)		Differences	
2024-25		2025-26					
Fresh approval		Fresh approval		2024-25	2025-26		
Quantity/ Target	Fin. Allocation (Rs. in lakh)	Quantity/ Target	Fin. Allocation (Rs. in lakh)	Fresh approval	Fresh approval	2024-25	2025-26
37	8.990	37	8.990	6.4195	6.4195	0.000000	0.000000
37	17.030	37	17.020	12.321	12.321	0.000000	0.000000
1000	1.200	1000	1.200	0.000	0.000	0.000000	0.000000
77600	3.880	77600	3.880	0.000	0.000	0.000000	0.000000
2269	2.270	2269	2.270	0.000	0.000	0.000000	0.000000
1340865	1980.744	1334051	2015.890	1058.664	1090.770	0.000000	0.000000
41952	41.952	44050	44.050	41.952	44.050	0.000000	0.000000
177860	177.860	179540	179.540	177.860	179.540	0.000000	0.000000
32546	156.220	32546	156.220	156.220	156.220	0.000000	0.000000
41952	566.352	44050	594.680	566.352	594.680	0.000000	0.000000
34	116	34	116	116.280	116.280	0.000000	0.000000
153	269	153	269	0.000	0.000	0.000000	0.000000
177860	622.510	179540	628.390	0.000	0.000	0.000000	0.000000
868508	30.600	854138	27.760	0.000	0.000	0.000000	0.000000
34582	20.250	43600	21.800	0.000	0.000	0.000000	0.000000

National Health Mission, Assam

State Total (State HQ + Allocation to the Districts)				Total fund allocated to the Districts (Rs. in lakh)		Differences	
2024-25		2025-26					
Fresh approval		Fresh approval		2024-25	2025-26		
Quantity/ Target	Fin. Allocation (Rs. in lakh)	Quantity/ Target	Fin. Allocation (Rs. in lakh)	Fresh approval	Fresh approval	2024-25	2025-26
34582	20.250	43600	21.800	0.000	0.000	0.00000	0.00000
84	38.430	73	32.750	27.130	23.368	0.00000	0.00000
34	10.030	34	10.030	10.030	10.030	0.00000	0.00000
50	28.400	39	22.720	17.100	13.338	0.00000	0.00000
10262	74.995	10262	74.995	74.995	74.995	0.00000	0.00000
165	3.300	165	3.300	3.300	3.300	0.00000	0.00000
165	2.475	165	2.475	2.475	2.475	0.00000	0.00000
165	4.950	165	4.950	4.950	4.950	0.00000	0.00000
165	4.950	165	4.950	4.950	4.950	0.00000	0.00000
4801	30.240	4801	30.240	30.240	30.240	0.00000	0.00000

National Health Mission, Assam

State Total (State HQ + Allocation to the Districts)				Total fund allocated to the Districts (Rs. in lakh)		Differences	
2024-25		2025-26					
Fresh approval		Fresh approval		2024-25	2025-26		
Quantity/ Target	Fin. Allocation (Rs. in lakh)	Quantity/ Target	Fin. Allocation (Rs. in lakh)	Fresh approval	Fresh approval	2024-25	2025-26
4801	29.080	4801	29.080	29.080	29.080	0.00000	0.00000
225755	1677.389	270004	1776.100	1302.748	1364.319	0.00000	0.00000
1490	7.450	1490	7.450	7.450	7.450	0.00000	0.00000
4104	27.93	4094	27.93	24.120	23.720	0.00000	0.00000
157559	787.800	174415	872.080	787.800	872.080	0.00000	0.00000
34582	345.820	37103	371.03	345.820	371.030	0.00000	0.00000
0	0	0	0	0.000	0.000	0.00000	0.00000
34	7.04	34	7.04	5.610	5.610	0.00000	0.00000
0	0	0	0	0.000	0.000	0.00000	0.00000
0	0	0	0	0.000	0.000	0.00000	0.00000
0	0	3000	2	0.000	0.000	0.00000	0.00000
5967	5.967	5967	5.967	0.000	0.000	0.00000	0.00000

National Health Mission, Assam

State Total (State HQ + Allocation to the Districts)				Total fund allocated to the Districts (Rs. in lakh)		Differences	
2024-25		2025-26					
Fresh approval		Fresh approval		2024-25	2025-26		
Quantity/ Target	Fin. Allocation (Rs. in lakh)	Quantity/ Target	Fin. Allocation (Rs. in lakh)	Fresh approval	Fresh approval	2024-25	2025-26
138	7.800	140	15.600	3.400	3.400	0.00000	0.00000
2	1.816	4	4.386	0.000	0.000	0.00000	0.00000
0	0.000	2	1.816	0.000	0.000	0.00000	0.00000
9602	43.580	0	0.000	38.408	0.000	0.00000	0.00000
625	317.280	38143	351.010	0.000	0.000	0.00000	0.00000
0	0.000	0	0.000	0.000	0.000	0.00000	0.00000
34	19.450	34	19.450	14.365	14.365	0.00000	0.00000
3018	15.090	3018	15.090	15.090	15.090	0.00000	0.00000
94	54.060	94	54.060	33.840	33.840	0.00000	0.00000
30	0.030	20	0.020	0.000	0.000	0.00000	0.00000
4900	0.770	0	0.000	0.000	0.000	0.00000	0.00000
3496	4.190	2393	2.867	0.000	0.000	0.00000	0.00000
16	5.400	10	3.380	5.400	3.380	0.00000	0.00000
1	1.200	0	0.000	0.000	0.000	0.00000	0.00000

National Health Mission, Assam

State Total (State HQ + Allocation to the Districts)				Total fund allocated to the Districts (Rs. in lakh)		Differences	
2024-25		2025-26					
Fresh approval		Fresh approval		2024-25	2025-26		
Quantity/ Target	Fin. Allocation (Rs. in lakh)	Quantity/ Target	Fin. Allocation (Rs. in lakh)	Fresh approval	Fresh approval	2024-25	2025-26
3	2.220	0	0.000	1.500	0.000	0.00000	0.00000
3	1.460	0	0.000	1.305	0.000	0.00000	0.00000
40	13.526	33	11.154	13.520	11.154	0.00000	0.00000
16	6.830	10	4.270	5.120	3.200	0.00000	0.00000
1	0.680	0	0.000	0.000	0.000	0.00000	0.00000
0	0.000	0	0.000	0.000	0.000	0.00000	0.00000
2963514	6782.78	3046530	6927.04	5034.63	5278.60	0.0000	0.0000
25944443	1963.05	26154593	2063.10	410.835	471.416	0.00000	0.00000
4735	47.350	4735	47.350	47.35	47.35	0.00000	0.00000
33656	121.1616	33656	141.355	121.16	141.36	0.00000	0.00000
33656	242.323	33656	282.710	242.32	282.71	0.00000	0.00000
18092006	33.832	18259238	34.145	0.00	0.00	0.00000	0.00000

National Health Mission, Assam

State Total (State HQ + Allocation to the Districts)				Total fund allocated to the Districts (Rs. in lakh)		Differences	
2024-25		2025-26					
Fresh approval		Fresh approval		2024-25	2025-26		
Quantity/ Target	Fin. Allocation (Rs. in lakh)	Quantity/ Target	Fin. Allocation (Rs. in lakh)	Fresh approval	Fresh approval	2024-25	2025-26
3344574	321.547	3378019	324.763	0.00	0.00	0.00000	0.00000
2762591	86.911	2790217	87.780	0.00	0.00	0.00000	0.00000
741438	499.136	790455	532.134	0.00	0.00	0.00000	0.00000
679749	304.174	661585	355.255	0.00	0.00	0.00000	0.00000
3032	57.608	3032	57.61	0.00	0.00	0.00000	0.00000
249006	249.006	200000	200.000	0.00	0.000	0.00000	0.00000
9999088.00	489.99	10217931.00	494.54	67.31	67.31	0.00000	0.00000
1425	71.250	1425	71.250	0.00	0.00	0.00000	0.00000
33	44.22	33	44.220	0.00	0.00	0.00000	0.00000
33656	67.312	33656	67.312	67.31	67.31	0.00000	0.00000
439966	7.163	549957	8.953	0.00	0.00	0.00000	0.00000

National Health Mission, Assam

State Total (State HQ + Allocation to the Districts)				Total fund allocated to the Districts (Rs. in lakh)		Differences	
2024-25		2025-26					
Fresh approval		Fresh approval		2024-25	2025-26		
Quantity/ Target	Fin. Allocation (Rs. in lakh)	Quantity/ Target	Fin. Allocation (Rs. in lakh)	Fresh approval	Fresh approval	2024-25	2025-26
3344574	108.899	3378019	109.988	0.00	0.00	0.00000	0.00000
2762591	89.950	2790217	90.849	0.00	0.00	0.00000	0.00000
2798978	91.135	2798978	91.135	0.00	0.00	0.00000	0.00000
617865	10.059	665646	10.837	0.00	0.00	0.00000	0.00000
1642.000	228.995	3603.000	224.94	177.532	192.074	0.00000	0.00000
35	177.9445	36	184.87877	171.18	184.78	0.00000	0.00000
1568	2.352	3530	5.295	2.35	5.30	0.00000	0.00000
3	4.000	1	2.000	4.00	2.00	0.00000	0.00000
1	3.400	1	4.970	0.00	0.00	0.00000	0.00000
1	36.95	1	27.61	0.00	0.00	0.00000	0.00000

National Health Mission, Assam

State Total (State HQ + Allocation to the Districts)				Total fund allocated to the Districts (Rs. in lakh)		Differences	
2024-25		2025-26					
Fresh approval		Fresh approval		2024-25	2025-26		
Quantity/ Target	Fin. Allocation (Rs. in lakh)	Quantity/ Target	Fin. Allocation (Rs. in lakh)	Fresh approval	Fresh approval	2024-25	2025-26
34	4.353	34	0.185	0.00	0.00	0.00000	0.00000
89222.00	83.67	90598.00	84.93	0.00	0.00	0.00000	0.00000
89189	81.969	90565	83.234	0.000	0.000	0.00000	0.00000
33	1.700	33	1.700	0.000	0.000	0.00000	0.00000
33722.00	154.42	33722.00	154.42	134.62	134.62	0.00000	0.00000
33	9.900	33	9.900	0.00	0.000	0.00000	0.00000
33	9.900	33	9.900	0.00	0.000	0.00000	0.00000
33656	134.624	33656	134.624	134.62	134.624	0.00000	0.00000
						0.00000	0.00000
						0.00000	0.00000
11693964.00	263.50	11762324.00	264.76	62.26	62.26	0.00000	0.00000
3540158	35.402	3540502	35.405	35.402	35.405	0.00000	0.00000
33	22.055	33	22.055	0.000	0.000	0.00000	0.00000
33	18.277	33	18.277	0.000	0.000	0.00000	0.00000

National Health Mission, Assam

State Total (State HQ + Allocation to the Districts)				Total fund allocated to the Districts (Rs. in lakh)		Differences	
2024-25		2025-26					
Fresh approval		Fresh approval		2024-25	2025-26		
Quantity/ Target	Fin. Allocation (Rs. in lakh)	Quantity/ Target	Fin. Allocation (Rs. in lakh)	Fresh approval	Fresh approval	2024-25	2025-26
4986760	153.592	5025503	154.785	0.000	0.000	0.00000	0.00000
3166947	7.316	3196220	7.383	0.000	0.000	0.00000	0.00000
33	26.855	33	26.855	26.855	26.855	0.00000	0.00000
						0.00000	0.00000
33	10.23	33	10.23	10.23	10.23	0.00000	0.00000
33	10.230	33	10.230	10.230	10.230	0.00000	0.00000
33	66.000	33	66.000	0.000	0.000	0.00000	0.00000
	3259.851		3362.933	862.789	937.915	0.00000	0.00000
0	0.000	0	0.000	0.000	0.000	0.00000	0.00000
17864	53.590	17864	53.590	53.590	53.590	0.00000	0.00000
296368	0.000	0	0.000	0.000	0.000	0.00000	0.00000
6	3.000	6	3.000	0.000	0.000	0.00000	0.00000
12	1.200	12	1.200	0.000	0.000	0.00000	0.00000

National Health Mission, Assam

State Total (State HQ + Allocation to the Districts)				Total fund allocated to the Districts (Rs. in lakh)		Differences	
2024-25		2025-26					
Fresh approval		Fresh approval		2024-25	2025-26		
Quantity/ Target	Fin. Allocation (Rs. in lakh)	Quantity/ Target	Fin. Allocation (Rs. in lakh)	Fresh approval	Fresh approval	2024-25	2025-26
37	16.100	37	16.100	9.600	9.600	0.00000	0.00000
	73.890		73.890	63.190	63.190	0.00000	0.00000
	54668.37		56767.19	36380.18	33352.75	0.00008	0.00000
0	0.000	0	0.000	0.000	0.000	0.00000	0.00000
0	0.000	0	0.000	0.000	0.000	0.00000	0.00000
35	7.175	35	8.68	7.175	8.68	0.00000	0.00000
12	1.200	12	1.200	1.200	1.200	0.00000	0.00000
73	16.000	69	17.500	16.000	17.500	0.00000	0.00000
18	23.625	18	23.625	23.625	23.625	0.00000	0.00000
0	0.000	0	0.000	0.000	0.000	0.00000	0.00000
0	0.000	0	0.000	0.000	0.000	0.00000	0.00000

National Health Mission, Assam

State Total (State HQ + Allocation to the Districts)				Total fund allocated to the Districts (Rs. in lakh)		Differences	
2024-25		2025-26					
Fresh approval		Fresh approval		2024-25	2025-26		
Quantity/ Target	Fin. Allocation (Rs. in lakh)	Quantity/ Target	Fin. Allocation (Rs. in lakh)	Fresh approval	Fresh approval	2024-25	2025-26
34	8.500	34	8.500	8.500	8.500	0.00000	0.00000
34	8.500	34	8.500	8.500	8.500	0.00000	0.00000
0	0.000	0	0.000	0.000	0.000	0.00000	0.00000
33	108.500	33	108.500	64.000	64.000	0.00000	0.00000
9	36.000	9	36.000	36.000	36.000	0.00000	0.00000
0	0.000	0	0.000	0.000	0.000	0.00000	0.00000
0	0.000	0	0.000	0.000	0.000	0.00000	0.00000

National Health Mission, Assam

State Total (State HQ + Allocation to the Districts)				Total fund allocated to the Districts (Rs. in lakh)		Differences	
2024-25		2025-26					
Fresh approval		Fresh approval		2024-25	2025-26		
Quantity/ Target	Fin. Allocation (Rs. in lakh)	Quantity/ Target	Fin. Allocation (Rs. in lakh)	Fresh approval	Fresh approval	2024-25	2025-26
0	0.000	0	0.000	0.000	0.000	0.00000	0.00000
25600	32.000	28000	35.000	0.000	0.000	0.00000	0.00000
69	8.730	69	8.730	2.040	2.040	0.00000	0.00000
1	7.200	1	7.200	0.000	0.000	0.00000	0.00000
123	80.520	123	80.520	43.920	43.920	0.00000	0.00000
44	75.600	44	75.600	38.040	38.040	0.00000	0.00000
0	0.000	0	0.000	0.000	0.000	0.00000	0.00000
26085	413.55	28481	419.5515	249.00	252.00	0.00000	0.00000

National Health Mission, Assam

State Total (State HQ + Allocation to the Districts)				Total fund allocated to the Districts (Rs. in lakh)		Differences	
2024-25		2025-26					
Fresh approval		Fresh approval		2024-25	2025-26		
Quantity/ Target	Fin. Allocation (Rs. in lakh)	Quantity/ Target	Fin. Allocation (Rs. in lakh)	Fresh approval	Fresh approval	2024-25	2025-26
1643676	246.550	1643046	246.550	246.550	246.550	0.00000	0.00000
350	0.700	350	0.700	0.700	0.700	0.00000	0.00000
1268000	38.040	1331400	39.940	38.040	39.940	0.00000	0.00000
2	17.750	2	17.750	0.750	0.750	0.00000	0.00000
100	4.500	100	4.500	4.500	4.500	0.00000	0.00000
2	1.000	2	1.000	1.000	1.000	0.00000	0.00000
100	3.000	100	3.150	2.610	2.741	0.00000	0.00000
0	0.000	0	0.000	0.000	0.000	0.00000	0.00000
0	0.000	0	0.000	0.000	0.000	0.00000	0.00000

National Health Mission, Assam

State Total (State HQ + Allocation to the Districts)				Total fund allocated to the Districts (Rs. in lakh)		Differences	
2024-25		2025-26					
Fresh approval		Fresh approval		2024-25	2025-26		
Quantity/ Target	Fin. Allocation (Rs. in lakh)	Quantity/ Target	Fin. Allocation (Rs. in lakh)	Fresh approval	Fresh approval	2024-25	2025-26
1	3.600	1	3.600	0.000	0.000	0.00000	0.00000
1	5.280	1	5.280	0.000	0.000	0.00000	0.00000
1	5.720	1	5.720	0.000	0.000	0.00000	0.00000
1	10.000	1	10.000	0.000	0.000	0.00000	0.00000
0	0.000	0	0.000	0.000	0.000	0.00000	0.00000
0	0.000	0	0.000	0.000	0.000	0.00000	0.00000
36	31.800	36	31.800	17.325	17.325	0.00000	0.00000
1	16.000	1	20.000	0.000	0.000	0.00000	0.00000
35	74.130	35	77.840	52.200	55.200	0.00000	0.00000
1	32.700	1	34.340	0.000	0.000	0.00000	0.00000
138	20.700	138	20.700	20.400	20.400	0.00000	0.00000
1	27.000	1	19.950	0.000	0.000	0.00000	0.00000
35	134.640	35	141.370	118.330	124.300	0.00000	0.00000
48	18.000	48	18.900	12.600	12.888	0.00000	0.00000
3	3.000	3	3.000	3.000	3.000	0.00000	0.00000

National Health Mission, Assam

State Total (State HQ + Allocation to the Districts)				Total fund allocated to the Districts (Rs. in lakh)		Differences	
2024-25		2025-26					
Fresh approval		Fresh approval		2024-25	2025-26		
Quantity/ Target	Fin. Allocation (Rs. in lakh)	Quantity/ Target	Fin. Allocation (Rs. in lakh)	Fresh approval	Fresh approval	2024-25	2025-26
100	2.000	100	2.000	1.740	1.740	0.00000	0.00000
31	21.600	31	22.680	18.000	19.500	0.00000	0.00000
10	5.000	10	5.000	0.000	0.000	0.00000	0.00000
420	43.200	420	43.200	40.800	40.800	0.00000	0.00000
35	43.750	0	0.000	0.000	0.000	0.00000	0.00000
0	809.660	0	778.970	578.545	591.334	0.00000	0.00000
500	1.500	500	1.500	1.500	1.500	0.00000	0.00000
207	87.250	207	87.250	77.250	77.250	0.00000	0.00000
150	105.000	50	35.000	0.000	0.000	0.00000	0.00000
7770	47.400	7770	47.400	47.400	47.400	0.00000	0.00000
300	16.730	300	18.400	0.000	0.000	0.00000	0.00000
69	24.150	69	24.150	23.800	23.800	0.00000	0.00000

National Health Mission, Assam

State Total (State HQ + Allocation to the Districts)				Total fund allocated to the Districts (Rs. in lakh)		Differences	
2024-25		2025-26					
Fresh approval		Fresh approval		2024-25	2025-26		
Quantity/ Target	Fin. Allocation (Rs. in lakh)	Quantity/ Target	Fin. Allocation (Rs. in lakh)	Fresh approval	Fresh approval	2024-25	2025-26
35	83.380	35	83.380	43.380	43.380	0.00000	0.00000
35	35.410	35	35.410	31.128	31.128	0.00000	0.00000
0	400.820	0	332.490	224.458	224.458	0.00000	0.00000
1525	15.250	1525	15.250	15.250	15.250	0.00000	0.00000
139	95.950	139	95.950	32.950	32.950	0.00000	0.00000
0	0.000	0	0.000	0.000	0.000	0.00000	0.00000
2182	21.820	2182	21.820	0.000	0.000	0.00000	0.00000
300	33.450	300	33.450	0.000	0.000	0.00000	0.00000
68	20.250	68	20.250	20.250	20.250	0.00000	0.00000
1	3.000	1	3.000	3.000	3.000	0.00000	0.00000
30	30.000	30	30.000	30.000	30.000	0.00000	0.00000
0	0.000	0	0.000	0.000	0.000	0.00000	0.00000

National Health Mission, Assam

State Total (State HQ + Allocation to the Districts)				Total fund allocated to the Districts (Rs. in lakh)		Differences	
2024-25		2025-26					
Fresh approval		Fresh approval		2024-25	2025-26		
Quantity/ Target	Fin. Allocation (Rs. in lakh)	Quantity/ Target	Fin. Allocation (Rs. in lakh)	Fresh approval	Fresh approval	2024-25	2025-26
35	52.310	35	52.310	36.700	36.700	0.00000	0.00000
35	49.810	35	49.810	34.600	34.600	0.00000	0.00000
0	321.840	0	321.840	172.750	172.750	0.00000	0.00000
19	5.140	19	5.140	4.440	4.440	0.00000	0.00000
0	0.000	1	1.500	0.000	1.500	0.00000	0.00000
100	7.870	100	7.870	7.425	7.425	0.00000	0.00000
12	5.600	12	5.600	5.600	5.600	0.00000	0.00000
12	60.000	1	10.000	55.000	0.000	0.00000	0.00000
16	4.890	16	4.890	1.390	1.390	0.00000	0.00000
20	21.030	20	21.030	20.040	20.040	0.00000	0.00000
35	28.000	35	28.000	24.500	24.500	0.00000	0.00000

National Health Mission, Assam

State Total (State HQ + Allocation to the Districts)				Total fund allocated to the Districts (Rs. in lakh)		Differences	
2024-25		2025-26					
Fresh approval		Fresh approval		2024-25	2025-26		
Quantity/ Target	Fin. Allocation (Rs. in lakh)	Quantity/ Target	Fin. Allocation (Rs. in lakh)	Fresh approval	Fresh approval	2024-25	2025-26
35	6.950	35	6.950	6.800	6.800	0.00000	0.00000
3	0.450	3	0.450	0.450	0.450	0.00000	0.00000
4	0.800	4	0.800	0.300	0.300	0.00000	0.00000
4	2.710	4	2.710	2.210	2.210	0.00000	0.00000
3	33.160	3	33.160	33.160	33.160	0.00000	0.00000
11	12.000	11	12.000	12.000	12.000	0.00000	0.00000
0	188.600	0	140.100	173.315	119.815	0.00000	0.00000
0	1720.920	0	1573.400	1149.068	1108.357	0.00000	0.00000
26524	825.820	24624	821.390	793.900	789.470	0.00000	0.00000
17	8.850	17	6.970	8.850	6.970	0.00000	0.00000
39	3.900	39	3.900	3.900	3.900	0.00000	0.00000
600	1.500	500	1.250	1.500	1.250	0.00000	0.00000

National Health Mission, Assam

State Total (State HQ + Allocation to the Districts)				Total fund allocated to the Districts (Rs. in lakh)		Differences	
2024-25		2025-26					
Fresh approval		Fresh approval		2024-25	2025-26		
Quantity/ Target	Fin. Allocation (Rs. in lakh)	Quantity/ Target	Fin. Allocation (Rs. in lakh)	Fresh approval	Fresh approval	2024-25	2025-26
200	0.800	200	0.800	0.800	0.800	0.00000	0.00000
400	2.400	300	1.800	2.400	1.800	0.00000	0.00000
15000	7.500	15000	7.500	7.500	7.500	0.00000	0.00000
10200	10.200	8500	8.500	10.200	8.500	0.00000	0.00000
34	5.100	34	5.100	5.100	5.100	0.00000	0.00000
34	785.570	34	785.570	753.650	753.650	0.00000	0.00000
2670	12.780	2680	12.820	12.780	12.820	0.00000	0.00000
25	1.250	25	1.250	1.250	1.250	0.00000	0.00000
25	3.000	25	3.000	3.000	3.000	0.00000	0.00000
670	2.680	680	2.720	2.680	2.720	0.00000	0.00000
1950	5.850	1950	5.850	5.850	5.850	0.00000	0.00000
0	0.000	0	0.000	0.000	0.000	0.00000	0.00000
277	211.930	247	167.600	96.790	96.790	0.00000	0.00000
107	51.700	103	45.700	44.200	44.200	0.00000	0.00000

National Health Mission, Assam

State Total (State HQ + Allocation to the Districts)				Total fund allocated to the Districts (Rs. in lakh)		Differences	
2024-25		2025-26					
Fresh approval		Fresh approval		2024-25	2025-26		
Quantity/ Target	Fin. Allocation (Rs. in lakh)	Quantity/ Target	Fin. Allocation (Rs. in lakh)	Fresh approval	Fresh approval	2024-25	2025-26
35	31.200	35	31.200	6.800	6.800	0.00000	0.00000
35	7.600	35	7.600	3.400	3.400	0.00000	0.00000
1	9.750	1	9.750	9.750	9.750	0.00000	0.00000
2	1.600	2	1.600	0.000	0.000	0.00000	0.00000
1	32.600	1	32.600	0.000	0.000	0.00000	0.00000
34	20.400	34	20.400	20.400	20.400	0.00000	0.00000
1	6.010	1	6.010	0.000	0.000	0.00000	0.00000
34	12.240	34	12.240	12.240	12.240	0.00000	0.00000
1	0.500	1	0.500	0.000	0.000	0.00000	0.00000
26	38.330	0	0.000	0.000	0.000	0.00000	0.00000
29471	1050.530	27551	1001.810	903.470	899.080	0.00000	0.00000
2239335	1442.140	2239331	1441.400	1113.890	1114.150	0.00000	0.00000

National Health Mission, Assam

State Total (State HQ + Allocation to the Districts)				Total fund allocated to the Districts (Rs. in lakh)		Differences	
2024-25		2025-26					
Fresh approval		Fresh approval		2024-25	2025-26		
Quantity/ Target	Fin. Allocation (Rs. in lakh)	Quantity/ Target	Fin. Allocation (Rs. in lakh)	Fresh approval	Fresh approval	2024-25	2025-26
18900	189.000	18900	189.000	189.000	189.000	0.00000	0.00000
120000	30.000	120000	30.000	30.000	30.000	0.00000	0.00000
2000000	200.000	2000000	200.000	200.000	200.000	0.00000	0.00000
1	1.000	1	1.000	0.000	0.000	0.00000	0.00000
1	1.000	1	1.000	0.000	0.000	0.00000	0.00000
1	10.000	1	10.000	0.000	0.000	0.00000	0.00000
33	16.500	33	16.500	16.500	16.500	0.00000	0.00000
33	6.600	33	6.600	6.600	6.600	0.00000	0.00000
150	30.000	150	30.000	30.000	30.000	0.00000	0.00000
450	22.500	450	22.500	22.500	22.500	0.00000	0.00000
5	10.000	5	10.000	0.000	0.000	0.00000	0.00000
0	0.000	0	0.000	0.000	0.000	0.00000	0.00000
0	0.000	0	0.000	0.000	0.000	0.00000	0.00000
527	21.070	527	21.070	21.070	21.070	0.00000	0.00000
0	0.000	0	0.000	0.000	0.000	0.00000	0.00000
33	17.000	33	17.000	17.000	17.000	0.00000	0.00000

National Health Mission, Assam

State Total (State HQ + Allocation to the Districts)				Total fund allocated to the Districts (Rs. in lakh)		Differences	
2024-25		2025-26					
Fresh approval		Fresh approval		2024-25	2025-26		
Quantity/ Target	Fin. Allocation (Rs. in lakh)	Quantity/ Target	Fin. Allocation (Rs. in lakh)	Fresh approval	Fresh approval	2024-25	2025-26
1	51.000	1	51.000	0.000	0.000	0.00000	0.00000
89075	212.000	89075	211.990	212.000	211.990	0.00000	0.00000
16	11.350	16	11.350	0.000	0.000	0.00000	0.00000
2	1.400	2	1.400	0.000	0.000	0.00000	0.00000
33	77.980	33	77.980	77.980	77.980	0.00000	0.00000
1020	5.610	1020	5.610	5.610	5.610	0.00000	0.00000
3700	50.030	3701	50.300	50.030	50.300	0.00000	0.00000
8	2.000	8	2.000	0.000	0.000	0.00000	0.00000
5	2.500	5	2.500	0.000	0.000	0.00000	0.00000
13	5.200	13	5.200	5.200	5.200	0.00000	0.00000
24	12.500	24	12.500	12.500	12.500	0.00000	0.00000
152	28.900	147	27.900	0.000	0.000	0.00000	0.00000
10	5.000	10	5.000	0.000	0.000	0.00000	0.00000
54	6.200	54	6.200	1.300	1.300	0.00000	0.00000

National Health Mission, Assam

State Total (State HQ + Allocation to the Districts)				Total fund allocated to the Districts (Rs. in lakh)		Differences	
2024-25		2025-26					
Fresh approval		Fresh approval		2024-25	2025-26		
Quantity/ Target	Fin. Allocation (Rs. in lakh)	Quantity/ Target	Fin. Allocation (Rs. in lakh)	Fresh approval	Fresh approval	2024-25	2025-26
34	60.000	34	60.000	46.200	46.200	0.00000	0.00000
10	10.000	10	10.000	0.000	0.000	0.00000	0.00000
2	4.000	2	4.000	0.000	0.000	0.00000	0.00000
6	1.800	6	1.800	0.000	0.000	0.00000	0.00000
4000	120.000	4000	120.000	0.000	0.000	0.00000	0.00000
236	140.000	236	140.000	129.600	129.600	0.00000	0.00000
800	80.000	800	80.000	40.800	40.800	0.00000	0.00000
64040	1578.300	64040	1578.300	1578.300	1578.300	0.00000	0.00000
50000	1500.000	50000	1500.000	1500.000	1500.000	0.00000	0.00000
1440	72.000	1440	72.000	72.000	72.000	0.00000	0.00000

National Health Mission, Assam

State Total (State HQ + Allocation to the Districts)				Total fund allocated to the Districts (Rs. in lakh)		Differences	
2024-25		2025-26					
Fresh approval		Fresh approval		2024-25	2025-26		
Quantity/ Target	Fin. Allocation (Rs. in lakh)	Quantity/ Target	Fin. Allocation (Rs. in lakh)	Fresh approval	Fresh approval	2024-25	2025-26
12600	6.300	12600	6.300	6.300	6.300	0.00000	0.00000
29462	507.840	29462	506.640	125.600	124.400	0.00000	0.00000
9000	45.000	9000	45.000	45.000	45.000	0.00000	0.00000
3000	15.000	3000	15.000	15.000	15.000	0.00000	0.00000
20	40.200	20	39.000	40.200	39.000	0.00000	0.00000
13430	382.240	13430	382.240	0.000	0.000	0.00000	0.00000
12	5.400	12	5.400	5.400	5.400	0.00000	0.00000
4000	20.000	4000	20.000	20.000	20.000	0.00000	0.00000

National Health Mission, Assam

State Total (State HQ + Allocation to the Districts)				Total fund allocated to the Districts (Rs. in lakh)		Differences	
2024-25		2025-26					
Fresh approval		Fresh approval		2024-25	2025-26		
Quantity/ Target	Fin. Allocation (Rs. in lakh)	Quantity/ Target	Fin. Allocation (Rs. in lakh)	Fresh approval	Fresh approval	2024-25	2025-26
61324	1046.230	81356	1046.550	630.850	630.840	0.00000	0.00000
24100	600.000	24100	600.000	600.000	600.000	0.00000	0.00000
27000	405.000	27000	405.000	0.000	0.000	0.00000	0.00000
38	0.380	71	0.710	0.000	0.000	0.00000	0.00000
150	2.640	150	2.640	2.640	2.640	0.00000	0.00000
416	4.160	415	4.150	4.160	4.150	0.00000	0.00000
9620	24.050	9620	24.050	24.050	24.050	0.00000	0.00000
20000	10.000	20000	10.000	0.000	0.000	0.00000	0.00000

National Health Mission, Assam

State Total (State HQ + Allocation to the Districts)				Total fund allocated to the Districts (Rs. in lakh)		Differences	
2024-25		2025-26					
Fresh approval		Fresh approval		2024-25	2025-26		
Quantity/ Target	Fin. Allocation (Rs. in lakh)	Quantity/ Target	Fin. Allocation (Rs. in lakh)	Fresh approval	Fresh approval	2024-25	2025-26
224188	2012.940	224188	2007.940	71.860	71.860	0.00000	0.00000
600	30.000	600	30.000	30.000	30.000	0.00000	0.00000
250	2.500	250	2.500	2.500	2.500	0.00000	0.00000
3	1.500	3	1.500	1.500	1.500	0.00000	0.00000
5	5.000	5	5.000	5.000	5.000	0.00000	0.00000
0	0.000	0	0.000	0.000	0.000	0.00000	0.00000
2	25.420	2	20.420	2.110	2.110	0.00000	0.00000
50	577.500	50	577.500	0.000	0.000	0.00000	0.00000

National Health Mission, Assam

State Total (State HQ + Allocation to the Districts)				Total fund allocated to the Districts (Rs. in lakh)		Differences	
2024-25		2025-26					
Fresh approval		Fresh approval		2024-25	2025-26		
Quantity/ Target	Fin. Allocation (Rs. in lakh)	Quantity/ Target	Fin. Allocation (Rs. in lakh)	Fresh approval	Fresh approval	2024-25	2025-26
3	0.750	3	0.750	0.750	0.750	0.00000	0.00000
1	52.500	1	52.500	0.000	0.000	0.00000	0.00000
0	0.000	0	0.000	0.000	0.000	0.00000	0.00000
20	16.000	20	16.000	0.000	0.000	0.00000	0.00000
20000	60.000	20000	60.000	0.000	0.000	0.00000	0.00000
155250	1164.380	155250	1164.380	0.000	0.000	0.00000	0.00000
24000	12.000	24000	12.000	0.000	0.000	0.00000	0.00000
12000	31.200	12000	31.200	0.000	0.000	0.00000	0.00000
12000	30.000	12000	30.000	30.000	30.000	0.00000	0.00000
2	2.690	2	2.690	0.000	0.000	0.00000	0.00000
2	1.500	2	1.500	0.000	0.000	0.00000	0.00000

National Health Mission, Assam

State Total (State HQ + Allocation to the Districts)				Total fund allocated to the Districts (Rs. in lakh)		Differences	
2024-25		2025-26					
Fresh approval		Fresh approval		2024-25	2025-26		
Quantity/ Target	Fin. Allocation (Rs. in lakh)	Quantity/ Target	Fin. Allocation (Rs. in lakh)	Fresh approval	Fresh approval	2024-25	2025-26
52814	116.250	52814	116.250	89.650	89.650	0.00000	0.00000
2814	104.250	2814	104.250	83.650	83.650	0.00000	0.00000
50000	12.000	50000	12.000	6.000	6.000	0.00000	0.00000
8602	193.360	8602	193.360	193.360	193.360	0.00000	0.00000
8500	63.750	8500	63.750	63.750	63.750	0.00000	0.00000
68	34.000	68	34.000	34.000	34.000	0.00000	0.00000
34	95.610	34	95.610	95.610	95.610	0.00000	0.00000

National Health Mission, Assam

State Total (State HQ + Allocation to the Districts)				Total fund allocated to the Districts (Rs. in lakh)		Differences	
2024-25		2025-26					
Fresh approval		Fresh approval		2024-25	2025-26		
Quantity/ Target	Fin. Allocation (Rs. in lakh)	Quantity/ Target	Fin. Allocation (Rs. in lakh)	Fresh approval	Fresh approval	2024-25	2025-26
2679765	6897.060	2699793	6890.440	3803.510	3802.560	0.00000	0.00000
171	52.100	171	52.100	0.000	0.000	0.00000	0.00000
2	2.000	2	2.000	0.000	0.000	0.00000	0.00000
1	2.000	1	2.000	0.000	0.000	0.00000	0.00000
1	2.600	1	2.600	0.000	0.000	0.00000	0.00000
0	0.000	0	0.000	0.000	0.000	0.00000	0.00000
35	35.000	35	35.000	0.000	0.000	0.00000	0.00000
1	4.000	1	4.000	0.000	0.000	0.00000	0.00000
1	0.000	1	0.000	0.000	0.000	0.00000	0.00000
130	6.500	130	6.500	0.000	0.000	0.00000	0.00000
36	9.000	36	9.000	5.100	5.100	0.00000	0.00000

National Health Mission, Assam

State Total (State HQ + Allocation to the Districts)				Total fund allocated to the Districts (Rs. in lakh)		Differences	
2024-25		2025-26					
Fresh approval		Fresh approval		2024-25	2025-26		
Quantity/ Target	Fin. Allocation (Rs. in lakh)	Quantity/ Target	Fin. Allocation (Rs. in lakh)	Fresh approval	Fresh approval	2024-25	2025-26
0	0.000	0	0.000	0.000	0.000	0.00000	0.00000
0	0.000	0	0.000	0.000	0.000	0.00000	0.00000
0	0.000	0	0.000	0.000	0.000	0.00000	0.00000
35	7.000	35	7.000	5.100	5.100	0.00000	0.00000
1	2.000	1	2.000	0.000	0.000	0.00000	0.00000
0	0.000	0	0.000	0.000	0.000	0.00000	0.00000
0	0.000	0	0.000	0.000	0.000	0.00000	0.00000
45	513.200	44	525.870	13.200	13.200	0.00000	0.00000
3	9.000	3	9.000	9.000	9.000	0.00000	0.00000
36	17.500	36	17.500	4.200	4.200	0.00000	0.00000
1	477.700	1	490.370	0.000	0.000	0.00000	0.00000
0	0.000	0	0	0.000	0.000	0.00000	0.00000

National Health Mission, Assam

State Total (State HQ + Allocation to the Districts)				Total fund allocated to the Districts (Rs. in lakh)		Differences	
2024-25		2025-26					
Fresh approval		Fresh approval		2024-25	2025-26		
Quantity/ Target	Fin. Allocation (Rs. in lakh)	Quantity/ Target	Fin. Allocation (Rs. in lakh)	Fresh approval	Fresh approval	2024-25	2025-26
1	5.000	1	5.000	0.000	0.000	0.00000	0.00000
1	1.000	1	1.000	0.000	0.000	0.00000	0.00000
1	2.000	1	2.000	0.000	0.000	0.00000	0.00000
2	1.000	1	1.000	0.000	0.000	0.00000	0.00000
252	574.300	251	586.970	18.300	18.300	0.00000	0.00000
350000	700.000	350000	700.000	47.000	0.000	0.00000	0.00000
672513	20.440	672513	20.440	0.000	0.000	0.00000	0.00000
80000	800.000	80000	800.000	0.000	0.000	0.00000	0.00000
0	0.000	0	0.000	0.000	0.000	0.00000	0.00000
3	8.580	3	8.580	0.000	0.000	0.00000	0.00000
34	3.350	34	3.350	3.350	3.350	0.00000	0.00000
1	64.000	1	64.000	0.000	0.000	0.00000	0.00000

National Health Mission, Assam

State Total (State HQ + Allocation to the Districts)				Total fund allocated to the Districts (Rs. in lakh)		Differences	
2024-25		2025-26					
Fresh approval		Fresh approval		2024-25	2025-26		
Quantity/ Target	Fin. Allocation (Rs. in lakh)	Quantity/ Target	Fin. Allocation (Rs. in lakh)	Fresh approval	Fresh approval	2024-25	2025-26
1	10.700	1	10.700	0.000	0.000	0.00000	0.00000
1	10.000	1	10.000	0.000	0.000	0.00000	0.00000
1	1.000	1	1.000	0.000	0.000	0.00000	0.00000
1	23.800	1	23.800	0.000	0.000	0.00000	0.00000
1102555	1641.870	1102555	1641.870	50.350	3.350	0.000	0.000
0	0.000	0	0.000	0.000	0.000	0.00000	0.00000

National Health Mission, Assam

State Total (State HQ + Allocation to the Districts)				Total fund allocated to the Districts (Rs. in lakh)		Differences	
2024-25		2025-26					
Fresh approval		Fresh approval		2024-25	2025-26		
Quantity/ Target	Fin. Allocation (Rs. in lakh)	Quantity/ Target	Fin. Allocation (Rs. in lakh)	Fresh approval	Fresh approval	2024-25	2025-26
3	8.580	3	8.580	0.000	0.000	0.00000	0.00000

National Health Mission, Assam

State Total (State HQ + Allocation to the Districts)				Total fund allocated to the Districts (Rs. in lakh)		Differences	
2024-25		2025-26					
Fresh approval		Fresh approval		2024-25	2025-26		
Quantity/ Target	Fin. Allocation (Rs. in lakh)	Quantity/ Target	Fin. Allocation (Rs. in lakh)	Fresh approval	Fresh approval	2024-25	2025-26
1	10.580	1	10.580	0.000	0.000	0.00000	0.00000
1	17.500	1	17.500	0.000	0.000	0.00000	0.00000
0	0.000	0	0.000	0.000	0.000	0.00000	0.00000
1	1.000	1	1.000	0.000	0.000	0.00000	0.00000
0	0.000	0	0.000	0.000	0.000	0.00000	0.00000

National Health Mission, Assam

State Total (State HQ + Allocation to the Districts)				Total fund allocated to the Districts (Rs. in lakh)		Differences	
2024-25		2025-26					
Fresh approval		Fresh approval		2024-25	2025-26		
Quantity/ Target	Fin. Allocation (Rs. in lakh)	Quantity/ Target	Fin. Allocation (Rs. in lakh)	Fresh approval	Fresh approval	2024-25	2025-26
1	0.500	1	0.500	0.000	0.000	0.00000	0.00000
7	38.16	7	38.16	0.00	0.00	0.00	0.00
0	0.000	0	0.000	0.000	0.000	0.00000	0.00000
0	0.000	0	0.000	0.000	0.000	0.00000	0.00000
3838135	12336.39	3858638	12152.20	6173.70	6083.65	0.0000	0.0000
30000	300.000	30000	300.000	150.000	150.000	0.00000	0.00000
50000	1000.000	52000	1040.000	750.000	750.000	0.00000	0.00000
0	30.000	0	30.000	0.000	0.000	0.00000	0.00000
0	0.000	0	0.000	0.000	0.000	0.00000	0.00000
50	1.000	50	1.000	1.000	1.000	0.00000	0.00000
50	3.750	50	3.750	3.750	3.750	0.00000	0.00000
15	1.500	15	1.500	1.500	1.500	0.00000	0.00000
0	0.000	0	0.000	0.000	0.000	0.00000	0.00000
350	3.500	350	3.500	3.500	3.500	0.00000	0.00000

National Health Mission, Assam

State Total (State HQ + Allocation to the Districts)				Total fund allocated to the Districts (Rs. in lakh)		Differences	
2024-25		2025-26					
Fresh approval		Fresh approval		2024-25	2025-26		
Quantity/ Target	Fin. Allocation (Rs. in lakh)	Quantity/ Target	Fin. Allocation (Rs. in lakh)	Fresh approval	Fresh approval	2024-25	2025-26
17894	62.500	17894	62.500	0.000	0.000	0.00000	0.00000
36585	75.000	36585	75.000	0.000	0.000	0.00000	0.00000
0	135.000	0	130.000	0.000	0.000	0.00000	0.00000
0	0.000	0	0.000	0.000	0.000	0.00000	0.00000
1	20.000	1	20.000	0.000	0.000	0.00000	0.00000
32	19.950	32	19.950	10.300	10.300	0.00000	0.00000
134977	1652.20	136977	1687.20	920.05	920.05	0.00	0.00
34	169.710	34	169.710	149.640	149.640	0.00000	0.00000
6	6.250	6	7.500	5.000	6.250	0.00000	0.00000
0	0.000	1	6.250	0.000	0.000	0.00000	0.00000
33	85.000	33	93.500	34.000	34.000	0.00000	0.00000
35	4.000	35	4.000	3.300	3.300	0.00000	0.00000
100	26.550	110	29.200	26.550	29.200	0.00000	0.00000

National Health Mission, Assam

State Total (State HQ + Allocation to the Districts)				Total fund allocated to the Districts (Rs. in lakh)		Differences	
2024-25		2025-26					
Fresh approval		Fresh approval		2024-25	2025-26		
Quantity/ Target	Fin. Allocation (Rs. in lakh)	Quantity/ Target	Fin. Allocation (Rs. in lakh)	Fresh approval	Fresh approval	2024-25	2025-26
35	31.520	35	31.420	3.960	3.960	0.00000	0.00000
1	40.000	1	45.000	0.000	0.000	0.00000	0.00000
33	34.000	33	35.700	34.000	35.700	0.00000	0.00000
1	6.800	1	6.800	0.000	0.000	0.00000	0.00000
35	20.400	35	20.400	8.250	8.250	0.00000	0.00000
1	4.250	1	4.250	0.000	0.000	0.00000	0.00000
1	20.000	0	0.000	0.000	0.000	0.00000	0.00000
315	448.480	325	453.730	264.700	270.300	0.00000	0.00000
34	25.500	34	25.500	25.500	25.500	0.00000	0.00000
0	0.000	0	0.000	0.000	0.000	0.00000	0.00000
0	0.000	0	0.000	0.000	0.000	0.00000	0.00000
0	0.000	0	0.000	0.000	0.000	0.00000	0.00000
34	25.500	34	25.500	25.500	25.500	0.00000	0.00000

National Health Mission, Assam

State Total (State HQ + Allocation to the Districts)				Total fund allocated to the Districts (Rs. in lakh)		Differences	
2024-25		2025-26					
Fresh approval		Fresh approval		2024-25	2025-26		
Quantity/ Target	Fin. Allocation (Rs. in lakh)	Quantity/ Target	Fin. Allocation (Rs. in lakh)	Fresh approval	Fresh approval	2024-25	2025-26
136	85.000	136	85.000	0.000	0.000	0.00000	0.00000
0	0.000	0	0.000	0.000	0.000	0.00000	0.00000
68	68.000	68	68.000	0.000	0.000	0.00000	0.00000
68	17.000	68	17.000	0.000	0.000	0.00000	0.00000
0	0.000	0	0.000	0.000	0.000	0.00000	0.00000
0	0.000	0	0.000	0.000	0.000	0.00000	0.00000
0	0.000	0	0.000	0.000	0.000	0.00000	0.00000
170	110.50	170	110.50	25.50	25.50	0.0000	0.0000
0	0.000	0	0.000	0.000	0.000	0.00000	0.00000
420	20.940	420	20.940	14.580	14.580	0.00000	0.00000
34	8.500	34	8.500	8.500	8.500	0.00000	0.00000
35	52.500	35	52.500	27.000	27.000	0.00000	0.00000

National Health Mission, Assam

State Total (State HQ + Allocation to the Districts)				Total fund allocated to the Districts (Rs. in lakh)		Differences	
2024-25		2025-26					
Fresh approval		Fresh approval		2024-25	2025-26		
Quantity/ Target	Fin. Allocation (Rs. in lakh)	Quantity/ Target	Fin. Allocation (Rs. in lakh)	Fresh approval	Fresh approval	2024-25	2025-26
3400	3.400	3400	3.400	0.000	0.000	0.00000	0.00000
0	0.000	0	0.000	0.000	0.000	0.00000	0.00000
25000	62.500	25000	62.500	0.000	0.000	0.00000	0.00000
25000	62.500	25000	62.500	0.000	0.000	0.00000	0.00000
100	5.000	100	5.000	5.000	5.000	0.00000	0.00000
0	0.000	0	0.000	0.000	0.000	0.00000	0.00000
5	5.000	5	5.000	0.000	0.000	0.00000	0.00000
34	8.500	34	8.500	8.500	8.500	0.00000	0.00000
2	7.050	2	7.050	0.000	0.000	0.00000	0.00000
34	8.500	34	8.500	0.000	0.000	0.00000	0.00000

National Health Mission, Assam

State Total (State HQ + Allocation to the Districts)				Total fund allocated to the Districts (Rs. in lakh)		Differences	
2024-25		2025-26					
Fresh approval		Fresh approval		2024-25	2025-26		
Quantity/ Target	Fin. Allocation (Rs. in lakh)	Quantity/ Target	Fin. Allocation (Rs. in lakh)	Fresh approval	Fresh approval	2024-25	2025-26
34	8.500	34	8.500	8.500	8.500	0.00000	0.00000
170	34.000	170	34.000	0.000	0.000	0.00000	0.00000
1	1.500	1	2.000	0.000	0.000	0.00000	0.00000
54269	288.39	54269	288.89	72.08	72.08	0.00000	0.00000
0	0.000	0	0.000	0.000	0.000	0.00000	0.00000
102	184.960	102	182.240	0.000	0.000	0.00000	0.00000
34	12.240	34	12.240	0.000	0.000	0.00000	0.00000
34	104.720	34	102.000	0.000	0.000	0.00000	0.00000
34	68.000	34	68.000	0.000	0.000	0.00000	0.00000
609	267.920	609	252.160	0.000	0.000	0.00000	0.00000
215	70.920	215	70.920	0.000	0.000	0.00000	0.00000
197	133.960	197	118.200	0.000	0.000	0.00000	0.00000
197	63.040	197	63.040	0.000	0.000	0.00000	0.00000

National Health Mission, Assam

State Total (State HQ + Allocation to the Districts)				Total fund allocated to the Districts (Rs. in lakh)		Differences	
2024-25		2025-26					
Fresh approval		Fresh approval		2024-25	2025-26		
Quantity/ Target	Fin. Allocation (Rs. in lakh)	Quantity/ Target	Fin. Allocation (Rs. in lakh)	Fresh approval	Fresh approval	2024-25	2025-26
15	44.112	34	85.876	0.000	0.000	0.00000	0.00000
1306	673.800	211	621.500	88.230	88.230	0.00000	0.00000
0	0.000	0	0.000	0.000	0.000	0.00000	0.00000
1	5.000	1	5.000	0.000	0.000	0.00000	0.00000
1	3.000	1	3.000	0.000	0.000	0.00000	0.00000
1	2.000	1	2.000	0.000	0.000	0.00000	0.00000
1	81.790	1	94.660	0.000	0.000	0.00000	0.00000
1	23.480	1	21.610	0.000	0.000	0.00000	0.00000
1	20.000	1	20.000	0.000	0.000	0.00000	0.00000
0	0.000	0	0.000	0.000	0.000	0.00000	0.00000
0	0.000	0	0.000	0.000	0.000	0.00000	0.00000

National Health Mission, Assam

State Total (State HQ + Allocation to the Districts)				Total fund allocated to the Districts (Rs. in lakh)		Differences	
2024-25		2025-26					
Fresh approval		Fresh approval		2024-25	2025-26		
Quantity/ Target	Fin. Allocation (Rs. in lakh)	Quantity/ Target	Fin. Allocation (Rs. in lakh)	Fresh approval	Fresh approval	2024-25	2025-26
34	68.000	34	68.000	0.000	0.000	0.00000	0.00000
34	34.000	34	34.000	0.000	0.000	0.00000	0.00000
34	34.000	34	34.000	0.000	0.000	0.00000	0.00000
34	41.990	34	41.990	41.990	41.990	0.00000	0.00000
35	195.240	35	195.240	46.240	46.240	0.00000	0.00000
0	0.000	0	0.000	0.000	0.000	0.00000	0.00000
1010	80.800	0	0.000	0.000	0.000	0.00000	0.00000
0	0.000	0	0.000	0.000	0.000	0.00000	0.00000
100	8.000	0	0.000	0.000	0.000	0.00000	0.00000
1	22.500	0	0.000	0.000	0.000	0.00000	0.00000
18	54.000	34	102.000	0.000	0.000	0.00000	0.00000
0	0.000	0	0.000	0.000	0.000	0.00000	0.00000
0	0.000	0	0.000	0.000	0.000	0.00000	0.00000

National Health Mission, Assam

State Total (State HQ + Allocation to the Districts)				Total fund allocated to the Districts (Rs. in lakh)		Differences	
2024-25		2025-26					
Fresh approval		Fresh approval		2024-25	2025-26		
Quantity/ Target	Fin. Allocation (Rs. in lakh)	Quantity/ Target	Fin. Allocation (Rs. in lakh)	Fresh approval	Fresh approval	2024-25	2025-26
2032	1,170.79	956	1,141.78	88.23	88.23	0.00000	0.00000
0	0.000	0	0.000	0.000	0.000	0.00000	0.00000
0	2181.876	0	2277.088	0.000	0.000	0.00000	0.00000
45000	181.418	45000	181.418	0.000	0.000	0.00000	0.00000
1	1.000	1	1.000	0.000	0.000	0.00000	0.00000
108000	1999.458	108000	2094.671	0.000	0.000	0.00000	0.00000
1800	135.000	1800	135.000	0.000	0.000	0.00000	0.00000
0	2316.876	0	2412.088	0.000	0.000	0.00000	0.00000
0	0.000	0	0.000	0.000	0.000	0.00000	0.00000
0	0.000	0	0.000	0.000	0.000	0.00000	0.00000

National Health Mission, Assam

State Total (State HQ + Allocation to the Districts)				Total fund allocated to the Districts (Rs. in lakh)		Differences	
2024-25		2025-26					
Fresh approval		Fresh approval		2024-25	2025-26		
Quantity/ Target	Fin. Allocation (Rs. in lakh)	Quantity/ Target	Fin. Allocation (Rs. in lakh)	Fresh approval	Fresh approval	2024-25	2025-26
5386	40.500	5420	42.540	0.000	0.000	0.00000	0.00005
35	12.040	35	12.040	0.000	0.000	0.00000	0.00000
0	0.000	0	0.000	0.000	0.000	0.00000	0.00000
0	0.000	0	0.000	0.000	0.000	0.00000	0.00000
53	13.250	53	13.250	13.000	13.000	0.00000	0.00000

National Health Mission, Assam

State Total (State HQ + Allocation to the Districts)				Total fund allocated to the Districts (Rs. in lakh)		Differences	
2024-25		2025-26					
Fresh approval		Fresh approval		2024-25	2025-26		
Quantity/ Target	Fin. Allocation (Rs. in lakh)	Quantity/ Target	Fin. Allocation (Rs. in lakh)	Fresh approval	Fresh approval	2024-25	2025-26
5	11.480	5	11.480	0.000	0.000	0.00000	0.00000
1	3.290	1	3.290	0.000	0.000	0.00000	0.00000
0	0.000	0	0.000	0.000	0.000	0.00000	0.00000
195	0.000	195	0.000	0.000	0.000	0.00000	0.00000
0	0.000	0	0.000	0.000	0.000	0.00000	0.00000

National Health Mission, Assam

State Total (State HQ + Allocation to the Districts)				Total fund allocated to the Districts (Rs. in lakh)		Differences	
2024-25		2025-26		2024-25		2025-26	
Fresh approval		Fresh approval		Fresh approval		Fresh approval	
Quantity/ Target	Fin. Allocation (Rs. in lakh)	Quantity/ Target	Fin. Allocation (Rs. in lakh)	2024-25	2025-26	2024-25	2025-26
0	0.000	0	0.000	0.000	0.000	0.00000	0.00000
10	50.000	15	75.000	0.000	0.000	0.00000	0.00000
10	13.750	10	13.750	0.000	0.000	0.00000	0.00000
0	0.000	0	0.000	0.000	0.000	0.00000	0.00000
0	0.000	0	0.000	0.000	0.000	0.00000	0.00000
0	0.000	0	0.000	0.000	0.000	0.00000	0.00000

National Health Mission, Assam

State Total (State HQ + Allocation to the Districts)				Total fund allocated to the Districts (Rs. in lakh)		Differences	
2024-25		2025-26					
Fresh approval		Fresh approval		2024-25	2025-26		
Quantity/ Target	Fin. Allocation (Rs. in lakh)	Quantity/ Target	Fin. Allocation (Rs. in lakh)	Fresh approval	Fresh approval	2024-25	2025-26
0	0.000	0	0.000	0.000	0.000	0.00000	0.00000
0	0.000	0	0.000	0.000	0.000	0.00000	0.00000
0	0.000	0	0.000	0.000	0.000	0.00000	0.00000
588	0.000	1176	0.000	0.000	0.000	0.00000	0.00000
20	0.000	20	0.000	0.000	0.000	0.00000	0.00000
11	110.000	12	120.000	0.000	0.000	0.00000	0.00000
0	0.000	0	0.000	0.000	0.000	0.00000	0.00000
0	0.000	0	0.000	0.000	0.000	0.00000	0.00000

National Health Mission, Assam

State Total (State HQ + Allocation to the Districts)				Total fund allocated to the Districts (Rs. in lakh)		Differences	
2024-25		2025-26					
Fresh approval		Fresh approval		2024-25	2025-26		
Quantity/ Target	Fin. Allocation (Rs. in lakh)	Quantity/ Target	Fin. Allocation (Rs. in lakh)	Fresh approval	Fresh approval	2024-25	2025-26
330	0.000	340	0.000	0.000	0.000	0.00000	0.00000
5	250.000	5	250.000	0.000	0.000	0.00000	0.00000
340	34.000	340	34.000	0.000	0.000	0.00000	0.00000
19	47.500	15	37.500	0.000	0.000	0.00000	0.00000
0	0.000	0	0.000	0.000	0.000	0.00000	0.00000
35	3.680	35	3.670	2.720	2.720	0.00000	0.00000
2	8.500	2	8.500	0.000	0.000	0.00000	0.00000

National Health Mission, Assam

State Total (State HQ + Allocation to the Districts)				Total fund allocated to the Districts (Rs. in lakh)		Differences	
2024-25		2025-26					
Fresh approval		Fresh approval		2024-25	2025-26		
Quantity/ Target	Fin. Allocation (Rs. in lakh)	Quantity/ Target	Fin. Allocation (Rs. in lakh)	Fresh approval	Fresh approval	2024-25	2025-26
1008	23.940	1008	24.540	14.940	14.940	0.00000	0.00000
1	7.500	1	8.000	0.000	0.000	0.00000	0.00000
0	0.000	0	0.000	0.000	0.000	0.00000	0.00000
1	25.000	0	0.000	0.000	0.000	0.00000	0.00000
8055	654.43	8688	657.56	30.66	30.66	0.00000	0.00005
0	0.000	0	0.000	0.000	0.000	0.00000	0.00000
1	8.000	0	0.000	0.000	0.000	0.00000	0.00000
1	70.000	1	49.000	0.000	0.000	0.00000	0.00000

National Health Mission, Assam

State Total (State HQ + Allocation to the Districts)				Total fund allocated to the Districts (Rs. in lakh)		Differences	
2024-25		2025-26					
Fresh approval		Fresh approval		2024-25	2025-26		
Quantity/ Target	Fin. Allocation (Rs. in lakh)	Quantity/ Target	Fin. Allocation (Rs. in lakh)	Fresh approval	Fresh approval	2024-25	2025-26
108	84.000	108	84.000	0.000	0.000	0.00000	0.00000
1	22.000	1	22.000	0.000	0.000	0.00000	0.00000
0	0.000	1	10.000	0.000	0.000	0.00000	0.00000
1	15.500	1	15.500	0.000	0.000	0.00000	0.00000
1	6.300	1	12.600	0.000	0.000	0.00000	0.00000
0	205.80	0	193.10	0.00	0.00	0.00000	0.00000
0	0.000	0	0.000	0.000	0.000	0.00000	0.00000
34	34.000	34	34.000	0.000	0.000	0.00000	0.00000
34	20.100	34	20.100	0.000	0.000	0.00000	0.00000
34	54.10	34	54.10	0.00	0.00	0.00000	0.00000
0	0.000	0	0.000	0.000	0.000	0.00000	0.00000

National Health Mission, Assam

State Total (State HQ + Allocation to the Districts)				Total fund allocated to the Districts (Rs. in lakh)		Differences	
2024-25		2025-26					
Fresh approval		Fresh approval		2024-25	2025-26		
Quantity/ Target	Fin. Allocation (Rs. in lakh)	Quantity/ Target	Fin. Allocation (Rs. in lakh)	Fresh approval	Fresh approval	2024-25	2025-26
8	21.000	8	21.000	7.900	7.900	0.00000	0.00000
8	11.760	8	11.760	10.040	10.040	0.00000	0.00000
8	14.000	8	14.000	12.700	12.700	0.00000	0.00000
15	4.900	15	4.900	1.400	1.400	0.00000	0.00000
8	4.000	6	4.000	3.500	3.500	0.00000	0.00000
47	55.66	45	55.66	35.54	35.54	0.00000	0.00000
0	0.000	0	0.000	0.000	0.000	0.00000	0.00000
20	3.500	71	10.750	0.000	0.000	0.00000	0.00000
6	12.600	8	7.600	0.000	0.000	0.00000	0.00000

National Health Mission, Assam

State Total (State HQ + Allocation to the Districts)				Total fund allocated to the Districts (Rs. in lakh)		Differences	
2024-25		2025-26					
Fresh approval		Fresh approval		2024-25	2025-26		
Quantity/ Target	Fin. Allocation (Rs. in lakh)	Quantity/ Target	Fin. Allocation (Rs. in lakh)	Fresh approval	Fresh approval	2024-25	2025-26
15	62.250	15	62.250	0.000	0.000	0.00000	0.00000
15	9.000	15	9.000	9.000	9.000	0.00000	0.00000
0	9.000	0	9.000	0.000	0.000	0.00000	0.00000
35	16.800	35	16.800	6.800	6.800	0.00000	0.00000
91	113.15	144	115.40	15.80	15.80	0.00000	0.00000
	7070.38		7170.00	1452.56	1458.16	0.0000	0.0000
0	0.000	0	0.000	0.000	0.000	0.00000	0.00000
0	0.000	0	0.000	0.000	0.000	0.00000	0.00000
0	0.000	0	0.000	0.000	0.000	0.00000	0.00000

National Health Mission, Assam

State Total (State HQ + Allocation to the Districts)				Total fund allocated to the Districts (Rs. in lakh)		Differences	
2024-25		2025-26					
Fresh approval		Fresh approval		2024-25	2025-26		
Quantity/ Target	Fin. Allocation (Rs. in lakh)	Quantity/ Target	Fin. Allocation (Rs. in lakh)	Fresh approval	Fresh approval	2024-25	2025-26
0	0.000	0	0.000	0.000	0.000	0.00000	0.00000
348450	75.750	355460	77.270	75.750	77.270	0.00000	0.00000
0	0.000	0	0.000	0.000	0.000	0.00000	0.00000
0	0.000	0	0.000	0.000	0.000	0.00000	0.00000
0	0.000	0	0.000	0.000	0.000	0.00000	0.00000
0	0.000	0	0.000	0.000	0.000	0.00000	0.00000
0	0.000	0	0.000	0.000	0.000	0.00000	0.00000
2	3.210	2	4.645	0.000	0.000	0.00000	0.00000
0	0.000	0	0.000	0.000	0.000	0.00000	0.00000
0	0.000	6	5.785	0.000	5.785	0.00000	0.00000
0	0.000	0	0.000	0.000	0.000	0.00000	0.00000

National Health Mission, Assam

State Total (State HQ + Allocation to the Districts)				Total fund allocated to the Districts (Rs. in lakh)		Differences	
2024-25		2025-26					
Fresh approval		Fresh approval		2024-25	2025-26		
Quantity/ Target	Fin. Allocation (Rs. in lakh)	Quantity/ Target	Fin. Allocation (Rs. in lakh)	Fresh approval	Fresh approval	2024-25	2025-26
5	10.310	5	10.960	0.000	0.000	0.00000	0.00000
0	0.000	0	0.000	0.000	0.000	0.00000	0.00000
0	0.000	0	0.000	0.000	0.000	0.00000	0.00000
0	0.000	0	0.000	0.000	0.000	0.00000	0.00000
0	0.000	0	0.000	0.000	0.000	0.00000	0.00000
1280	307.200	1280	307.200	307.200	307.200	0.00000	0.00000
1280	9.600	1280	9.600	0.000	0.000	0.00000	0.00000
0	0.000	0	0.000	0.000	0.000	0.00000	0.00000
1280	2.300	1280	2.300	0.000	0.000	0.00000	0.00000
68	6.800	0	0.000	0.000	0.000	0.00000	0.00000

National Health Mission, Assam

State Total (State HQ + Allocation to the Districts)				Total fund allocated to the Districts (Rs. in lakh)		Differences	
2024-25		2025-26					
Fresh approval		Fresh approval		2024-25	2025-26		
Quantity/ Target	Fin. Allocation (Rs. in lakh)	Quantity/ Target	Fin. Allocation (Rs. in lakh)	Fresh approval	Fresh approval	2024-25	2025-26
0	0.000	0	0.000	0.000	0.000	0.00000	0.00000
0	0.000	0	0.000	0.000	0.000	0.00000	0.00000
0	0.000	0	0.000	0.000	0.000	0.00000	0.00000
0	0.000	0	0.000	0.000	0.000	0.00000	0.00000
195	11.700	195	11.700	11.700	11.700	0.00000	0.00000
80	6.400	80	6.400	6.400	6.400	0.00000	0.00000
20	2.050	20	2.050	2.050	2.050	0.00000	0.00000
3540	8.850	3540	8.850	8.850	8.850	0.00000	0.00000

National Health Mission, Assam

State Total (State HQ + Allocation to the Districts)				Total fund allocated to the Districts (Rs. in lakh)		Differences	
2024-25		2025-26					
Fresh approval		Fresh approval		2024-25	2025-26		
Quantity/ Target	Fin. Allocation (Rs. in lakh)	Quantity/ Target	Fin. Allocation (Rs. in lakh)	Fresh approval	Fresh approval	2024-25	2025-26
0	0.000	0	0.000	0.000	0.000	0.00000	0.00000
0	0.000	0	0.000	0.000	0.000	0.00000	0.00000
0	0.000	0	0.000	0.000	0.000	0.00000	0.00000
0	0.000	0	0.000	0.000	0.000	0.00000	0.00000
0	0.000	0	0.000	0.000	0.000	0.00000	0.00000
19	5.580	19	5.580	4.104	4.104	0.00000	0.00000
0	0.000	0	0.000	0.000	0.000	0.00000	0.00000
0	0.000	0	0.000	0.000	0.000	0.00000	0.00000
3	300.000	3	247.160	0.000	0.000	0.00000	0.00000

National Health Mission, Assam

State Total (State HQ + Allocation to the Districts)				Total fund allocated to the Districts (Rs. in lakh)		Differences	
2024-25		2025-26					
Fresh approval		Fresh approval		2024-25	2025-26		
Quantity/ Target	Fin. Allocation (Rs. in lakh)	Quantity/ Target	Fin. Allocation (Rs. in lakh)	Fresh approval	Fresh approval	2024-25	2025-26
27	49.890	26	48.040	48.042	48.040	0.00000	0.00000
0	0.000	0	0.000	0.000	0.000	0.00000	0.00000
0	0.000	0	0.000	0.000	0.000	0.00000	0.00000
4	4.000	5	5.000	0.000	0.000	0.00000	0.00000
3	6.000	4	8.000	0.000	0.000	0.00000	0.00000
54	1.080	54	1.080	1.080	1.080	0.00000	0.00000
57	1.140	57	1.140	1.140	1.140	0.00000	0.00000
0	0.000	0	0.000	0.000	0.000	0.00000	0.00000
34	22.000	40	25.000	0.000	0.000	0.00000	0.00000
0	0.000	0	0.000	0.000	0.000	0.00000	0.00000

National Health Mission, Assam

State Total (State HQ + Allocation to the Districts)				Total fund allocated to the Districts (Rs. in lakh)		Differences	
2024-25		2025-26					
Fresh approval		Fresh approval		2024-25	2025-26		
Quantity/ Target	Fin. Allocation (Rs. in lakh)	Quantity/ Target	Fin. Allocation (Rs. in lakh)	Fresh approval	Fresh approval	2024-25	2025-26
0	0.000	0	0.000	0.000	0.000	0.00000	0.00000
2150	3731.690	2150	4539.520	30.925	30.925	0.00000	0.00000
0	20.000	0	20.000	0.000	0.000	0.00000	0.00000
0	398.160	0	398.160	0.000	0.000	0.00000	0.00000
0	0.000	0	0.000	0.000	0.000	0.00000	0.00000
0	0.000	0	0.000	0.000	0.000	0.00000	0.00000
1	4.800	1	4.800	0.000	0.000	0.00000	0.00000
14	18.300	14	18.300	0.000	0.000	0.00000	0.00000
1	3.000	1	3.000	0.000	0.000	0.00000	0.00000
15	6.200	15	6.200	0.000	0.000	0.00000	0.00000
0	0.000	0	0.000	0.000	0.000	0.00000	0.00000
0	0.000	0	0.000	0.000	0.000	0.00000	0.00000
0	0.000	0	0.000	0.000	0.000	0.00000	0.00000

National Health Mission, Assam

State Total (State HQ + Allocation to the Districts)				Total fund allocated to the Districts (Rs. in lakh)		Differences	
2024-25		2025-26					
Fresh approval		Fresh approval		2024-25	2025-26		
Quantity/ Target	Fin. Allocation (Rs. in lakh)	Quantity/ Target	Fin. Allocation (Rs. in lakh)	Fresh approval	Fresh approval	2024-25	2025-26
28	49.000	29	50.750	49.000	50.750	0.00000	0.00000
27	27.000	26	26.000	27.000	26.000	0.00000	0.00000
2	10.000	2	10.000	10.000	10.000	0.00000	0.00000
658	32.900	658	32.900	32.900	32.900	0.00000	0.00000
359297	5134.91	366252	5897.39	616.14	624.19	0.00000	0.00000

National Health Mission, Assam

--

Remarks

--

--

--

--

--

--

--

--

--

--

--



National Health Mission, Assam

--

Remarks



--

--

--

--



--

--

--

--

National Health Mission, Assam

--

Remarks

--

--

--

--

--

--

--

--

--

--

--

--

--

--

--

--

--

--

National Health Mission, Assam

--

Remarks

--	--

--

--

--	--

--

--

--

--	--

--

--

--

--

--

--

--

National Health Mission, Assam

--

Remarks

--

--

--

--

--

--

--

--

--

--

--

--

--

--

--

--

--

--

--

--

--

--

--

--

--

--

--

--

--

--

National Health Mission, Assam

--

Remarks

--

--

--

--

--

--

--

--

--

--

--

--

National Health Mission, Assam

--

Remarks



--

--

--

--

--

--

--

--

--

--

--

--

--

--

National Health Mission, Assam

--

Remarks



--

--



--

--

--

--

--

--

--

--

National Health Mission, Assam

--

Remarks

--

--

--

--

--

--

--

--

--

--

--

--

--

--

--

--

--

--

--

--

--

--

--

--

--

--

--

--

National Health Mission, Assam

--

Remarks

--	--

--

--

--

--	--

--

--

--

--

--

--

--

--

--

National Health Mission, Assam

--

Remarks



--

--

--

--

--

--

--

--

--

--

National Health Mission, Assam

--

Remarks

--

--

--

--

--

--

--

--

--

--

--

--

--

--

--

--

--

--

--

--

--

--

--

--

--

--

--

--

National Health Mission, Assam

--

Remarks



--

--

--

--

--

--

--

National Health Mission, Assam

--

Remarks



--

--

--

--

--

--

--

National Health Mission, Assam

--

Remarks



--

--

--

--

--

--

--

--

National Health Mission, Assam

--

Remarks



--

--

--

--

--

--

National Health Mission, Assam

--

Remarks

--	--

--

--

--

--

--

--	--

--

--	--

National Health Mission, Assam

--

Remarks

--	--

--

--

--

--

--

--

--	--

--

--

--	--

National Health Mission, Assam

--

Remarks

--	--

--

--	--

--

--

--

--

--

--

--

--	--

National Health Mission, Assam

--

Remarks

--	--

--

--

--

--

--	--

--

--	--

--

--

--

National Health Mission, Assam

--

Remarks

--

--

--

--

--

--

--

--

--

--

--

--

--

--

--

--

--

--

National Health Mission, Assam

--

Remarks

--

--

--

--

--

--

--

--

--

--

--

--

--

--

--

--

--

National Health Mission, Assam

--

Remarks

--	--

--

--

--

--

--	--

--

--

--

--

--

--

--

--	--

National Health Mission, Assam

--

Remarks

--

--

--

--

--

--

--

--

--

--

--

--

--

--

--

--

--

National Health Mission, Assam

Remarks



National Health Mission, Assam

Remarks



National Health Mission, Assam

--

Remarks



--

--

--

--

--

--

--



--

--

--

--

--

National Health Mission, Assam

Remarks



National Health Mission, Assam

--

Remarks

--	--

--

--	--

--

--	--

--

--

--	--

--

--	--

--

--

National Health Mission, Assam

--

Remarks

--	--

--

--	--

--	--

--

--

--

--

--

--

--

--

--

National Health Mission, Assam

--

Remarks



--

--

--

--

--

--

--

--

--

--

--

--

National Health Mission, Assam

--

Remarks



--

--

--

--

--

--

--



National Health Mission, Assam

--

Remarks

--

--

--

--

--

--

--

--

--

--

--

--

National Health Mission, Assam

--

Remarks

--	--

--

--

--

--

--

--	--

--	--

--

--

--

--

--

--

National Health Mission, Assam

Remarks



National Health Mission, Assam

Remarks



National Health Mission, Assam

--

Remarks

--	--

--

--

--

--

--

--

--	--

--

--

--

--	--

--

--

National Health Mission, Assam

--

Remarks

--	--

--

--

--

--

--

--

--

--

--	--

--	--

National Health Mission, Assam

--

Remarks



--


--

--

--

--

--



--

--

National Health Mission, Assam

--

Remarks

--

--

--

--

--

--

--

--

--

--

--

National Health Mission, Assam

--

Remarks

--

--

--

--

--

--

--

--

--

--

--

National Health Mission, Assam

--

Remarks

--

--

--

--

--

--

--

--

--

--

--

--

National Health Mission, Assam

--

Remarks

--

--

--

--

--

--

--

--

--

National Health Mission, Assam

--

Remarks

--

--

--

--

--

--

--

--

--

--

--

--

--

--

--

--

--

--

--

--

--

--

--

--

National Health Mission, Assam

--

Remarks

--	--

--

--

--

--

--

--

--	--

--

--	--

--

--

--

--

--

--

--

National Health Mission, Assam

--

Remarks

--	--

--

--

--

--

--	--

--	--

--

--

--

--

--

--

National Health Mission, Assam

--

Remarks

--	--

--

--

--

--

--	--

--	--

National Health Mission, Assam

--

Remarks



--

National Health Mission, Assam

--

Remarks



--

--

--

--

--

National Health Mission, Assam

--

Remarks

--	--

--

--	--

--	--

--	--	--	--	--	--	--

--	--

--

--

--

--

--

--

--

National Health Mission, Assam

--

Remarks

--	--

--

--

--

--

--

--	--

--	--

--

--

--

--

--

--

National Health Mission, Assam

--

Remarks



--

--

--

--

--

--

--



--

--

--

National Health Mission, Assam

Remarks



National Health Mission, Assam

--

Remarks

--	--

--

--

--

--	--

--	--

--

--

--

--

--

--

National Health Mission, Assam

--

Remarks



--

--

--

--

--

--

--

--

--

--

--

National Health Mission, Assam

--

Remarks

--

--

--

--

--

--

--

--

--

--

--

--

--

--

--

--

--

--

--

--

--

--

--

--

National Health Mission, Assam

--

Remarks



--

--

--

--

--

National Health Mission, Assam

--

Remarks



--

--

--

--

--

National Health Mission, Assam

--

Remarks



--

--

--

--

--

--

National Health Mission, Assam

--

Remarks



--

--

--

--

--

--

--

--

National Health Mission, Assam

--

Remarks

--	--

--

--

--

--

--

--	--	--	--	--	--	--	--

--

--

National Health Mission, Assam

--

Remarks

--

--

--

--

--

--

--

--

--

--

--

--

--

--

--

--

--

--

--

--

--

--

--

National Health Mission, Assam

--

Remarks

--	--

--

--

--

--

--

--	--

--	--

--

--

National Health Mission, Assam

--

Remarks

--	--

--

--

--

--

--	--

--	--	--	--	--	--	--	--

--	--

--

--

National Health Mission, Assam

--

Remarks

--	--

--	--

--

--

--

--

--

--

--

--

--

--

National Health Mission, Assam

--

Remarks

--	--

--

--	--

--

--	--

--

--

--

--

National Health Mission, Assam

--

Remarks

--	--

--

--

--

--

--

--

--

--

--

National Health Mission, Assam

--

Remarks

--

--

--

--

--

--

--

--

--

--

--

--

--

--

National Health Mission, Assam

--

Remarks

--	--

--

--	--

--

--

--

--

--	--

--

--

--

National Health Mission, Assam

--

Remarks

--

--

--

--

--

--

--

--

--

--

--

--

--

--

--

--

--

--

National Health Mission, Assam

--

Remarks

--	--

--

--

--

--

--	--

National Health Mission, Assam

--

Remarks

--

National Health Mission, Assam

--

Remarks

--

National Health Mission, Assam

--

Remarks

--

National Health Mission, Assam

--

Remarks

--

National Health Mission, Assam

--

Remarks

--

National Health Mission, Assam

--

Remarks

--

National Health Mission, Assam



National Health Mission, Assam



National Health Mission, Assam



National Health Mission, Assam



National Health Mission, Assam



National Health Mission, Assam



National Health Mission, Assam



National Health Mission, Assam



National Health Mission, Assam



National Health Mission, Assam



National Health Mission, Assam



National Health Mission, Assam



National Health Mission, Assam



National Health Mission, Assam



National Health Mission, Assam



National Health Mission, Assam



National Health Mission, Assam



National Health Mission, Assam



National Health Mission, Assam



National Health Mission, Assam



National Health Mission, Assam



National Health Mission, Assam



National Health Mission, Assam



National Health Mission, Assam



National Health Mission, Assam



National Health Mission, Assam



National Health Mission, Assam



National Health Mission, Assam



National Health Mission, Assam




National Health Mission, Assam



National Health Mission, Assam



National Health Mission, Assam



National Health Mission, Assam



National Health Mission, Assam



National Health Mission, Assam



National Health Mission, Assam



National Health Mission, Assam



National Health Mission, Assam



National Health Mission, Assam



National Health Mission, Assam



National Health Mission, Assam



National Health Mission, Assam



National Health Mission, Assam



National Health Mission, Assam



National Health Mission, Assam



National Health Mission, Assam



National Health Mission, Assam



National Health Mission, Assam



National Health Mission, Assam



National Health Mission, Assam



National Health Mission, Assam



National Health Mission, Assam



National Health Mission, Assam



National Health Mission, Assam



National Health Mission, Assam



National Health Mission, Assam



National Health Mission, Assam



National Health Mission, Assam



National Health Mission, Assam



National Health Mission, Assam



National Health Mission, Assam



National Health Mission, Assam



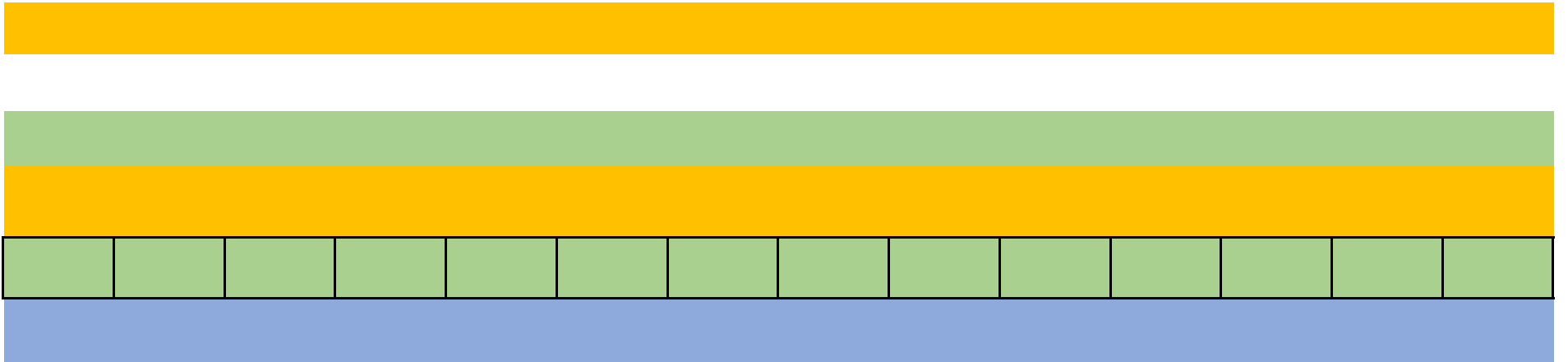
National Health Mission, Assam



National Health Mission, Assam



National Health Mission, Assam



National Health Mission, Assam



National Health Mission, Assam



National Health Mission, Assam



National Health Mission, Assam



National Health Mission, Assam




National Health Mission, Assam



National Health Mission, Assam



National Health Mission, Assam



National Health Mission, Assam



National Health Mission, Assam



National Health Mission, Assam



National Health Mission, Assam



National Health Mission, Assam



National Health Mission, Assam



National Health Mission, Assam



National Health Mission, Assam



National Health Mission, Assam



--	--	--	--	--	--	--	--	--	--	--	--	--	--	--



National Health Mission, Assam




National Health Mission, Assam



National Health Mission, Assam





National Health Mission, Assam



National Health Mission, Assam



National Health Mission, Assam



National Health Mission, Assam



National Health Mission, Assam



National Health Mission, Assam



National Health Mission, Assam



National Health Mission, Assam



National Health Mission, Assam



National Health Mission, Assam



National Health Mission, Assam



National Health Mission, Assam



National Health Mission, Assam



National Health Mission, Assam



National Health Mission, Assam



National Health Mission, Assam



National Health Mission, Assam



National Health Mission, Assam



National Health Mission, Assam



National Health Mission, Assam



National Health Mission, Assam



National Health Mission, Assam



National Health Mission, Assam



National Health Mission, Assam



National Health Mission, Assam



National Health Mission, Assam



National Health Mission, Assam



National Health Mission, Assam



National Health Mission, Assam



National Health Mission, Assam



National Health Mission, Assam



National Health Mission, Assam



National Health Mission, Assam



National Health Mission, Assam



National Health Mission, Assam



National Health Mission, Assam



National Health Mission, Assam



National Health Mission, Assam



National Health Mission, Assam



National Health Mission, Assam



National Health Mission, Assam



National Health Mission, Assam



National Health Mission, Assam



National Health Mission, Assam



National Health Mission, Assam



National Health Mission, Assam



National Health Mission, Assam



National Health Mission, Assam



National Health Mission, Assam



National Health Mission, Assam



National Health Mission, Assam



National Health Mission, Assam



National Health Mission, Assam



National Health Mission, Assam



National Health Mission, Assam



National Health Mission, Assam



National Health Mission, Assam



National Health Mission, Assam



National Health Mission, Assam



National Health Mission, Assam



National Health Mission, Assam



National Health Mission, Assam



National Health Mission, Assam



National Health Mission, Assam



National Health Mission, Assam



National Health Mission, Assam



National Health Mission, Assam



National Health Mission, Assam



National Health Mission, Assam



National Health Mission, Assam



National Health Mission, Assam



National Health Mission, Assam



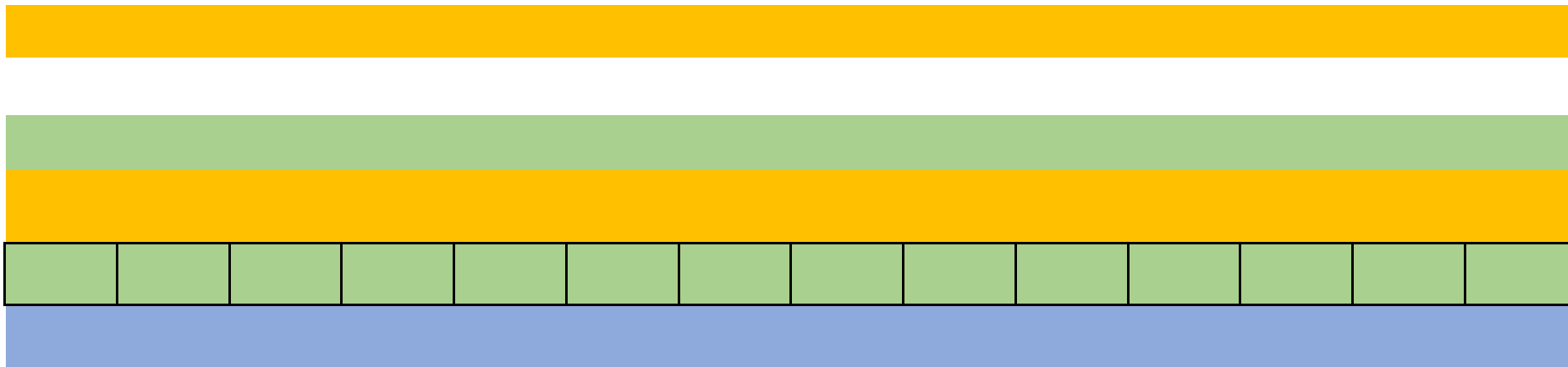
National Health Mission, Assam



National Health Mission, Assam



National Health Mission, Assam



National Health Mission, Assam



National Health Mission, Assam



National Health Mission, Assam



National Health Mission, Assam



National Health Mission, Assam



National Health Mission, Assam



National Health Mission, Assam



National Health Mission, Assam



National Health Mission, Assam



National Health Mission, Assam



National Health Mission, Assam



National Health Mission, Assam



National Health Mission, Assam



National Health Mission, Assam



National Health Mission, Assam



National Health Mission, Assam



National Health Mission, Assam




--	--	--	--	--	--	--	--	--	--	--	--	--	--	--



National Health Mission, Assam




National Health Mission, Assam




National Health Mission, Assam





National Health Mission, Assam



National Health Mission, Assam



National Health Mission, Assam



National Health Mission, Assam



National Health Mission, Assam



National Health Mission, Assam



National Health Mission, Assam



National Health Mission, Assam



National Health Mission, Assam



National Health Mission, Assam



National Health Mission, Assam



National Health Mission, Assam



National Health Mission, Assam



National Health Mission, Assam



National Health Mission, Assam



National Health Mission, Assam



National Health Mission, Assam



National Health Mission, Assam



National Health Mission, Assam



National Health Mission, Assam



National Health Mission, Assam



National Health Mission, Assam



National Health Mission, Assam



National Health Mission, Assam



National Health Mission, Assam



National Health Mission, Assam



National Health Mission, Assam



National Health Mission, Assam



National Health Mission, Assam



National Health Mission, Assam



National Health Mission, Assam



National Health Mission, Assam



National Health Mission, Assam



National Health Mission, Assam



National Health Mission, Assam



National Health Mission, Assam



National Health Mission, Assam



National Health Mission, Assam



National Health Mission, Assam



National Health Mission, Assam



National Health Mission, Assam



National Health Mission, Assam



National Health Mission, Assam



National Health Mission, Assam



National Health Mission, Assam



National Health Mission, Assam



National Health Mission, Assam



National Health Mission, Assam



National Health Mission, Assam



National Health Mission, Assam



National Health Mission, Assam



National Health Mission, Assam



National Health Mission, Assam



National Health Mission, Assam



National Health Mission, Assam



National Health Mission, Assam



National Health Mission, Assam



National Health Mission, Assam



National Health Mission, Assam



National Health Mission, Assam



National Health Mission, Assam



National Health Mission, Assam



National Health Mission, Assam



National Health Mission, Assam



National Health Mission, Assam



National Health Mission, Assam



National Health Mission, Assam



National Health Mission, Assam



National Health Mission, Assam



National Health Mission, Assam



National Health Mission, Assam



National Health Mission, Assam



National Health Mission, Assam



National Health Mission, Assam



National Health Mission, Assam



National Health Mission, Assam



National Health Mission, Assam



National Health Mission, Assam



National Health Mission, Assam



National Health Mission, Assam



National Health Mission, Assam



National Health Mission, Assam



National Health Mission, Assam



National Health Mission, Assam



National Health Mission, Assam



National Health Mission, Assam



National Health Mission, Assam



National Health Mission, Assam



National Health Mission, Assam



National Health Mission, Assam



National Health Mission, Assam



--	--	--	--	--	--	--	--	--	--	--	--	--	--	--




National Health Mission, Assam




National Health Mission, Assam




National Health Mission, Assam




National Health Mission, Assam



National Health Mission, Assam



National Health Mission, Assam



National Health Mission, Assam



National Health Mission, Assam



National Health Mission, Assam



National Health Mission, Assam



National Health Mission, Assam




National Health Mission, Assam



National Health Mission, Assam



National Health Mission, Assam



National Health Mission, Assam



National Health Mission, Assam



National Health Mission, Assam



National Health Mission, Assam



National Health Mission, Assam



National Health Mission, Assam



National Health Mission, Assam



National Health Mission, Assam



National Health Mission, Assam



National Health Mission, Assam



National Health Mission, Assam



National Health Mission, Assam



National Health Mission, Assam



National Health Mission, Assam



National Health Mission, Assam



National Health Mission, Assam



National Health Mission, Assam



National Health Mission, Assam



National Health Mission, Assam



National Health Mission, Assam



National Health Mission, Assam



National Health Mission, Assam



National Health Mission, Assam



National Health Mission, Assam



National Health Mission, Assam



National Health Mission, Assam



National Health Mission, Assam



National Health Mission, Assam



National Health Mission, Assam



National Health Mission, Assam



National Health Mission, Assam



National Health Mission, Assam



National Health Mission, Assam



National Health Mission, Assam



National Health Mission, Assam



National Health Mission, Assam



National Health Mission, Assam



National Health Mission, Assam



National Health Mission, Assam



National Health Mission, Assam



National Health Mission, Assam



National Health Mission, Assam



National Health Mission, Assam



National Health Mission, Assam



National Health Mission, Assam



National Health Mission, Assam



National Health Mission, Assam



National Health Mission, Assam



National Health Mission, Assam



National Health Mission, Assam



National Health Mission, Assam



National Health Mission, Assam



National Health Mission, Assam



National Health Mission, Assam



National Health Mission, Assam



National Health Mission, Assam



National Health Mission, Assam



National Health Mission, Assam



National Health Mission, Assam



National Health Mission, Assam



National Health Mission, Assam



National Health Mission, Assam



National Health Mission, Assam



National Health Mission, Assam



--	--	--	--	--	--	--	--	--	--	--	--	--	--



National Health Mission, Assam



National Health Mission, Assam



National Health Mission, Assam



National Health Mission, Assam



National Health Mission, Assam




National Health Mission, Assam



National Health Mission, Assam



National Health Mission, Assam



National Health Mission, Assam



National Health Mission, Assam



National Health Mission, Assam



National Health Mission, Assam



National Health Mission, Assam



National Health Mission, Assam



National Health Mission, Assam



National Health Mission, Assam




National Health Mission, Assam




--	--	--	--	--	--	--	--	--	--	--	--	--	--



National Health Mission, Assam



National Health Mission, Assam



National Health Mission, Assam




National Health Mission, Assam



National Health Mission, Assam



National Health Mission, Assam



National Health Mission, Assam



National Health Mission, Assam



National Health Mission, Assam



National Health Mission, Assam



National Health Mission, Assam



National Health Mission, Assam



National Health Mission, Assam



National Health Mission, Assam



National Health Mission, Assam



National Health Mission, Assam



National Health Mission, Assam



National Health Mission, Assam



National Health Mission, Assam



National Health Mission, Assam



National Health Mission, Assam



National Health Mission, Assam



National Health Mission, Assam



National Health Mission, Assam



National Health Mission, Assam



National Health Mission, Assam



National Health Mission, Assam



National Health Mission, Assam



National Health Mission, Assam



National Health Mission, Assam



National Health Mission, Assam



National Health Mission, Assam



National Health Mission, Assam



National Health Mission, Assam



National Health Mission, Assam



National Health Mission, Assam



National Health Mission, Assam



National Health Mission, Assam



National Health Mission, Assam



National Health Mission, Assam



National Health Mission, Assam



National Health Mission, Assam



National Health Mission, Assam



National Health Mission, Assam



National Health Mission, Assam



National Health Mission, Assam



National Health Mission, Assam



National Health Mission, Assam



National Health Mission, Assam



National Health Mission, Assam



National Health Mission, Assam



National Health Mission, Assam



National Health Mission, Assam



National Health Mission, Assam



National Health Mission, Assam



National Health Mission, Assam



National Health Mission, Assam



National Health Mission, Assam



National Health Mission, Assam



National Health Mission, Assam



National Health Mission, Assam



National Health Mission, Assam



National Health Mission, Assam



National Health Mission, Assam



National Health Mission, Assam



National Health Mission, Assam




National Health Mission, Assam



National Health Mission, Assam




National Health Mission, Assam



National Health Mission, Assam



National Health Mission, Assam



National Health Mission, Assam



National Health Mission, Assam



National Health Mission, Assam



National Health Mission, Assam



National Health Mission, Assam



National Health Mission, Assam



National Health Mission, Assam



--	--	--	--	--	--	--	--	--	--	--	--	--	--



National Health Mission, Assam



National Health Mission, Assam



National Health Mission, Assam



National Health Mission, Assam



National Health Mission, Assam



National Health Mission, Assam



National Health Mission, Assam



National Health Mission, Assam



National Health Mission, Assam



National Health Mission, Assam



National Health Mission, Assam




National Health Mission, Assam



National Health Mission, Assam



National Health Mission, Assam



National Health Mission, Assam



National Health Mission, Assam



National Health Mission, Assam




--	--	--	--	--	--	--	--	--	--	--	--	--	--



National Health Mission, Assam



National Health Mission, Assam



National Health Mission, Assam




National Health Mission, Assam



National Health Mission, Assam



National Health Mission, Assam



National Health Mission, Assam



National Health Mission, Assam



National Health Mission, Assam



National Health Mission, Assam



National Health Mission, Assam



National Health Mission, Assam



National Health Mission, Assam

