



**District Record of Proceeding**  
**2024-25 & 2025-26**



**Family Planning Division, NHM Assam**



## PREFACE

District Record of Proceeding is a document that has the budgetary approvals under NHM for the Financial Year 2024-2025 & 2025-2026 and serve as an implementation guideline for the program. The district wise ROP is based on the State PIP and approval of the state ROP.

Family planning is not merely about contraception or population control, it embodies the fundamental right of every individual to determine the course of their own lives including the size and composition of their families.

Reproductive Health is one of the most important components of multi-pronged RMNCAH+N strategy launched by Government of India. The main objective of the National Family Planning Program is to prevent the unwanted pregnancies leading to the adverse outcome for both the mother & child. Also, in order to meet the unmet need for spacing and unmet need for limiting the basket of choice for family planning services is to be made available to all the eligible couples.

Also, as we are aware that the teenage pregnancies are very high in the state so proper community-based assessment of eligible couple and ensuring delaying of 1<sup>st</sup> child is utmost important for preventing maternal and neonatal mortality. The four nos. of Eligible couple survey during Four Mission Parivar Vikas Fortnights should be utilized for this purpose.

Therefore, Strengthening of Family Planning services and making it accessible to all the eligible couples for ensuring healthy timing and spacing of birth including limiting the size of the family is now the most essential intervention affecting maternal, Neonatal, Child & Adolescent Health in the state of Assam.

Under the National Family Planning Program, the temporary methods of family Planning includes Pills (Mala-N , Chhaya) Condoms, IUCD, Injectable MPA & Amongst the permanent methods Male Sterilization & Female Sterilization (Laparoscopic Sterilization & Mini laparotomy) .Also, to streamline the supply of all the Family Planning commodities, the Family Planning Logistics Management Information System has been operationalized all over the state of Assam.

Apart from various other Facility based services & Community based awareness programs, the National Family Planning Program also includes Home Distribution of Contraceptives scheme. Under this scheme, the Oral Contraceptives & Condoms are distributed at the door step of the eligible couples, thus making the service easily accessible.

However, I look forward that the districts will continue to work hard to extend the Family Planning Services in-order to reduce the unmet need for family planning thereby reducing the untoward outcomes of unwanted pregnancies, maternal & neonatal morbidity and mortality.

Sd/  
Dr M.S. Lakshmi Priya, IAS  
Mission Director  
National Health Mission, Assam

## Family Planning: - Financial Budget Break-up 2024-25 &amp; 2025-26

FMR Code	Activity	2024-25			2025-26		
		Budget provision	State Allocation (Rs. in lakh)	Dist Allocation (Rs In Lakh)	Budget provision	State Allocation (Rs. in lakh)	Dist Allocation (Rs In Lakh)
RCH 6 42	Sterilization - Female	1553.293	317.616	1235.677	1551.480	234.055	1317.433
RCH 6 43	Sterilization - Male	110.390	0.191	110.199	116.610	1.170	115.440
RCH 6 44	IUCD Insertion (PPIUCD and PAIUCD)	1007.050	86.729	920.321	1014.540	29.808	984.732
RCH 6 45	ANTARA	320.240	15.340	304.901	322.870	15.330	307.541
RCH 6 46	MPV(Mission Parivar Vikas)	1980.744	922.080	1058.664	2015.890	925.120	1090.770
RCH 6 47	Family Planning Indemnity Scheme	20.250	20.250	0.000	21.800	21.800	0.000
RCH 6 48	FPLMIS	38.430	11.300	27.130	32.750	9.382	23.368
RCH 6 49	World Population Day and Vasectomy fortnight	74.995	0.000	74.995	74.995	0.000	74.995
RCH 6 50	Other Family Planning Components	1677.389	374.641	1302.748	1765.730	401.411	1364.319
RCH 6 51	State Specific Initiative and Innovations	0.000	0.000	0.000	0.000	0.000	0.000
HSS 8 184	Biomedical Equipment Management System and AERB	3.750	3.750	0.000	4.000	4.000	0.000
HSS 9 186	Incentives(Allowance, Incentives, staff welfare fund)	279.640	0.680	278.960	299.500	0.680	298.820
	<b>Grand Total (FP total + Other FP Total)</b>	<b>7066.171</b>	<b>1752.576</b>	<b>5313.594</b>	<b>7220.165</b>	<b>1642.756</b>	<b>5577.417</b>

*Junit Kr. Choudhary* - *Dr. Geetanjali*

FMR code/ Sl. No.	Activity/Sub-Activity	Whether it new activity? (Yes/ No)	2024-25			2025-26			
			Budget provision	State Allocation (Rs. in lakh)	Dist Allocation (Rs In Lakh)	Budget provision	State Allocation (Rs. in lakh)	Dist Allocation (Rs In Lakh)	
<b>RCH 6</b>	<b>42</b>	<b>Sterilization - Female</b>	<b>1553.29</b>	<b>317.6156</b>	<b>1235.677</b>	<b>1551.480</b>	<b>234.055</b>	<b>1317.433</b>	
	42.1	Female sterilization fixed day services	Ongoing	110.400	1.65000	108.750	116.25	1.195	115.050
	42.2	Compensation for female sterilization	Ongoing	1056.030		1056.030	1134.09		1134.090
	42.3	Drop back scheme for sterilization clients	Ongoing	65.803		65.803	68.290		68.293
	42.4	Laparoscopic sterilization training for doctors (teams of doctor, SN and OT assistant)	Ongoing	5.210	0.11560	5.09	5.210	5.210	0.000
	42.5	Refresher training on laparoscopic sterilization	Ongoing	0.000		0.000	0.870	0.870	0.000
	42.6	Minilap training for medical officers	Ongoing	0.000		0.000	1.420	1.420	0.000
	42.7	Reference manual for Female Sterilization	Ongoing	0.470	0.47000	0.000	0.470	0.470	0.000
	42.8	Standard and Quality assurance for sterilization services	Ongoing	0.340	0.34000	0.000	0.340	0.340	0.000
	42.9	Sterilization essential documents (Consent form, Medical record checklist, Sterilization certificate, post operative discharge card)	Ongoing	8.210	8.21000	0.000	8.210	8.210	0.000
	42.10	Sterilization Register	Ongoing	0.180	0.18000	0.000	0.180	0.180	0.000
	42.11	LS Machine	Ongoing	306.650	306.65000	0.000	214.660	214.660	0.000
	42.12	Minilap Kit	Ongoing	0.000	0.00000	0.000	1.500	1.500	0.000
<b>RCH 6</b>	<b>43</b>	<b>Sterilization - Male</b>		<b>110.390</b>	<b>0.1910</b>	<b>110.20</b>	<b>116.610</b>	<b>1.17</b>	<b>115.44</b>
	43.1	Male Sterilization fixed day services	Ongoing	14.240		14.240	14.240		14.240
	43.2	Compensation for male sterilization/NSV	Ongoing	95.360		95.360	101.200		101.200
	43.3	Training of medical officers on NSV	Ongoing	0.690	0.09100	0.599	0.690	0.690	0.000
	43.4	NSV kits	Ongoing			0.000	0.380	0.380	0.000
	43.5	Reference manual for Male Sterilization	Ongoing	0.100	0.10000	0.000	0.100	0.100	0.000
<b>RCH 6</b>	<b>44</b>	<b>IUCD Insertion (PPIUCD and PAIUCD)</b>		<b>1007.050</b>	<b>86.72935</b>	<b>920.32065</b>	<b>1014.540</b>	<b>29.808</b>	<b>984.73173</b>
	44.1	IUCD fixed day services	Ongoing	22.600		22.600	26.900		26.900

*Dr. K. Choudhury* — *Dr. Geelanjati*

FMR code/ Sl. No.		Activity/Sub-Activity	Whether it is a new activity? (Yes/ No)	2024-25			2025-26		
				Budget provision	State Allocation (Rs. in lakh)	Dist Allocation (Rs In Lakh)	Budget provision	State Allocation (Rs. in lakh)	Dist Allocation (Rs In Lakh)
	44.2	Compensation for IUCD insertion at health facilities (including fixed day services at SHC and PHC)	Ongoing	14.340	0.00435	14.336	14.890	0.003	14.887
	44.3	PPIUCD services: Compensation to beneficiary for PPIUCD insertion	Ongoing	498.720		498.720	523.650		523.650
	44.4	PAIUCD Services: Compensation to beneficiary per PAIUCD insertion	Ongoing	59.210		59.210	73.980		73.980
	44.5	ASHA PPIUCD incentive for accompanying the client for PPIUCD insertion (@ Rs. 150/ASHA/insertion)	Ongoing	249.360		249.360	261.83		261.830
	44.6	ASHA PAIUCD incentive for accompanying the client for PAIUCD insertion (@ Rs. 150/ASHA/insertion)	Ongoing	29.600		29.600	36.990		36.990
	44.7	PPIUCD forceps	Ongoing	16.560	16.56000	0.000			0.000
	44.8	TOT (IUCD insertion training)	Ongoing	1.860	1.86000	0.000	1.86	1.860	0.000
	44.9	Training of Medical officers (IUCD insertion training)	Ongoing	26.520	9.77500	16.745	26.520	9.775	16.745
	44.10	Training of Nurses (Staff Nurse/LHV/ANM CHO ) (IUCD insertion training)	Ongoing	38.420	8.67000	29.750	38	8.670	29.750
	44.11	Reference manual for IUCD services	Ongoing	0.660	0.66000	0.000	0.660	0.660	0.000
	44.12	IUCD Cards	Ongoing	6.080	6.08000	0.000	6.080	6.080	0.000
	44.13	IUCD Kit	Ongoing	40.370	40.37000	0.000	0	0.000	0.000
	44.14	IUCD Register (service delivery and follow up register)	Ongoing	2.750	2.75000	0.000	2.760	2.760	0.000
<b>RCH 6</b>	<b>45</b>	<b>ANTARA</b>		<b>320.24</b>	<b>15.33950</b>	<b>304.901</b>	<b>322.87</b>	<b>15.330</b>	<b>307.541</b>
	45.1	Injectable contraceptive incentive for beneficiaries	Ongoing	143.080	0.00000	143.080	144.400		144.400
	45.2	ASHA incentive for accompanying the client for Injectable MPA (Antara Prog)	Ongoing	143.080	0.00000	143.080	144.400		144.400

Just K. Choudhury - Dr. Geedamjit

FMR code/ Sl. No.	Activity/Sub-Activity	Whether it is a new activity? (Yes/No)	2024-25			2025-26		
			Budget provision	State Allocation (Rs. in lakh)	Dist Allocation (Rs In Lakh)	Budget provision	State Allocation (Rs. in lakh)	Dist Allocation (Rs In Lakh)
	administration ( @Rs 100/dose/beneficiary)-							
45.3	TOT (Injectable Contraceptive Trainings)	Ongoing	0.710	0.71000	0.000	0.710	0.710	0.000
45.4	Training of Medical officers (Injectable Contraceptive Trainings)	Ongoing	8.990	2.57050	6.4195	8.990	2.5705	6.4195
45.5	Training of Nurses (ANM/GNM/CHO) (Injectable Contraceptive Trainings)	Ongoing	17.030	4.70900	12.321	17.020	4.699	12.321
45.6	Reference manual for Injectable MPA services	Ongoing	1.200	1.20000	0.000	1.200	1.200	0.000
45.7	MPA Cards	Ongoing	3.880	3.88000	0.000	3.880	3.880	0.000
45.8	MPA register	Ongoing	2.270	2.27000	0.000	2.270	2.270	0.000
<b>RCH 6</b>	<b>46</b>	<b>MPV(Mission Parivar Vikas)</b>	<b>1980.744</b>	<b>922.08000</b>	<b>1058.664</b>	<b>2015.890</b>	<b>925.120</b>	<b>1090.770</b>
	46.1	ASHA Incentives under Saas Bahu Sammellan	41.952	0.00000	41.952	44.050	0.000	44.050
	46.2	ASHA Incentives under Nayi Pehl Kit	177.860	0.00000	177.860	179.540	0.000	179.540
	46.3	ASHA incentive for updation of EC survey before each MPV campaign	156.220	0.00000	156.220	156.220	0.000	156.220
	46.4	Saas Bahu Sammelans	566.352	0.00000	566.352	594.680	0.000	594.680
	46.5	Saarthi Vans	116.280	0.00000	116.280	116.280	0.000	116.280
		IEC Van	268.970	268.97000	0.000	268.970	268.970	0.000
	46.6	Nayi Pehl Kit	622.510	622.51000	0.000	628.390	628.390	0.000
	46.7	Printing for Mission Parivar Vikas Campaign	30.600	30.60000	0.000	27.760	27.760	0.000
<b>RCH 6</b>	<b>47</b>	<b>Family Planning Indemnity Scheme</b>	<b>20.250</b>	<b>20.25000</b>	<b>0.000</b>	<b>21.800</b>	<b>21.800</b>	<b>0.000</b>
	47.1	Family Planning Indemnity Scheme	20.250	20.25000	0.000	21.800	21.800	0.000
<b>RCH 6</b>	<b>48</b>	<b>FPLMIS</b>	<b>38.430</b>	<b>11.30000</b>	<b>27.130</b>	<b>32.750</b>	<b>9.382</b>	<b>23.368</b>
	48.1	FP-LMIS training (ASHA Supervisor)	10.030		10.030	10.030		10.030
	48.2	FP-LMIS training (CHO)	28.400	11.30000	17.100	22.720	9.382	13.338

*Junit Kr. Choudhury* - *Dr. Gueshankari*

FMR code/ Sl. No.		Activity/Sub-Activity	Whether it is a new activity? (Yes/ No)	2024-25			2025-26		
				Budget provision	State Allocation (Rs. in lakh)	Dist Allocation (Rs In Lakh)	Budget provision	State Allocation (Rs. in lakh)	Dist Allocation (Rs In Lakh)
RCH 6	49	<b>World Population Day and Vasectomy fortnight</b>		74.995	0.00000	74.995	74.995	0.000	74.995
	49.1	PM activities for World Population Day' celebration (Only mobility cost): funds earmarked for district level activities	Ongoing	3.300		3.300	3.300		3.300
	49.2	PM activities for Vasectomy Fortnight celebration (Only mobility cost): funds earmarked for district level activities	Ongoing	2.475		2.475	2.475		2.475
	49.3	PM activities for World Population Day' celebration (Only mobility cost): funds earmarked for block level activities	Ongoing	4.950		4.950	4.950		4.950
	49.4	PM activities for Vasectomy Fortnight celebration (Only mobility cost): funds earmarked for block level activities	Ongoing	4.950		4.950	4.950		4.950
	49.5	IEC & promotional activities for World Population Day celebration	Ongoing	30.240		30.240	30.240		30.240
	49.6	IEC & promotional activities for Vasectomy Fortnight celebration	Ongoing	29.080		29.080	29.080		29.080
RCH 6	50	<b>Other Family Planning Components</b>		1677.389	374.64100	1302.748	1776.100	411.781	1364.319
	50.1	Other activities (demand generation, strengthening service delivery etc.) (State may budget for Installation of <b>condom boxes</b> )	Ongoing	7.45000		7.450	7.45		7.450
	50.2	POL for Family Planning/ Others (including additional mobility support to surgeon's team if req)	Ongoing	27.93000	3.81000	24.120	27.93	4.210	23.720
	50.3	ASHA incentive under ESB scheme for	Ongoing	787.80000		787.800	872.0800		872.080

Dr. K. Choudhury - Dr. G. Choudhury

FMR code/ Sl. No.	Activity/Sub-Activity	Whether it is a new activity? (Yes/ No)	2024-25			2025-26		
			Budget provision	State Allocation (Rs. in lakh)	Dist Allocation (Rs In Lakh)	Budget provision	State Allocation (Rs. in lakh)	Dist Allocation (Rs In Lakh)
	promoting spacing of births							
50.4	ASHA Incentive under ESB scheme for promoting adoption of limiting method up to two children	Ongoing	345.82000		345.820	371.0300		371.030
50.5	Any other Drugs & Supplies (Please specify)				0.000			0.000
50.6	Training for Post abortion Family Planning	Ongoing	7.04000	1.43000	5.610	7.0400	1.430	5.610
50.7	Other Family Planning trainings (please specify) MPV Training				0.000			0.000
50.8	Integrated manual on RMNCAH+N Counselling				0.000			0.000
50.9	MEC Wheel	Ongoing	0.00000		0.000	1.5000	1.500	0.000
50.10	Contraceptive distribution register	Ongoing	5.96700	5.96700	0.000	5.9670	5.967	0.000
50.11	FP QAC meetings (Minimum frequency of QAC meetings as per Supreme court mandate: State level - Biannual meeting; District level - Quarterly)	Ongoing	7.80000	4.40000	3.400	15.6000	12.200	3.400
50.12	FP Review meetings	Ongoing	1.81600	1.81600	0.000	4.3860	4.386	0.000
50.13	Refresher Training of RMNCH+A for Counsellors	Ongoing	0.00000		0.000	1.8160	1.816	0.000
	RMNCAH counselling Training of Frontline workers MPW / SW / ANM	Ongoing	43.58000	5.17200	38.408	0.0000		0.000
50.14	Media Mix of Mid Media/ Mass Media	Ongoing	317.28000	317.28000	0.000	351.0100	351.010	0.000
50.15	Hydraulic OT Table for Sterilization	Ongoing	0.00000		0.000			0.000
50.16	RMNCAH cum Family Planning Training of CHO	Ongoing	19.45000	5.08500	14.365	19.4500	5.085	14.365
50.17	Self-Care Kit	New	15.09000		15.090	15.0900		15.090
50.18	Re -- orientation of ASHA on FP & modern contraceptive	New	54.06000	20.22000	33.840	54.0600	20.220	33.840
50.19	Register (Implants)	New	0.03000	0.03000	0.000	0.02		0.000

*Just K. G. S. - Dr. G. S. S.*



FMR code/ Sl. No.	Activity/Sub-Activity	Whether it is new activity? (Yes/ No)	2024-25			2025-26		
			Budget provision	State Allocation (Rs. in lakh)	Dist Allocation (Rs In Lakh)	Budget provision	State Allocation (Rs. in lakh)	Dist Allocation (Rs In Lakh)
50.20	Card / Poster / Leaflet (Implant)	New	0.77000	0.77000	0.000	0.0	0.770	0.000
50.21	CHO Book let on Family Planning	New	4.19000	4.19000	0.000	2.8670	2.867	0.000
50.22	ANTARA Subcutaneous Orientation Training - District Level ASHA	New	5.40000		5.400	3.3800		3.380
50.23	Subdermal Implant-Service Provider Training - State level	New	1.20000	1.20000	0.000			0.000
50.24	Subdermal Implant-District level Orientation Training for Program officials	New	2.22000	0.72000	1.500	0.0000		0.000
50.25	Subdermal Implant-Orientation Training - District Level MO	New	1.46000	0.15500	1.305			0.000
50.26	Subdermal Implant-Orientation Training - District Level ASHA	New	13.52600	0.00600	13.520	11.1540		11.154
50.27	Subdermal Implant-Orientation Training - District Level CHO ANM	New	6.83000	1.71000	5.120	4.2700	1.070	3.200
50.28	Subdermal Implant-Master TOT - 1 batch (at state level)	New	0.68000	0.68000	0.000	0.0000		0.000
RCH 6	51	State Specific Initiative and Innovations	0.000			0.000		
		<b>FP Total</b>	6782.781	1748	5035	6927.04	1648.4	5279
HSS 8	184	Biomedical Equipment Management System and AERB	3.750	3.75000	0.000	4.000	4.000	0.000
		Repairs of Laparoscopes	3.750	3.75000	0.000	4.000	4.000	0.000
HSS 9	186	Incentives(Allowance, Incentives, staff welfare fund)	279.640	0.68000	278.960	299.500	0.680	298.820
	186.1	Performance reward for FP Service provider	0.680	0.68000	0.000	0.680	0.680	0.000
	186.2	Incentive to provider for PPIUCD insertion- For Rural	249.360		249.360	261.830		261.830
	186.3	Incentive to provider for PAIUCD insertion- For Rural	29.600		29.600	36.990		36.990
<b>Other FP Total</b>			283	4.43000	278.960	304	4.680	298.820
<b>Grand Total (FP total + Other FP Total)</b>			7066.17	1752.58	5313.59	7230.54	1653.12	5577.42

*Jyoti K. Choudhury - Dr. Geetanjali*

**Female Sterilization (RCH 6 SL. NO 42)****The following sub activities are included:****Name of the Activity:** - FDS Female Sterilization**FMR Code RCH.6 SL. No:** 42.1**Owner of the Activities-**At State HQ: **Consultant FP/Consultant-FPLMIS/PE**

At District: DPM, DFPC, DCM

At Block: BPM, BCM

**About the Activity**



- ❖ In this type of service delivery, the sterilization camps are organized in the facilities where a team of doctor & paramedical staff is deputed (usually from higher facilities) and where sterilization services are not provided routinely.
- ❖ All Camps should be organized in established medical health facilities.
- ❖ The LS Surgeon should be empaneled as per Hon'ble Supreme Court Directives.
- ❖ With a team of 1 doctor, the no. of beneficiaries should not be more than 30.
- ❖ All standard infection control measures should be maintained at the camp site
- ❖ The joint DHS/Addl CM& HO should supervise the camps.
- ❖ The Consent form/Medical record checklist/Sterilization Certificate/ Post op Discharge Certificate should be filled up & all necessary documentation should be maintained

**Break up of FDS Fund: Female sterilization: -**

Sl. No.	Heads	Camp Management for Female Sterilization Camps (in Rs.)
1	Transportation for service provider team	3,000.00
2	DA of service provider as per State Govt. norms	1,000.00
3	Transportation / POL for acceptors	4,500.00
4	Lunch / Snacks for the team of Health care	3,000.00
5	Sterilized dressing, Gloves, medicine, oxygen Cylinder	1,800.00
6	Camp arrangement, IEC and contingency	1,700.00
<b>Total for One Camp</b>		<b>15,000.00</b>

**District wise Budget Break-up 2024-2025 & 2025-2026**

Sl No.	Districts	No. of FDS Camps	Budget (in lakhs) @15000 per FDS Camp	No. of FDS Camps	Budget (in lakhs) @15000
		2024-2025		2025-2026	
1	Baksa	22	3.3	23	3.45
2	Barpeta	35	5.25	37	5.55
3	Biswanath	26	3.9	28	4.2
4	Bongaigaon	17	2.55	17	2.55
5	Cachar	38	5.7	40	6

Sl No.	Districts	No. of FDS Camps	Budget (in lakhs) @15000 per FDS Camp	No. of FDS Camps	Budget (in lakhs) @15000
		2024-2025		2025-2026	
6	Charaideo	13	1.95	14	2.1
7	Chirang	12	1.8	12	1.8
8	Darrang	27	4.05	29	4.35
9	Dhemaji	25	3.75	26	3.9
10	Dhubri	29	4.35	31	4.65
11	Dibrugarh	33	4.95	34	5.1
12	Dima Hasao	5	0.75	5	0.75
13	Goalpara	23	3.45	24	3.6
14	Golaghat	24	3.6	26	3.9
15	Hailakandi	16	2.4	17	2.55
16	Hojai	16	2.4	17	2.55
17	Jorhat	30	4.5	34	5.10
18	Kamrup	40	6	42	6.3
19	Kamrup Metro	15	2.25	16	2.4
20	Karbi Anglong	16	2.4	17	2.55
21	Karimganj	25	3.75	27	4.05
22	Kokrajhar	20	3	21	3.15
23	Lakhimpur	25	3.75	26	3.9
24	Majuli	5	0.75	5	0.75
25	Marigaon	22	3.3	23	3.45
26	Nagaon	38	5.7	40	6
27	Nalbari	18	2.7	19	2.85
28	Sivasagar	18	2.7	19	2.85
29	Sonitpur	26	3.9	28	4.2
30	South Salmara	10	1.5	10	1.5
31	Tinsukia	34	5.1	36	5.4
32	Udalguri	18	2.7	19	2.85
33	West Karbi Anglong	4	0.6	4	0.6
<b>Total</b>		<b>722</b>	<b>108.3</b>	<b>763</b>	<b>114.45</b>

### Fixed Day Static Sterilization

- ✓ **“Fixed Day Static”** approach in Sterilization Services is defined as **“providing sterilization services in a health facility by trained providers posted in the same facility, on fixed days, throughout the year on a regular and routine manner”**.
- ✓ Medical college, DH, FRU, SDCH, CHC, Model Hospitals with functional OT and empaneled provider will function as static sterilization sites throughout the year.
- ✓ No charge should be claimed for different investigations / tests to be done by the acceptors of sterilization as pre-operative investigations and charges can be reimbursed under JSSK as per norms.
- ✓ No organizational money for sterilization will be provided in Fixed Day Static services in all Medical College/District Hospital/ SDCH/CHC/FRU/BPHCs for fixed day static Sterilization.

*Dr. Geetanjali*

- ✓ If medicine or surgical materials required (if not available in the institution), the same may be purchased from RKS/HMC fund and can be reimbursed under JSSK as per norms.

**Name of the Activity:** - Compensation for female sterilization

FMR Code RCH 6. Sl. No: 42.2

**Owner of the Activities-**

- ✓ At State HQ: **Consultant FP/Consultant FP-LMIS/PE**  
 ✓ At District: DPM, DFPC, DCM,  
 ✓ At Block: BPM, BCM,

Compensation per Female sterilization		
(Laparoscopic Sterilization/Mini lap/PAS)		Post-Partum Sterilization
Head	Amount in (Rs)	Amount in (Rs)
Acceptor	2000	3000
Motivator/ASHA	300	400
Drugs and dressings	100	100
Surgeon's Compensation	200	325
Anesthetist/Assisting MO (If any)	50	75
Staff Nurse/ANM	40	50
OT Technician/helper	40	50
Clerks/documentation	30	0
Refreshment	20	0
Miscellaneous	20	0
<b>Total</b>	<b>2800</b>	<b>4000</b>

Dr. G. K. Choudhury - Dr. G. K. Choudhury

Sno	District	ELA & Budget Break-up 2024-25									Total female Sterilizations (2024-25)	Total budget (in Lakhs) 2024-25	85% of the budget 2024-25
		ELA PPS	Total Budget (in lakhs)	85 % of Budget (in lakhs)	ELA LS	Total Budget (in lakhs)	85% of Budget (in lakhs)	ELA Minilap	Total Budget (in lakhs)	85 % of Budget (in lakhs)			
1	Baksa	51	2.04	1.73	685	19.18	16.30	20	0.56	0.48	756	21.78	18.51
2	Barpeta	1600	64	54.40	1085	30.38	25.82	50	1.4	1.19	2735	95.78	81.41
3	Biswanath	90	3.6	3.06	845	23.66	20.11	20	0.56	0.48	955	27.82	23.65
4	Bongaigaon	402	16.08	13.67	450	12.6	10.71	80	2.24	1.90	932	30.92	26.28
5	Cachar	1089	43.56	37.03	1200	33.6	28.56	45	1.26	1.07	2334	78.42	66.66
6	Charaideo	24	0.96	0.82	415	11.62	9.88	20	0.56	0.48	459	13.14	11.17
7	Chirang	211	8.44	7.17	350	9.8	8.33	10	0.28	0.24	571	18.52	15.74
8	Darrang	411	16.44	13.97	870	24.36	20.71	15	0.42	0.36	1296	41.22	35.04
9	Dhemaji	530	21.2	18.02	790	22.12	18.80	15	0.42	0.36	1335	43.74	37.18
10	Dhubri	270	10.8	9.18	940	26.32	22.37	20	0.56	0.48	1230	37.68	32.03
11	Dibrugarh	873	34.92	29.68	990	27.72	23.56	35	0.98	0.83	1898	63.62	54.08
12	Dima Hasao	107	4.28	3.64	100	2.8	2.38	50	1.4	1.19	257	8.48	7.21
13	Goalpara	781	31.24	26.55	730	20.44	17.37	25	0.7	0.60	1536	52.38	44.52
14	Golaghat	357	14.28	12.14	770	21.56	18.33	20	0.56	0.48	1147	36.4	30.94
15	Hailakandi	356	14.24	12.10	500	14	11.90	15	0.42	0.36	871	28.66	24.36
16	Hojai	67	2.68	2.28	500	14	11.90	15	0.42	0.36	582	17.1	14.54
17	Jorhat	905	36.2	30.77	920	25.76	21.90	60	1.68	1.43	1885	63.64	54.09
18	Kamrup	640	25.6	21.76	1250	35	29.75	60	1.68	1.43	1950	62.28	52.94
19	Kamrup Metro	1722	68.88	58.55	400	11.2	9.52	85	2.38	2.02	2207	82.46	70.09
20	Karbi Anglong	279	11.16	9.49	400	11.2	9.52	120	3.36	2.86	799	25.72	21.86
21	Karimganj	131	5.24	4.45	810	22.68	19.28	30	0.84	0.71	971	28.76	24.45
22	Kokrajhar	466	18.64	15.84	640	17.92	15.23	15	0.42	0.36	1121	36.98	31.43
23	Lakhimpur	497	19.88	16.90	750	21	17.85	25	0.7	0.60	1272	41.58	35.34
24	Majuli	43	1.72	1.46	120	3.36	2.86	10	0.28	0.24	173	5.36	4.56
25	Marigaon	326	13.04	11.08	690	19.32	16.42	30	0.84	0.71	1046	33.2	28.22
26	Nagaon	559	22.36	19.01	1200	33.6	28.56	55	1.54	1.31	1814	57.5	48.88
27	Nalbari	251	10.04	8.53	550	15.4	13.09	25	0.7	0.60	826	26.14	22.22
28	Sivasagar	206	8.24	7.00	580	16.24	13.80	25	0.7	0.60	811	25.18	21.40

*Sumit K. Choudhury - Dr. Gueshrajali*

Sno	District	ELA & Budget Break-up 2024-25									Total female Sterilizations (2024-25)	Total budget (in Lakhs) 2024-25	85% of the budget 2024-25
		ELA PPS	Total Budget (in lakhs)	85 % of Budget (in lakhs)	ELA LS	Total Budget (in lakhs)	85% of Budget (in lakhs)	ELA Minilap	Total Budget (in lakhs)	85 % of Budget (in lakhs)			
29	Sonitpur	849	33.96	28.87	800	22.4	19.04	45	1.26	1.07	1694	57.62	48.98
30	South Salmara	16	0.64	0.54	300	8.4	7.14	10	0.28	0.24	326	9.32	7.92
31	Tinsukia	467	18.68	15.88	1070	29.96	25.47	50	1.4	1.19	1587	50.04	42.53
32	Udalguri	24	0.96	0.82	550	15.4	13.09	15	0.42	0.36	589	16.78	14.26
33	West Karbi Anglong	9	0.36	0.31	110	3.08	2.62	25	0.7	0.60	144	4.14	3.52
<b>Total</b>		<b>14609</b>	<b>584.36</b>	<b>496.71</b>	<b>22360</b>	<b>626.08</b>	<b>532.17</b>	<b>1140</b>	<b>31.92</b>	<b>27.13</b>	<b>38109</b>	<b>1242.36</b>	<b>1056.01</b>

Dr. K. K. Choudhury — Dr. G. Choudhury

District	ELA & Budget Break-up 2025-26									Total female Sterilizations (2025-26)	Total budget (in Lakhs) 2025-26	85% of the budget 2025-26
	ELA PPS	Total Budget (in lakhs)	85 % of Budget (in lakhs)	ELA LS	Total Budget (in lakhs)	85 % of Budget (in lakhs)	ELA Minilap	Total Budget (in lakhs)	85 % of Budget (in lakhs)			
Baksa	54	2.16	1.84	747	20.92	17.78	20	0.56	0.48	821	23.64	20.09
Barpeta	1680	67.2	57.12	1180	33.04	28.08	50	1.4	1.19	2910	101.64	86.39
Biswanath	95	3.8	3.23	922	25.82	21.94	20	0.56	0.48	1037	30.18	25.65
Bongaigaon	422	16.88	14.35	490	13.72	11.66	80	2.24	1.90	992	32.84	27.91
Cachar	1144	45.76	38.90	1320	36.96	31.42	45	1.26	1.07	2509	83.98	71.38
Charaideo	25	1	0.85	453	12.68	10.78	20	0.56	0.48	498	14.24	12.11
Chirang	222	8.88	7.55	382	10.70	9.09	10	0.28	0.24	614	19.86	16.88
Darrang	432	17.28	14.69	949	26.57	22.59	15	0.42	0.36	1396	44.27	37.63
Dhemaji	557	22.28	18.94	842	23.58	20.04	15	0.42	0.36	1414	46.28	39.33
Dhubri	283	11.32	9.62	1026	28.73	24.42	20	0.56	0.48	1329	40.61	34.52
Dibrugarh	916	36.64	31.14	1150	32.20	27.37	35	0.98	0.83	2101	69.82	59.35
Dima Hasao	113	4.52	3.84	110	3.08	2.62	50	1.4	1.19	273	9.00	7.65
Goalpara	820	32.8	27.88	796	22.29	18.94	25	0.7	0.60	1641	55.79	47.42
Golaghat	375	15	12.75	840	23.52	19.99	20	0.56	0.48	1235	39.08	33.22
Hailakandi	373	14.92	12.68	546	15.29	12.99	15	0.42	0.36	934	30.63	26.03
Hojai	70	2.8	2.38	546	15.29	12.99	15	0.42	0.36	631	18.51	15.73
Jorhat	950	38	32.30	1080	30.24	25.70	60	1.68	1.43	2090	69.92	59.43
Kamrup	672	26.88	22.85	1360	38.08	32.37	60	1.68	1.43	2092	66.64	56.64
Kamrup Metro	1808	72.32	61.47	440	12.32	10.47	85	2.38	2.02	2333	87.02	73.97
Karbi Anglong	292	11.68	9.93	436	12.21	10.38	120	3.36	2.86	848	27.25	23.16
Karimganj	138	5.52	4.69	884	24.75	21.04	30	0.84	0.71	1052	31.11	26.45
Kokrajhar	490	19.6	16.66	698	19.54	16.61	15	0.42	0.36	1203	39.56	33.63
Lakhimpur	522	20.88	17.75	818	22.90	19.47	25	0.7	0.60	1365	44.48	37.81
Majuli	45	1.8	1.53	132	3.70	3.14	10	0.28	0.24	187	5.78	4.91
Marigaon	342	13.68	11.63	757	21.20	18.02	30	0.84	0.71	1129	35.72	30.36
Nagaon	586	23.44	19.92	1290	36.12	30.70	55	1.54	1.31	1931	61.10	51.94
Nalbari	264	10.56	8.98	600	16.80	14.28	25	0.7	0.60	889	28.06	23.85
Sivasagar	216	8.64	7.34	632	17.70	15.04	25	0.7	0.60	873	27.04	22.98
Sonitpur	891	35.64	30.29	963	26.96	22.92	45	1.26	1.07	1899	63.86	54.28

*Junit K. Choudhury - Dr. Gostomyaji*

District	ELA & Budget Break-up 2025-26									Total female Sterilizations (2025-26)	Total budget (in Lakhs) 2025-26	85% of the budget 2025-26
	ELA PPS	Total Budget (in lakhs)	85 % of Budget (in lakhs)	ELA LS	Total Budget (in lakhs)	85 % of Budget (in lakhs)	ELA Minilap	Total Budget (in lakhs)	85 % of Budget (in lakhs)			
South Salmara Mancachar	18	0.72	0.61	327	9.16	7.78	10	0.28	0.24	355	10.16	8.63
Tinsukia	490	19.6	16.66	1160	32.48	27.61	50	1.4	1.19	1700	53.48	45.46
Udalguri	25	1	0.85	600	16.80	14.28	15	0.42	0.36	640	18.22	15.49
West Karbi Anglong	10	0.4	0.34	120	3.36	2.86	25	0.7	0.60	155	4.46	3.79
<b>Total</b>	<b>15340</b>	<b>613.6</b>	<b>521.56</b>	<b>24596</b>	<b>688.69</b>	<b>585.38</b>	<b>1140</b>	<b>31.92</b>	<b>27.13</b>	<b>41076</b>	<b>1334.21</b>	<b>1134.08</b>

Name of the Activity: Drop back scheme for sterilization clients

FMR Code: RCH 6. Sl. no. 42.3

Owner of the Activities-

- ✓ At State HQ: Consultant FP / PE (Referral. Service)
- ✓ At District: DPM, DFPC
- ✓ At Block: BPM, BCM

About this activity:

- ❖ The transportation of beneficiaries from home to health facility for sterilization & back at home after sterilization is generally done by Ambulances.
- ❖ For those beneficiaries who belong to far flung areas where the ambulances cannot reach the door step 250 Rs is to be given to the beneficiaries for travelling the extra distance.
- ❖ The drop back to be utilized for the transportation of sterilization clients from home to health facility & back to home even during static fixed day services.
- ❖ The payment to be made to the beneficiaries by DBT.

*Dr. K. K. Choudhury - Dr. Geetanjali*



**District-wise Breakup for F.Y 2024- 2025 & 2025-2026**

Sno	District	2024-25			2025-26		
		ELA for Drop Back	Budget in Rs	Budget (in Lakhs)	ELA for Drop Back	Budget in Rs	Budget (in Lakhs)
1	Baksa	522	130500	1.305	546	136500	1.37
2	Barpeta	1889	472250	4.7225	1935	483750	4.84
3	Biswanath	660	165000	1.65	690	172500	1.73
4	Bongaigaon	644	161000	1.61	660	165000	1.65
5	Cachar	1612	403000	4.03	1668	417000	4.17
6	Charaideo	317	79250	0.7925	331	82750	0.83
7	Chirang	394	98500	0.985	408	102000	1.02
8	Darrang	895	223750	2.2375	928	232000	2.32
9	Dhemaji	922	230500	2.305	940	235000	2.35
10	Dhubri	850	212500	2.125	884	221000	2.21
11	Dibrugarh	1312	328000	3.28	1397	349250	3.49
12	Dima Hasao	178	44500	0.445	182	45500	0.46
13	Goalpara	1062	265500	2.655	1091	272750	2.73
14	Golaghat	792	198000	1.98	821	205250	2.05
15	Hailakandi	602	150500	1.505	621	155250	1.55
16	Hojai	402	100500	1.005	420	105000	1.05
17	Jorhat	1302	325500	3.255	1390	347500	3.48
18	Kamrup	1347	336750	3.3675	1391	347750	3.48
19	Kamrup Metro	1524	381000	3.81	1551	387750	3.88
20	Karbi Anglong	552	138000	1.38	564	141000	1.41
21	Karimganj	671	167750	1.6775	700	175000	1.75
22	Kokrajhar	774	193500	1.935	800	200000	2.00
23	Lakhimpur	879	219750	2.1975	908	227000	2.27
24	Majuli	119	29750	0.2975	124	31000	0.31
25	Marigaon	722	180500	1.805	750	187500	1.88
26	Nagaon	1252	313000	3.13	1284	321000	3.21
27	Nalbari	570	142500	1.425	592	148000	1.48
28	Sivasagar	560	140000	1.4	580	145000	1.45

*Dr. K. K. Choudhury - Dr. Geetanjali*

Sno	District	2024-25			2025-26		
		ELA for Drop Back	Budget in Rs	Budget (in Lakhs)	ELA for Drop Back	Budget in Rs	Budget (in Lakhs)
29	Sonitpur	1170	292500	2.925	1264	316000	3.16
30	South Salmara Mancachar	225	56250	0.5625	236	59000	0.59
31	Tinsukia	1096	274000	2.74	1130	282500	2.83
32	Udalguri	406	101500	1.015	428	107000	1.07
33	West Karbi Anglong	99	24750	0.2475	103	25750	0.26
<b>Total</b>		<b>26321</b>	<b>6580250</b>	<b>65.8025</b>	<b>27317</b>	<b>6829250</b>	<b>68.29</b>

### Male Sterilization (RCH 6 SL. No 43)

The following sub activities are included under this activity

Name of the Activity: Male Sterilization Fixed Day Services

FMR Code. RCH 6. Sl. No 43.1

Owner of the Activities-

- At State HQ: Consultant FP/Consultant FPLMIS/PE
- At District: DPM, DFPC, DCM.
- At Block: BPM, BCM

About the Activity:

This activity is included under family planning program in order to increase the male participation.

*Dr. K. Chakrabarty* — *Dr. Geetanjali*

Break up of FDS organizational Budget: male sterilization:

Sl. No.	Heads	Camp Management for NSV Camps (in Rs.)
1	Transportation for service provider team	3,000.00
2	DA of service provider as per State Govt. norms	1,000.00
3	Transportation / POL for acceptors	4,500.00
4	Lunch / Snacks for the team of Health care	3,000.00
5	Sterilized dressing, Gloves, medicine, oxygen Cylinder	2,000.00
6	Camp arrangement, IEC and contingency	2,500.00
<b>Total for One Camp</b>		<b>16,000.00</b>

District wise FDS Budget Breakup for 2024-2025 & 2025-2026

Sno	Districts	NSV					
		FDS mode@30 Beneficiaries per FDS	Fund for FDS @ 16000/- (in Rs) (2024-25)	Total Fund FDS @ (in Lakhs) (2024-25)	FDS mode@30 beneficiaries per FDS	Fund for FDS @ 16000/- (in Rs) (2025-26)	Total FDS @ (in Lakhs) (2025-26)
1	Baksa	1	16000	0.16	1	16000	0.16
2	Barpeta	3	48000	0.48	3	48000	0.48
3	Biswanath	2	32000	0.32	2	32000	0.32
4	Bongaigaon	2	32000	0.32	2	32000	0.32
5	Cachar	6	96000	0.96	6	96000	0.96
6	Charaideo	2	32000	0.32	2	32000	0.32
7	Chirang	2	32000	0.32	2	32000	0.32
8	Darrang	3	48000	0.48	3	48000	0.48
9	Dhemaji	2	32000	0.32	2	32000	0.32
10	Dhubri	2	32000	0.32	2	32000	0.32
11	Dibrugarh	6	96000	0.96	6	96000	0.96
12	Dima Hasao	1	16000	0.16	1	16000	0.16
13	Goalpara	3	48000	0.48	3	48000	0.48
14	Golaghat	2	32000	0.32	2	32000	0.32

Just K. Choudhury - Dr. Geetanjali

Sno	Districts	NSV					
		FDS mode@30 Beneficiaries per FDS	Fund for FDS @ 16000/- (in Rs) (2024-25)	Total Fund FDS @ (in Lakhs) (2024-25)	FDS mode@30 beneficiaries per FDS	Fund for FDS @ 16000/- (in Rs) (2025-26)	Total FDS @ (in Lakhs) (2025-26)
15	Hailakandi	3	48000	0.48	3	48000	0.48
16	Hojai	1	16000	0.16	1	16000	0.16
17	Jorhat	3	48000	0.48	3	48000	0.48
18	Kamrup	2	32000	0.32	2	32000	0.32
19	Kamrup Metro	2	32000	0.32	2	32000	0.32
20	Karbi Anglong	2	32000	0.32	2	32000	0.32
21	Karimganj	2	32000	0.32	2	32000	0.32
22	Kokrajhar	2	32000	0.32	2	32000	0.32
23	Lakhimpur	3	48000	0.48	3	48000	0.48
24	Majuli	1	16000	0.16	1	16000	0.16
25	Marigaon	3	48000	0.48	3	48000	0.48
26	Nagaon	2	32000	0.32	2	32000	0.32
27	Nalbari	3	48000	0.48	3	48000	0.48
28	Sivasagar	3	48000	0.48	3	48000	0.48
29	Sonitpur	4	64000	0.64	4	64000	0.64
30	South Salmara Mancachar	3	48000	0.48	3	48000	0.48
31	Tinsukia	9	144000	1.44	9	144000	1.44
32	Udalguri	2	32000	0.32	2	32000	0.32
33	West Karbi Anglong	2	32000	0.32	2	32000	0.32
<b>Total</b>		<b>89</b>	<b>1424000</b>	<b>14.24</b>	<b>89</b>	<b>1424000</b>	<b>14.24</b>

Dr. K. C. G. S. — Dr. G. S. G. S.

Name of the Activity: Compensation for Male sterilization

FMR Code RCH6. Sl. No 43.2

Owner of the Activities-

- ✓ At State HQ: **Consultant FP/Consultant FPLMIS/PE**
- ✓ At District: DPM, DFPC, DCM,
- ✓ At Block: BPM, BCM.

Compensation per Male sterilization	
Head	Amount (Rs)
Acceptor	3000
Motivator/ASHA	400
Drugs and dressings	50
Surgeon's Compensation	400
Anesthetist/Assisting MO (If any)	0
Staff Nurse/ANM	40
OT Technician/helper	40
Clerks/documentation	30
Refreshment	20
Miscellaneous/Cleaner	20
<b>Total</b>	<b>4000</b>

Sn o	District	NSV					
		2024-25	Compensation NSV@ 4000/-	Budget (in Lakhs)	2025-26	Compensation NSV@ 4000/-	Budget in Lakhs
1	Baksa	30	120000	1.20	30	120000	1.20
2	Barpeta	90	360000	3.60	90	360000	3.60
3	Biswanath	60	240000	2.40	60	240000	2.40
4	Bongaigaon	40	160000	1.60	55	220000	2.20
5	Cachar	160	640000	6.40	160	640000	6.40
6	Charaideo	60	240000	2.40	60	240000	2.40
7	Chirang	50	200000	2.00	55	220000	2.20
8	Darrang	90	360000	3.60	90	360000	3.60
9	Dhemaji	40	160000	1.60	55	220000	2.20
10	Dhubri	60	240000	2.40	60	240000	2.40
11	Dibrugarh	170	680000	6.80	180	720000	7.20
12	Dima Hasao	30	120000	1.20	30	120000	1.20
13	Goalpara	70	280000	2.80	80	320000	3.20
14	Golaghat	60	240000	2.40	60	240000	2.40
15	Hailakandi	90	360000	3.60	90	360000	3.60
16	Hojai	30	120000	1.20	30	120000	1.20
17	Jorhat	70	280000	2.80	85	340000	3.40

*Dr. K. K. Choudhury* *Dr. Geetanjali*

Sn o	District	NSV					
		2024-25	Compensation NSV@ 4000/-	Budget (in Lakhs)	2025-26	Compensation NSV@ 4000/-	Budget in Lakhs
18	Kamrup	60	240000	2.40	60	240000	2.40
19	Kamrup Metro	60	240000	2.40	60	240000	2.40
20	Karbi Anglong	50	200000	2.00	50	200000	2.00
21	Karimganj	40	160000	1.60	55	220000	2.20
22	Kokrajhar	40	160000	1.60	50	200000	2.00
23	Lakhimpur	90	360000	3.60	90	360000	3.60
24	Majuli	30	120000	1.20	30	120000	1.20
25	Marigaon	90	360000	3.60	90	360000	3.60
26	Nagaon	44	176000	1.76	50	200000	2.00
27	Nalbari	90	360000	3.60	90	360000	3.60
28	Sivasagar	70	280000	2.80	75	300000	3.00
29	Sonitpur	100	400000	4.00	120	480000	4.80
30	South Salmara	70	280000	2.80	80	320000	3.20
31	Tinsukia	250	1000000	10.00	260	1040000	10.40
32	Udalguri	50	200000	2.00	50	200000	2.00
33	West Karbi Anglong	50	200000	2.00	50	200000	2.00
	<b>Total</b>	<b>2384</b>	<b>9536000</b>	<b>95.36</b>	<b>2530</b>	<b>10120000</b>	<b>101.20</b>

### **INTRA UTERINE CONTRACEPTIVE DEVICE SERVICES (RCH 6 SL 44 & HSS 9 SL. 186)**

Under National Family Planning Program, two types of IUCDs are available IUCD 375 & IUCD 380 A

On the basis of timing of insertion, IUCD can be inserted-

#### **Post Partum Period:**

- Insertion within 48 hours of delivery.

#### **Post Abortion Period**

- Within 12 days OF MTP OR on 15<sup>th</sup> Day of MMA

#### **Interval IUCD**

- After 6 weeks of delivery or after 12 days of Abortion.
- **Mechanism of Action:** Prevents fertilization as the copper ions decrease sperm motility and functions by altering the uterine and tubal fluid environment, thus preventing sperm from reaching the fallopian tubes and fertilizing the egg.
- The Cu IUCD 380A is effective for 10 years and Cu IUCD 375 is effective for 5 years with continuous use.

*Dr. K. K. Choudhury* — *Dr. G. Choudhury*

Following activities are included related to IUCD

**Name of the Activity: -IUCD Fixed Day Services**

**FMR CODE-RCH.6 Sl. No-44.1**

Owner of the Activity

- ✓ At State HQ: **Consultant FP/Consultant FPLMIS/PE**
- ✓ At District: DPM, DFPC, DCM
- ✓ At Block: BPM, BCM.

About the activity:

- Under this activity, the camps can be organized for Interval IUCD Insertion
- The AAMs with proper infrastructure for IUCD insertion & trained staff can be utilized for organizing camps.
- The organizational budget for an IUCD Camp is Rs 5000

District wise Budget for IUCD FDS 2024-2025 &2025-2026

SL No.	District	2024-25			2025-26		
		No. of fix day Services (30 cases per IUCD FDS)	Budget @ 5000 /-per Fixed Day Service.	Budget in Lakh	No. of fix day Services (30 cases per IUCD FDS)	Budget @ 5000 /-per Fixed Day Service.	Budget in Lakh
1	Baksa	11	55000	0.55	12	60000	0.60
2	Barpeta & Bajali	20	100000	1.00	24	120000	1.20
3	Biswanath	10	50000	0.50	12	60000	0.60
4	Bongaigaon	10	50000	0.50	12	60000	0.60
5	Cachar	25	125000	1.25	25	125000	1.25
6	Charaideo	10	50000	0.50	13	65000	0.65
7	Chirang	10	50000	0.50	15	75000	0.75
8	Darrang	20	100000	1.00	24	120000	1.20
9	Dhemaji	15	75000	0.75	18	90000	0.90
10	Dhubri	36	180000	1.80	40	200000	2.00
11	Dibrugarh	10	50000	0.50	12	60000	0.60
12	Dima Hasao	2	10000	0.10	2	10000	0.10
13	Goalpara	40	200000	2.00	50	250000	2.50
14	Golaghat	10	50000	0.50	13	65000	0.65
15	Hailakandi	30	150000	1.50	38	190000	1.90
16	Hojai	5	25000	0.25	6	30000	0.30
17	Jorhat	5	25000	0.25	6	30000	0.30
18	Kamrup	20	100000	1.00	25	125000	1.25
19	Kamrup Metro	3	15000	0.15	3	15000	0.15

*Just K. Choudhury - Dr. Geetanjali*

SL No.	District	2024-25			2025-26		
		No. of fix day Services (30 cases per IUCD FDS)	Budget @ 5000 /-per Fixed Day Service.	Budget in Lakh	No. of fix day Services (30 cases per IUCD FDS)	Budget @ 5000 /- per Fixed Day Service.	Budget in Lakh
20	Karbi Anglong	14	70000	0.70	17	85000	0.85
21	Karimganj	22	110000	1.10	31	155000	1.55
22	Kokrajhar	10	50000	0.50	12	60000	0.60
23	Lakhimpur	12	60000	0.60	13	65000	0.65
24	Majuli	3	15000	0.15	5	25000	0.25
25	Marigaon	15	75000	0.75	20	100000	1.00
26	Nagaon	15	75000	0.75	18	90000	0.90
27	Nalbari	15	75000	0.75	15	75000	0.75
28	Sivasagar	8	40000	0.40	6	30000	0.30
29	Sonitpur	10	50000	0.50	10	50000	0.50
30	South Salmara	10	50000	0.50	11	55000	0.55
31	Tinsukia	10	50000	0.50	10	50000	0.50
32	Udalguri	8	40000	0.40	10	50000	0.50
33	West Karbi Anglong	8	40000	0.40	10	50000	0.50
<b>Total</b>		<b>452</b>	<b>22,60,000</b>	<b>22.60</b>	<b>538</b>	<b>26,90,000</b>	<b>26.90</b>

Name of the Activity: Compensation to beneficiaries for INTERVAL IUCD Insertion at Health facilities.

FMR Code. RCH 6. Sl. No. 44.2

Owner of the Activity

- ✓ At State HQ: **Consultant FP/Consultant FPLMIS/PE**
- ✓ At District: DPM, DFPC, DCM
- ✓ At Block: BPM, BCM
- ✓

About the activity: As the Compensation to the beneficiary is very negligible ( Rs 20 /- only ) , so the amount can be utilized for providing refreshment to each beneficiary

*Dr. Geetanjali*



District wise Budget breakup for 2024-2025 & 2025-2026

SL No.	District	2024-25			2025-26		
		ELA Interval IUCD	Budget @ 20/- per Beneficiary	Budget in Lakh	ELA Interval IUCD	Budget @ 20/- per Beneficiary	Budget in Lakh
1	Baksa	1604	32080	0.321	1670	33400	0.33
2	Barpeta	3123	62460	0.62	3254	65080	0.65
3	Biswanath	1849	36980	0.370	1405	28100	0.28
4	Bongaigaon	1615	32300	0.32	1683	33660	0.34
5	Cachar	2909	58180	0.58	3030	60600	0.61
6	Charaideo	1684	33680	0.34	1753	35060	0.35
7	Chirang	1907	38140	0.38	1986	39720	0.40
8	Darrang	3119	62380	0.62	3248	64960	0.65
9	Dhemaji	2313	46260	0.46	2408	48160	0.48
10	Dhubri	5896	117920	1.18	6662	133240	1.33
11	Dibrugarh	1529	30580	0.306	1592	31840	0.32
12	Dima Hasao	194	3880	0.04	201	4020	0.04
13	Goalpara	6689	133780	1.34	6820	136400	1.36
14	Golaghat	1673	33460	0.33	1742	34840	0.35
15	Hailakandi	5019	100380	1.00	5230	104600	1.05
16	Hojai	746	14920	0.15	777	15540	0.16
17	Jorhat	745	14900	0.15	775	15500	0.16
18	Kamrup	3786	75720	0.76	3944	78880	0.79
19	Kamrup Metro	390	7800	0.08	406	8120	0.08
20	Karbi Anglong	2172	43440	0.43	2262	45240	0.45
21	Karimganj	4105	82100	0.82	4276	85520	0.86
22	Kokrajhar	1575	31500	0.32	1641	32820	0.33
23	Lakhimpur	1645	32900	0.33	1715	34300	0.34
24	Majuli	510	10200	0.10	530	10600	0.11
25	Marigaon	2707	54140	0.54	2819	56380	0.56
26	Nagaon	2418	48360	0.48	2518	50360	0.50
27	Nalbari	2236	44720	0.45	2330	46600	0.47
28	Sivasagar	880	17600	0.18	846	16920	0.17
29	Sonitpur	1346	26920	0.27	1401	28020	0.28
30	South Salmara	1422	28440	0.28	1481	29620	0.30
31	Tinsukia	1355	27100	0.27	1410	28200	0.28
32	Udalguri	1239	24780	0.25	1290	25800	0.26
33	West Karbi Anglong	1277	25540	0.26	1329	26580	0.27
<b>Total</b>		<b>71677</b>	<b>1433536</b>	<b>14.34</b>	<b>74434</b>	<b>1488680</b>	<b>14.89</b>

Jyoti K. Choudhury - Dr. Geetanjali

Name of the Activity: Compensation to beneficiary for PPIUCD Insertion

FMR Code: RCH 6. SL. No 44.3

Owner of the Activity

- ✓ At State HQ: **Consultant FP/Consultant FPLMIS/PE**
- ✓ At District: DPM, DFPC, DAM
- ✓ At Block: BPM, BCM, BAM

About the Activity:

- ❖ The mode of payment is DBT.
- ❖ The Compensation should be paid to the beneficiary within 1 month of Insertion of PPIUCD

District wise budget Breakup for compensation to the beneficiary along with ELA for PPIUCD 2024-2025 & 2025-2026

Sno	District	2024-25			2025-26		
		ELA PPIUCD	Budget for beneficiaries @300	80% of the budget (in lakhs)	ELA PPIUCD	Budget for beneficiaries @300	80% of the budget (in lakhs)
1	Baksa	2336	7.01	5.61	2453	7.36	5.89
2	Barpeta	14444	43.33	34.67	15166	45.50	36.40
3	Biswanath	3373	10.12	8.10	3542	10.63	8.50
4	Bongaigaon	5131	15.39	12.31	5387	16.16	12.93
5	Cachar	15728	47.18	37.75	16514	49.54	39.63
6	Charaideo	1374	4.12	3.30	1442	4.33	3.46
7	Chirang	2493	7.48	5.98	2618	7.85	6.28
8	Darrang	7636	22.91	18.33	8018	24.05	19.24
9	Dhemaji	5086	15.26	12.21	5340	16.02	12.82
10	Dhubri	10492	31.48	25.18	11017	33.05	26.44
11	Dibrugarh	8701	26.10	20.88	9136	27.41	21.93
12	Dima Hasao	910	2.73	2.18	956	2.87	2.29
13	Goalpara	10085	30.26	24.20	10589	31.77	25.41
14	Golaghat	4643	13.93	11.14	4875	14.63	11.70
15	Hailakandi	5299	15.90	12.72	5564	16.69	13.35
16	Hojai	6429	19.29	15.43	6750	20.25	16.20
17	Jorhat	5727	17.18	13.75	6014	18.04	14.43
18	Kamrup	12696	38.09	30.47	13331	39.99	31.99
19	Kamrup Metro	8198	24.59	19.67	8608	25.82	20.66
20	Karbi Anglong	4070	12.21	9.77	4274	12.82	10.26
21	Karimganj	9588	28.76	23.01	10067	30.20	24.16
22	Kokrajhar	6121	18.36	14.69	6427	19.28	15.43
23	Lakhimpur	6877	20.63	16.50	7221	21.66	17.33
24	Majuli	490	1.47	1.18	515	1.55	1.24
25	Marigaon	5504	16.51	13.21	5779	17.34	13.87
26	Nagaon	14925	44.78	35.82	15672	47.01	37.61

*Dr. K. K. Choudhury - Dr. Geetanjali*

Sno	District	2024-25			2025-26		
		ELA PPIUCD	Budget for beneficiaries @300	80% of the budget (in lakhs)	ELA PPIUCD	Budget for beneficiaries @300	80% of the budget (in lakhs)
27	Nalbari	4459	13.38	10.70	4682	14.05	11.24
28	Sivasagar	2937	8.81	7.05	3084	9.25	7.40
29	Sonitpur	8643	25.93	20.74	9075	27.23	21.78
30	South Salmara	2458	7.37	5.90	2581	7.74	6.19
31	Tinsukia	7373	22.12	17.70	7742	23.23	18.58
32	Udalguri	2337	7.01	5.61	2454	7.36	5.89
33	West Karbi Anglong	1234	3.70	2.96	1296	3.89	3.11
	<b>Total</b>	<b>207799</b>	<b>623.40</b>	<b>498.72</b>	<b>218189</b>	<b>654.57</b>	<b>523.65</b>

Name of the Activity: Incentive to Providers for PPIUCD services

FMR Code: HSS 9 SL. NO: 186.2

Owner of the Activity

- ✓ At State HQ: **Consultant FP/Consultant FPLMIS/PE**
- ✓ At District: DPM, DFPC, DAM
- ✓ At Block: BPM, BCM, BAM

About the Activity:

The incentive to service providers for insertion of PPIUCD should be released on a monthly basis

**District wise Budget Breakup for PPIUCD Incentive to the Service Provider for F.Y 2024-2025 &2025-2026**

Sno	District	2024-25			2025-26		
		ELA PPIUCD	Budget for Service Provider @150 per case	80% of the budget (in lakhs)	ELA PPIUCD	Budget for Service Provider @150	80% of the budget (in lakhs)
1	Baksa	2336	3.50	2.80	2453	3.68	2.94
2	Barpeta	14444	21.67	17.33	15166	22.75	18.20
3	Biswanath	3373	5.06	4.05	3542	5.31	4.25
4	Bongaigaon	5131	7.70	6.16	5387	8.08	6.46
5	Cachar	15728	23.59	18.87	16514	24.77	19.82
6	Charaideo	1374	2.06	1.65	1442	2.16	1.73
7	Chirang	2493	3.74	2.99	2618	3.93	3.14
8	Darrang	7636	11.45	9.16	8018	12.03	9.62
9	Dhemaji	5086	7.63	6.10	5340	8.01	6.41
10	Dhubri	10492	15.74	12.59	11017	16.52	13.22

*Dr. G. K. Choudhury* — *Dr. G. K. Choudhury*

Sno	District	2024-25			2025-26		
		ELA PPIUCD	Budget for Service Provider @150 per case	80% of the budget (in lakhs)	ELA PPIUCD	Budget for Service Provider @150	80% of the budget (in lakhs)
11	Dibrugarh	8701	13.05	10.44	9136	13.70	10.96
12	Dima Hasao	910	1.37	1.09	956	1.43	1.15
13	Goalpara	10085	15.13	12.10	10589	15.88	12.71
14	Golaghat	4643	6.96	5.57	4875	7.31	5.85
15	Hailakandi	5299	7.95	6.36	5564	8.35	6.68
16	Hojai	6429	9.64	7.71	6750	10.13	8.10
17	Jorhat	5727	8.59	6.87	6014	9.02	7.22
18	Kamrup	12696	19.04	15.23	13331	20.00	16.00
19	Kamrup Metro	8198	12.30	9.84	8608	12.91	10.33
20	Karbi Anglong	4070	6.11	4.88	4274	6.41	5.13
21	Karimganj	9588	14.38	11.51	10067	15.10	12.08
22	Kokrajhar	6121	9.18	7.35	6427	9.64	7.71
23	Lakhimpur	6877	10.32	8.25	7221	10.83	8.66
24	Majuli	490	0.74	0.59	515	0.77	0.62
25	Marigaon	5504	8.26	6.60	5779	8.67	6.93
26	Nagaon	14925	22.39	17.91	15672	23.51	18.81
27	Nalbari	4459	6.69	5.35	4682	7.02	5.62
28	Sivasagar	2937	4.41	3.52	3084	4.63	3.70
29	Sonitpur	8643	12.96	10.37	9075	13.61	10.89
30	South Salmara	2458	3.69	2.95	2581	3.87	3.10
31	Tinsukia	7373	11.06	8.85	7742	11.61	9.29
32	Udalguri	2337	3.51	2.80	2454	3.68	2.95
33	West Karbi Anglong	1234	1.85	1.48	1296	1.94	1.56
	<b>Total</b>	<b>207799</b>	<b>311.70</b>	<b>249.36</b>	<b>218189</b>	<b>327.28</b>	<b>261.83</b>

Dr. K. K. Choudhury — Dr. G. Choudhury

Name of the Activity: Incentive to ASHAs for accompanying clients for PPIUCD service.

FMR Code. RCH 6. Sl. No 44.5

Owner of the Activity

- ✓ At State HQ: **Consultant FP/Consultant FPLMIS/PE**
- ✓ At District: DPM, DFPC, DAM
- ✓ At Block: BPM, BCM, BAM

About the Activity: The claims should be released on a monthly basis.

**District wise Budget Breakup for ASHA Incentive for PPIUCD Services for F.Y 2024-2025 & 2025-2026**

Sno	District	2024-25			2025-26		
		ELA PPIUCD	Budget for ASHA Incentive@ 150	80% of the budget (in lakhs)	ELA PPIUCD	Budget for ASHA Incentive @150	80% of the budget (in lakhs)
1	Baksa	2336	3.50	2.80	2453	3.68	2.94
2	Barpeta	14444	21.67	17.33	15166	22.75	18.20
3	Biswanath	3373	5.06	4.05	3542	5.31	4.25
4	Bongaigaon	5131	7.70	6.16	5387	8.08	6.46
5	Cachar	15728	23.59	18.87	16514	24.77	19.82
6	Charaideo	1374	2.06	1.65	1442	2.16	1.73
7	Chirang	2493	3.74	2.99	2618	3.93	3.14
8	Darrang	7636	11.45	9.16	8018	12.03	9.62
9	Dhemaji	5086	7.63	6.10	5340	8.01	6.41
10	Dhubri	10492	15.74	12.59	11017	16.52	13.22
11	Dibrugarh	8701	13.05	10.44	9136	13.70	10.96
12	Dima Hasao	910	1.37	1.09	956	1.43	1.15
13	Goalpara	10085	15.13	12.10	10589	15.88	12.71
14	Golaghat	4643	6.96	5.57	4875	7.31	5.85
15	Hailakandi	5299	7.95	6.36	5564	8.35	6.68
16	Hojai	6429	9.64	7.71	6750	10.13	8.10
17	Jorhat	5727	8.59	6.87	6014	9.02	7.22
18	Kamrup	12696	19.04	15.23	13331	20.00	16.00
19	Kamrup Metro	8198	12.30	9.84	8608	12.91	10.33
20	Karbi Anglong	4070	6.11	4.88	4274	6.41	5.13
21	Karimganj	9588	14.38	11.51	10067	15.10	12.08
22	Kokrajhar	6121	9.18	7.35	6427	9.64	7.71
23	Lakhimpur	6877	10.32	8.25	7221	10.83	8.66
24	Majuli	490	0.74	0.59	515	0.77	0.62
25	Marigaon	5504	8.26	6.60	5779	8.67	6.93
26	Nagaon	14925	22.39	17.91	15672	23.51	18.81
27	Nalbari	4459	6.69	5.35	4682	7.02	5.62
28	Sivasagar	2937	4.41	3.52	3084	4.63	3.70
29	Sonitpur	8643	12.96	10.37	9075	13.61	10.89
30	South Salmara	2458	3.69	2.95	2581	3.87	3.10

*Dr. K. K. Ghosh* — *Dr. Geetanjali*

Sno	District	2024-25			2025-26		
		ELA PPIUCD	Budget for ASHA Incentive@ 150	80% of the budget (in lakhs)	ELA PPIUCD	Budget for ASHA Incentive @150	80% of the budget (in lakhs)
31	Tinsukia	7373	11.06	8.85	7742	11.61	9.29
32	Udalguri	2337	3.51	2.80	2454	3.68	2.95
33	West Karbi Anglong	1234	1.85	1.48	1296	1.94	1.56
	<b>Total</b>	<b>207799</b>	<b>311.70</b>	<b>249.36</b>	<b>218189</b>	<b>327.28</b>	<b>261.83</b>

Name of the Activity: Compensation to the Beneficiary for PAIUCD Services

FMR Code -- RCH 6 Sl. no 44.4

Owner of the Activity

- ✓ At State HQ: **Consultant FP/Consultant FPLMIS/PE**
- ✓ At District: DPM, DFPC, DAM
- ✓ At Block: BPM, BCM, BAM

About the Activity:

- ❖ It should be ensured that the beneficiaries adopting Post Abortion IUCD receive the Compensation within 1 month of Insertion.
- ❖ The Mode of Payment is DBT

**District Wise Budget Breakup for Compensation to the beneficiaries for PAIUCD Services for F.Y 2024-2025 & 2025-2026**

Sl no	District	2024-25			2025-26		
		Total ELA of 2024-25	Beneficiary incentive per Case@ 300/- (2024-25)	In Lakhs (2024-25)	Total ELA of 2024-25	Beneficiary incentive per Case@ 300/- (2024-25)	In Lakhs (Round off) (2024-25)
1	Baksa	519	155700	1.56	648	194400	1.94
2	Barpeta	1073	321900	3.22	1340	402000	4.02
3	Biswanath	234	70200	0.70	292	87600	0.88
4	Bongaigaon	645	193500	1.94	806	241800	2.42
5	Cachar	328	98400	0.98	410	123000	1.23
6	Charaideo	164	49200	0.49	205	61500	0.62
7	Chirang	632	189600	1.90	790	237000	2.37
8	Darrang	1642	492600	4.93	2054	616200	6.16
9	Dhemaji	1511	453300	4.53	1888	566400	5.66
10	Dhubri	1369	410700	4.11	1711	513300	5.13
11	Dibrugarh	546	163800	1.64	683	204900	2.05
12	Dima Hasao	107	32100	0.32	130	39000	0.39

*Dr. K. K. Choudhury* *Dr. G. G. Choudhury*

Sl no	District	2024-25			2025-26		
		Total ELA of 2024-25	Beneficiary incentive per Case@ 300/- (2024-25)	In Lakhs (2024-25)	Total ELA of 2024-25	Beneficiary incentive per Case@ 300/- (2024-25)	In Lakhs (Round off) (2024-25)
13	Goalpara	1667	500100	5.00	2084	625200	6.25
14	Golaghat	300	90000	0.90	375	112500	1.13
15	Hailakandi	453	135900	1.36	566	169800	1.70
16	Hojai	207	62100	0.62	255	76500	0.77
17	Jorhat	149	44700	0.45	187	56100	0.56
18	Kamrup	884	265200	2.65	1105	331500	3.32
19	Kamrup Metro	204	61200	0.61	255	76500	0.77
20	Karbi Anglong	405	121500	1.22	506	151800	1.52
21	Karimganj	220	66000	0.66	275	82500	0.83
22	Kokrajhar	565	169500	1.70	706	211800	2.12
23	Lakhimpur	988	296400	2.96	1235	370500	3.71
24	Majuli	110	33000	0.33	138	41400	0.41
25	Marigaon	868	260400	2.60	1085	325500	3.26
26	Nagaon	1265	379500	3.80	1582	474600	4.75
27	Nalbari	800	240000	2.40	1000	300000	3.00
28	Sivasagar	288	86400	0.86	360	108000	1.08
29	Sonitpur	276	82800	0.83	345	103500	1.04
30	South Salmara	59	17700	0.18	74	22200	0.22
31	Tinsukia	688	206400	2.06	860	258000	2.58
32	Udalguri	409	122700	1.23	510	153000	1.53
33	West Karbi Anglong	160	48000	0.48	200	60000	0.60
<b>Total</b>		<b>19735</b>	<b>5920500</b>	<b>59.21</b>	<b>24660</b>	<b>7398000</b>	<b>73.98</b>

**Name of the Activity:** ASHA Incentive for accompanying client for PAIUCD Insertion.

FMR Code. -RCH 6. Sl. No. 44.6

Owner of the Activity

- ✓ At State HQ: **Consultant FP/Consultant FPLMIS/PE**
- ✓ At District: DPM, DFPC, DAM
- ✓ At Block: BPM, BCM, BAM

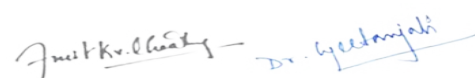
**About the Activity:**

The ASHA Payment should be made on a monthly basis

*Dr. Geetanjali*

**District Wise Budget Breakup for ASHA Incentive for PAIUCD Services for F.Y 2024-2025&2025-2026**

Sl no	District	2024-25			2025-26		
		Total ELA of PAIUCD	ASHA incentive per Case@ 150/-	In Lakhs	Total ELA of PAIUCD	ASHA incentive per Case@ 150/-	In Lakhs
1	Baksa	519	77850	0.78	648	97200	0.97
2	Barpeta	1073	160950	1.61	1340	201000	2.01
3	Biswanath	234	35100	0.35	292	43800	0.44
4	Bongaigaon	645	96750	0.97	806	120900	1.21
5	Cachar	328	49200	0.49	410	61500	0.62
6	Charaideo	164	24600	0.25	205	30750	0.31
7	Chirang	632	94800	0.95	790	118500	1.19
8	Darrang	1642	246300	2.46	2054	308100	3.08
9	Dhemaji	1511	226650	2.27	1888	283200	2.83
10	Dhubri	1369	205350	2.05	1711	256650	2.57
11	Dibrugarh	546	81900	0.82	683	102450	1.02
12	Dima Hasao	107	16050	0.16	130	19500	0.20
13	Goalpara	1667	250050	2.50	2084	312600	3.13
14	Golaghat	300	45000	0.45	375	56250	0.56
15	Hailakandi	453	67950	0.68	566	84900	0.85
16	Hojai	207	31050	0.31	255	38250	0.38
17	Jorhat	149	22350	0.22	187	28050	0.28
18	Kamrup	884	132600	1.33	1105	165750	1.66
19	Kamrup Metro	204	30600	0.31	255	38250	0.38
20	Karbi Anglong	405	60750	0.61	506	75900	0.76
21	Karimganj	220	33000	0.33	275	41250	0.41
22	Kokrajhar	565	84750	0.85	706	105900	1.06
23	Lakhimpur	988	148200	1.48	1235	185250	1.85
24	Majuli	110	16500	0.17	138	20700	0.21
25	Marigaon	868	130200	1.30	1085	162750	1.63
26	Nagaon	1265	189750	1.90	1582	237300	2.37
27	Nalbari	800	120000	1.20	1000	150000	1.50
28	Sivasagar	288	43200	0.43	360	54000	0.54
29	Sonitpur	276	41400	0.41	345	51750	0.52
30	South Salmara	59	8850	0.09	74	11100	0.11
31	Tinsukia	688	103200	1.03	860	129000	1.29
32	Udalguri	409	61350	0.61	510	76500	0.77
33	West Karbi Anglong	160	24000	0.24	200	30000	0.30
<b>State Total</b>		<b>19735</b>	<b>2960250</b>	<b>29.60</b>	<b>24660</b>	<b>3699000</b>	<b>36.99</b>


  
 Dr. Geetanjali



**Name of the Activity: Incentive to the service Provider for PAIUCD Insertion**

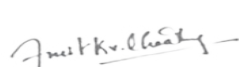

FMR Code—HSS 9 Sl. No 186.3

**Owner of the Activity**

- ✓ At State HQ: **Consultant FP/Consultant FPLMIS/PE**
- ✓ At District: DPM, DFPC, DAM
- ✓ At Block: BPM, BCM, BAM

**District wise budget Breakup for PAIUCD Insertion incentive to the Service Providers for F.Y.2024-25&2025-26**

Sl no	District	2024-25			2025-26		
		Total ELA of PAIUCD	Incentive for Service Provider per Case@ 150/-	In Lakhs	Total ELA of PAIUCD	Incentive for Service Provider per Case@ 150/-	In Lakhs
1	Baksa	519	77850	0.78	648	97200	0.97
2	Barpeta	1073	160950	1.61	1340	201000	2.01
3	Biswanath	234	35100	0.35	292	43800	0.44
4	Bongaigaon	645	96750	0.97	806	120900	1.21
5	Cachar	328	49200	0.49	410	61500	0.62
6	Charaideo	164	24600	0.25	205	30750	0.31
7	Chirang	632	94800	0.95	790	118500	1.19
8	Darrang	1642	246300	2.46	2054	308100	3.08
9	Dhemaji	1511	226650	2.27	1888	283200	2.83
10	Dhubri	1369	205350	2.05	1711	256650	2.57
11	Dibrugarh	546	81900	0.82	683	102450	1.02
12	Dima Hasao	107	16050	0.16	130	19500	0.20
13	Goalpara	1667	250050	2.50	2084	312600	3.13
14	Golaghat	300	45000	0.45	375	56250	0.56
15	Hailakandi	453	67950	0.68	566	84900	0.85
16	Hojai	207	31050	0.31	255	38250	0.38
17	Jorhat	149	22350	0.22	187	28050	0.28
18	Kamrup	884	132600	1.33	1105	165750	1.66
19	Kamrup Metro	204	30600	0.31	255	38250	0.38
20	Karbi Anglong	405	60750	0.61	506	75900	0.76
21	Karimganj	220	33000	0.33	275	41250	0.41
22	Kokrajhar	565	84750	0.85	706	105900	1.06
23	Lakhimpur	988	148200	1.48	1235	185250	1.85
24	Majuli	110	16500	0.17	138	20700	0.21
25	Marigaon	868	130200	1.30	1085	162750	1.63
26	Nagaon	1265	189750	1.90	1582	237300	2.37
27	Nalbari	800	120000	1.20	1000	150000	1.50
28	Sivasagar	288	43200	0.43	360	54000	0.54
29	Sonitpur	276	41400	0.41	345	51750	0.52
30	South Salmara	59	8850	0.09	74	11100	0.11
31	Tinsukia	688	103200	1.03	860	129000	1.29

32	Udalguri	409	61350	0.61	510	76500	0.77
33	West Karbi Anglong	160	24000	0.24	200	30000	0.30
<b>State Total</b>		<b>19735</b>	<b>2960250</b>	<b>29.60</b>	<b>24660</b>	<b>3699000</b>	<b>36.99</b>

### INJECTABLE MPA UNDER ANTARA PROGRAM (RCH 6 SL NO 45)

- ✓ Available in single dose vial
- ✓ Composition-150 mg/ml of Medroxy Progesterone Acetate (MPA)
- ✓ 3 monthly Dose
- ✓ If the dose is missed on the scheduled date can be given within 4 weeks (K/A- Grace Period)
- ✓ If the grace period is crossed then the client must be considered as a drop out case of Injectable MPA & Pregnancy to ruled out before starting the doses.
- ✓ Proper counselling of the beneficiaries to be done about the choice with a specific focus to the Menstrual Changes associated with it.
- ✓ Compensation for opting Injectable MPA as a choice for FP- Rs 100 per dose

Following activities are included under Injectable MPA

**Name of the Activity:** Compensation to the Beneficiary for Injectable MPA under Antara Program

**FMR Code-** RCH 6 Sl. No 45.1

**Owner of the Activities-**

- ✓ At State HQ: **Consultant FP/Consultant FPLMIS/PE**
- ✓ At District: DPM, DFPC, DAM
- ✓ At Block: BPM, BCM, BAM

### About the Implementation of the Activity:

- \* The mode of payment is **DBT**
- \* The bank details of the beneficiaries are to be collected.
- \* The beneficiary payment to be done after each dose (Rs 100 per dose)
- \* The bank account details of all the beneficiaries whoever has adopted the Injectable MPA irrespective of the no. of doses should be collected and fund should be released on a monthly basis

*Dr. K. K. Choudhury* — *Dr. G. G. Choudhury*

**District wise Budget Breakup for Compensation to the Beneficiary for Injectable MPA under ANTARA program**

Sno	Compensation for Beneficiary						
	District	ELA (Total Doses) 2024-25	Total Budget 2024-25	75% of the total Budget (In Lakhs)	ELA (Total Doses) 2025-26	Total Budget 2025-26	75% of the total Budget (In Lakhs)
1	Baksa	3840	3.84	2.88	3875	3.875	2.91
2	Barpeta	4540	4.54	3.41	4580	4.58	3.44
3	Biswanath	3040	3.04	2.28	3070	3.07	2.30
4	Bongaigaon	2540	2.54	1.91	2560	2.56	1.92
5	Cachar	6040	6.04	4.53	6095	6.095	4.57
6	Charaideo	2540	2.54	1.91	2560	2.56	1.92
7	Chirang	1540	1.54	1.16	1555	1.555	1.17
8	Darrang	8040	8.04	6.03	8115	8.115	6.09
9	Dhemaji	8040	8.04	6.03	8115	8.115	6.09
10	Dhubri	25098	25.098	18.82	25330	25.33	19.00
11	Dibrugarh	6040	6.04	4.53	6095	6.095	4.57
12	Dima Hasao	1240	1.24	0.93	1250	1.25	0.94
13	Goalpara	7040	7.04	5.28	7100	7.1	5.33
14	Golaghat	5040	5.04	3.78	5085	5.085	3.81
15	Hailakandi	22140	22.14	16.61	22340	22.34	16.76
16	Hojai	1540	1.54	1.16	1555	1.555	1.17
17	Jorhat	3040	3.04	2.28	3070	3.07	2.30
18	Kamrup	8040	8.04	6.03	8115	8.115	6.09
19	Kamrup Metro	4040	4.04	3.03	4080	4.08	3.06
20	Karbi Anglong	5040	5.04	3.78	5090	5.09	3.82
21	Karimganj	10140	10.14	7.61	10230	10.23	7.673
22	Kokrajhar	3540	3.54	2.66	3570	3.57	2.678
23	Lakhimpur	8040	8.04	6.03	8115	8.115	6.09
24	Majuli	1240	1.24	0.93	1250	1.25	0.938
25	Marigaon	4040	4.04	3.03	4080	4.08	3.060
26	Nagaon	6040	6.04	4.53	6095	6.095	4.571
27	Nalbari	4040	4.04	3.03	4080	4.08	3.060
28	Sivasagar	4540	4.54	3.41	4580	4.58	3.435
29	Sonitpur	5040	5.04	3.78	5090	5.09	3.818
30	South Salmara	5540	5.54	4.16	5590	5.59	4.193
31	Tinsukia	5040	5.04	3.78	5090	5.09	3.818
32	Udalguri	2540	2.54	1.91	2570	2.57	1.928
33	West Karbi Anglong	2540	2.54	1.91	2565	2.565	1.924
<b>Total</b>		<b>190778</b>	<b>190.778</b>	<b>143.08</b>	<b>192540</b>	<b>192.54</b>	<b>144.405</b>

*Dr. G. Chandrajati*

Name of the Activity: ASHA incentives for accompanying the client for Injectable MPA

FMR Code- RCH 6 Sl. No 45.2

Owner of the Activities-

Owner of the Activities-

✓ At State HQ: **Consultant FP/Consultant FPLMIS/PE**

✓ At District: DPM, DFPC, DAM

✓ At Block: BPM, BCM, BAM

District wise budget breakup for ASHA Incentive for Injectable MPA, F.Y 2024-2025 & 2025-2026

Sl. No	Districts	ELA (Total Doses) 2024-25	Total Budget 2024-25	75% of the total Budget (In Lakhs)	ELA (Total Doses) 2025-26	Total Budget 2025-26	75% of the total Budget (In Lakhs)
1	Baksa	3840	3.84	2.88	3875	3.875	2.91
2	Barpeta	4540	4.54	3.41	4580	4.58	3.44
3	Biswanath	3040	3.04	2.28	3070	3.07	2.30
4	Bongaigaon	2540	2.54	1.91	2560	2.56	1.92
5	Cachar	6040	6.04	4.53	6095	6.095	4.57
6	Charaideo	2540	2.54	1.91	2560	2.56	1.92
7	Chirang	1540	1.54	1.16	1555	1.555	1.17
8	Darrang	8040	8.04	6.03	8115	8.115	6.09
9	Dhemaji	8040	8.04	6.03	8115	8.115	6.09
10	Dhubri	25098	25.098	18.82	25330	25.33	19.00
11	Dibrugarh	6040	6.04	4.53	6095	6.095	4.57
12	Dima Hasao	1240	1.24	0.93	1250	1.25	0.94
13	Goalpara	7040	7.04	5.28	7100	7.1	5.33
14	Golaghat	5040	5.04	3.78	5085	5.085	3.81
15	Hailakandi	22140	22.14	16.61	22340	22.34	16.76
16	Hojai	1540	1.54	1.16	1555	1.555	1.17
17	Jorhat	3040	3.04	2.28	3070	3.07	2.30
18	Kamrup	8040	8.04	6.03	8115	8.115	6.09
19	Kamrup Metro	4040	4.04	3.03	4080	4.08	3.06
20	Karbi Anglong	5040	5.04	3.78	5090	5.09	3.82
21	Karimganj	10140	10.14	7.61	10230	10.23	7.673
22	Kokrajhar	3540	3.54	2.66	3570	3.57	2.678
23	Lakhimpur	8040	8.04	6.03	8115	8.115	6.09
24	Majuli	1240	1.24	0.93	1250	1.25	0.938
25	Marigaon	4040	4.04	3.03	4080	4.08	3.060
26	Nagaon	6040	6.04	4.53	6095	6.095	4.571
27	Nalbari	4040	4.04	3.03	4080	4.08	3.060
28	Sivasagar	4540	4.54	3.41	4580	4.58	3.435
29	Sonitpur	5040	5.04	3.78	5090	5.09	3.818
30	South Salmara	5540	5.54	4.16	5590	5.59	4.193
31	Tinsukia	5040	5.04	3.78	5090	5.09	3.818
32	Udalguri	2540	2.54	1.91	2570	2.57	1.928
33	West Karbi Anglong	2540	2.54	1.91	2565	2.565	1.924
<b>Assam</b>		<b>190778</b>	<b>190.778</b>	<b>143.08</b>	<b>192540</b>	<b>192.54</b>	<b>144.405</b>

*Junit K. Chakraborty - Dr. Geetanjali*

**MISSION PARIVAR VIKAS ( RCH 6 SL NO 46)****Saas Bahu Sammellan****About the Activity**

- Saas Bahu Sammellan is aimed to facilitate improved communication between mothers-in-law and daughters-in-law through interactive games
- This will help to create awareness about the sexual & reproductive health of a women.
- The activity can also address the myths & misconceptions regarding various family planning services amongst the family members.
- ANM to develop a microplan for Saas Bahu Sammellan in each village in the format below:

SNo.	Name of the Village	Name of ASHA	Population of Village	Date/Day of Sammellan	Tentative number of participants

- Asha should prepare the list of Eligible Couples in their respective villages along with their mother-in-Law
- One Saas Bahu Sanmellan to be Conducted by each subcenter in a month
- A minimum of 10 pairs of Saas Bahu should be present for the Sanmellan.
- ASHA will get incentive of Rs.100 Sanmellamn
- ANM to supervise the event and should ensure that it is conducted in a rotational basis & all the villages are covered under that Subcenter
- Token & gifts to be provided to those pairs participating in small games & winning them
- Proper IEC & display of family planning commodities to be done
- Family Planning corner should be made in all the facilities & basket of choices should be shown to all the participants for awareness regarding the methods.
- PRI / Gaon Panchayat member can be invited to attend the meeting

*Just K. Choudhury - Dr. Geetanjali*

**Monitoring and data reporting mechanism of Saas Bahu Sanmellans:**

The ASHA will maintain the record of Sammellans conducted in ASHA diary.

The following information to be captured-

- Date of Sammellan
- Timing of Sammellan
- Number of participants (Saas-bahu) attended Sammellan
- Key issues identified and discussed during Sammellan
- Name of any other official/PRI member attending the Sammellan

The ANM to submit monthly report of the same to block.

The blocks to compile the monthly reports and submit it to district.

The district to prepare monthly report for onward submission to state.

**Note: The Saas Bahu Sanmellan report must be submitted by the district within 5<sup>th</sup> of every month**

**The Sub-activities involving Budget breakup under this activity are-**

Name of the Activity: **ASHA Incentive for Saas Bahu Sanmellan**

**FMR Code RCH 6. SI No.: 46.1**

**Owner of the Activities-**

- At State HQ: Consultant FP/PE /SCM
- At District: DPM, DFPC, DAM
- At Block: BPM, BCM, BAM

**District wise Budget Break up for ASHA Incentive for Saas Bahu Sanmellan- F.Y 2024-2025 & 2025-2026**

SI No.	2024-2025				2025-2026		
	Name of the Dist	ELA for SBS	Budget @ Rs 100 per SBS	Total amount (in lakhs )	ELA for SBS	Budget @ Rs 100 per SBS	Total amount (in lakhs)
1	Baksa	1092	109200	1.092	1147	114700	1.147
3	Barpeta	2556	255600	2.556	2684	268400	2.684
4	Biswanath	1104	110400	1.104	1159	115900	1.159
5	Bongaigaon	816	81600	0.816	857	85700	0.857
6	Cachar	1440	144000	1.440	1512	151200	1.512
7	Charaideo	372	37200	0.372	390	39000	0.39
8	Chirang	660	66000	0.660	693	69300	0.693
9	Darrang	1920	192000	1.920	2016	201600	2.016
10	Dhemaji	1020	102000	1.020	1071	107100	1.071
11	Dhubri	1704	170400	1.704	1789	178900	1.789

*Dr. G. K. Choudhury - Dr. G. K. Choudhury*

Sl No.	2024-2025				2025-2026		
	Name of the Dist	ELA for SBS	Budget @ Rs 100 per SBS	Total amount (in lakhs )	ELA for SBS	Budget @ Rs 100 per SBS	Total amount (in lakhs)
12	Dibrugarh	2532	253200	2.532	2659	265900	2.659
13	Dima Hasao	792	79200	0.792	832	83200	0.832
14	Goalpara	1500	150000	1.500	1575	157500	1.575
15	Golaghat	876	87600	0.876	920	92000	0.92
16	Hailakandi	1284	128400	1.284	1348	134800	1.348
17	Hojai	552	55200	0.552	580	58000	0.58
18	Jorhat	1272	127200	1.272	1336	133600	1.336
19	Kamrup	2916	291600	2.916	3062	306200	3.062
20	Kamrup M	1032	103200	1.032	1084	108400	1.084
21	Karbi Anglong	768	76800	0.768	806	80600	0.806
22	Karimganj	1476	147600	1.476	1550	155000	1.55
23	Kokrajhar	1344	134400	1.344	1411	141100	1.411
24	Lakhimpur	1800	180000	1.800	1890	189000	1.89
25	Majuli	504	50400	0.504	529	52900	0.529
26	Marigaon	1308	130800	1.308	1373	137300	1.373
27	Nagaon	3096	309600	3.096	3251	325100	3.251
28	Nalbari	1224	122400	1.224	1285	128500	1.285
29	Sibsagar	660	66000	0.660	693	69300	0.693
30	Sonitpur	1356	135600	1.356	1424	142400	1.424
31	South Salmara	360	36000	0.360	378	37800	0.378
32	Tinsukia	876	87600	0.876	920	92000	0.92
33	Udalguri	1404	140400	1.404	1474	147400	1.474
34	West Karbi Anglong	336	33600	0.336	352	35200	0.352
<b>Total</b>		<b>41952</b>	<b>4195200</b>	<b>41.952</b>	<b>44050</b>	<b>4404960</b>	<b>44.05</b>

Junit Kr. Choudhury - Dr. Geetanjali

**Name of the Activity: Organizing Saas Bahu Saamelan****FMR Code RCH 6. SI No.: 46.4****About the implementation of the activity:**

- The Saas Bahu Sammellans are to be conducted in AAMs.
- The areas with poor acceptance of Family Planning services are to be given priority
- All the AAMs should be conducted one SBS every month.

**Owner of the Activities-**

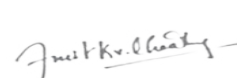

- At State HQ: Consultant FP/PE /SCM
- At District: DPM, DFPC, DAM
- At Block: BPM, BCM, BAM

**Budget breakup for organizational fund for Saas Bahu Samellan**

S No.	Activity Name	Cost @ 1 meeting
1.	Incentive to ASHA to mobilize Saas Bahu for the Sammellan (Under FMR Code RCH 6 SI No 46.1)	100
2.	Organization of Sammellan	500
3.	Token Gifts for Participants (Max. Rs 20/-participant)	1000 (as per actuals)
<b>Total</b>		<b>1600</b>

**District wise Budget Breakup for Saas Bahu Sammellan for F.Y 2024-2025 & 2025-2026**

Sl. No.	Districts	2024-2025			2025-2026		
		Total no. of SBS (once in a Month/per AAM for 12 months)	Total amount (in lakhs)	90% of the budget	Total No. of SBS (once in a Month/per AAM for 12 months)	Budget (in lakh)	90% budget (In Lakh)
1	Baksa	1092	16.38	14.742	1147	17.205	15.485
3	Barpeta	2556	38.34	34.506	2684	40.26	36.234
4	Biswanath	1104	16.56	14.904	1159	17.385	15.647
5	Bongaigaon	816	12.24	11.016	857	12.855	11.570
6	Cachar	1440	21.6	19.44	1512	22.68	20.412
7	Charaideo	372	5.58	5.022	390	5.85	5.265
8	Chirang	660	9.9	8.91	693	10.395	9.356
9	Darrang	1920	28.8	25.92	2016	30.24	27.216
10	Dhemaji	1020	15.3	13.77	1071	16.065	14.459
11	Dhubri	1704	25.56	23.004	1789	26.835	24.152
12	Dibrugarh	2532	37.98	34.182	2659	39.885	35.897



Sl. No.	Districts	2024-2025			2025-2026		
		Total no. of SBS (once in a Month/per AAM for 12 months)	Total amount (in lakhs)	90% of the budget	Total No. of SBS (once in a Month/per AAM for 12 months)	Budget (in lakh)	90% budget (In Lakh)
13	Dima Hasao	792	11.88	10.692	832	12.48	11.232
14	Goalpara	1500	22.5	20.25	1575	23.625	21.263
15	Golaghat	876	13.14	11.826	920	13.8	12.420
16	Hailakandi	1284	19.26	17.334	1348	20.22	18.198
17	Hojai	552	8.28	7.452	580	8.7	7.830
18	Jorhat	1272	19.08	17.172	1336	20.04	18.036
19	Kamrup	2916	43.74	39.366	3062	45.93	41.337
20	Kamrup M	1032	15.48	13.932	1084	16.26	14.634
21	Karbi Anglong	768	11.52	10.368	806	12.09	10.881
22	Karimganj	1476	22.14	19.926	1550	23.25	20.925
23	Kokrajhar	1344	20.16	18.144	1411	21.165	19.049
24	Lakhimpur	1800	27	24.3	1890	28.35	25.515
25	Majuli	504	7.56	6.804	529	7.935	7.142
26	Marigaon	1308	19.62	17.658	1373	20.595	18.536
27	Nagaon	3096	46.44	41.796	3251	48.765	43.889
28	Nalbari	1224	18.36	16.524	1285	19.275	17.348
29	Sibsagar	660	9.9	8.91	693	10.395	9.356
30	Sonitpur	1356	20.34	18.306	1424	21.36	19.224
31	South Salmara	360	5.4	4.86	378	5.67	5.103
32	Tinsukia	876	13.14	11.826	920	13.8	12.420
33	Udalguri	1404	21.06	18.954	1474	22.11	19.899
34	West Karbianglong	336	5.04	4.536	352	5.28	4.752
<b>Total</b>		<b>41952</b>	<b>629.28</b>	<b>566.352</b>	<b>44050</b>	<b>660.75</b>	<b>594.675</b>

Dr. K. L. Choudhury — Dr. Geetanjali

### Nayi Pahel Kit

#### About the Activity:

- Under this activity, a family planning kit is provided to the newly-wed couples by the ASHA.
- The kit comprises of a jute bag along with the following items included in it -

Content	quantity	Description
Pamphlet	1	a) Information on use of family planning methods to delay birth of 1st child b) use of Pregnancy testing kit & whom to inform once pregnancy is confirmed.
Invitation Card	1	Invitation card for inviting the bride to attend the Saas Bahu Sanmellan
Pack of 3 condoms (Nirodh)	2	
Oral Contraceptive pills (Mala N) cycles	2	
Emergency contraceptive pill (E pill)	3	
Pregnancy testing kit	2	
Information card	1	A blank card to be filled with contact information of the respective ASHA and nearest ANM who can be contacted by the newlywed to seek further information on contraception.

#### Implementation of the Activity:

- District to calculate tentative estimation of the Kits
- Printing of Information Leaflets & Forms
- Provision of contraceptives for the kit (from the ASHA supply)
- Orientation of ASHA on provision of Nayi Pahel kit
- The distribution of ASHA Nayi Pahel kits can be at the CHC/Block PHC/PHC or SC level

#### Name of the Activity- ASHA Incentive for Nayi Pahel Kit Distribution

FMR Code- RCH 6 SI No 46.2

#### About the Activity:

- ❖ The ASHAs will claim an amount of Rs 100 for each Nayi Pahel Kit Distribution
- ❖ The claim should be verified along with the Photograph or the invitation card of that newly wed couple.

#### Owner of the Activities-

- At State HQ: Consultant FP/PE /SCM
- At District: DPM, DFPC, DCM
- At Block: BPM, BCM

*Junit Kr. Chakraborty* — *Dr. G. Chakraborty*

**District wise Budget breakup for ASHA Incentive for Naye pahel kit Distribution for F.Y 2024-2025 & 2025-2026**

Sl No.	Districts	ELA	ASHA Incentive for Naye Pahel Kits @100/- per kit distribution (in Rs.)	Total amount (in lakhs)	ELA	ASHA Incentive for Naye Pahel Kits @100/- per kit (in Rs.)	Total amount (in lakhs)
		2024-25			2025-26		
1	Baksa	5067	506700	5.07	5118	511800	5.12
2	Barpeta (Including Bajali)	10041	1004100	10.04	10132	1013200	10.13
3	Biswanath	3432	343200	3.43	3465	346500	3.47
4	Bongaigaon	4345	434500	4.35	4385	438500	4.39
5	Cachar	10179	1017900	10.18	10272	1027200	10.27
6	Charaideo	2412	241200	2.41	2437	243700	2.44
7	Chirang	2586	258600	2.59	2612	261200	2.61
8	Darrang	5543	554300	5.54	5593	559300	5.59
9	Dhemaji	4012	401200	4.01	4049	404900	4.05
10	Dhubri	8506	850600	8.51	8581	858100	8.58
11	Dibrugarh	7164	716400	7.16	7235	723500	7.24
12	Dima Hasao	1179	117900	1.18	1191	119100	1.19
13	Goalpara	6046	604600	6.05	6101	610100	6.10
14	Golaghat	5809	580900	5.81	5866	586600	5.87
15	Hailakandi	3909	390900	3.91	3944	394400	3.94
16	Hojai	5553	555300	5.55	5603	560300	5.60
17	Jorhat	4859	485900	4.86	4909	490900	4.91
18	Kamrup Metro	7216	721600	7.22	7283	728300	7.28
19	Kamrup Rural	8514	851400	8.51	8596	859600	8.60
20	Karbi Anglong	3777	377700	3.78	3813	381300	3.81
21	Karimganj	7318	731800	7.32	7384	738400	7.38
22	Kokrajhar	4461	446100	4.46	4508	450800	4.51
23	Lakhimpur	5935	593500	5.94	5991	599100	5.99
24	Majuli	879	87900	0.88	888	88800	0.89
25	Morigaon	5782	578200	5.78	5833	583300	5.83
26	Nagaon	11285	1128500	11.29	11387	1138700	11.39
27	Nalbari	4168	416800	4.17	4209	420900	4.21
28	Sivasagar	3642	364200	3.64	3679	367900	3.68
29	Sonitpur	7350	735000	7.35	7421	742100	7.42
30	South Salmara	3387	338700	3.39	3417	341700	3.42
31	Tinsukia	7433	743300	7.43	7505	750500	7.51

*Dr. K. K. Choudhury - Dr. G. G. G. G.*

SI No.	Districts	ELA	ASHA Incentive for Naye Pahel Kits @100/- per kit distribution (in Rs.)	Total amount (in lakhs)	ELA	ASHA Incentive for Naye Pahel Kits @100/- per kit (in Rs.)	Total amount (in lakhs)
			2024-25			2025-26	
32	Udalguri	4385	438500	4.39	4428	442800	4.43
33	West Karbi Anglong	1686	168600	1.69	1705	170500	1.71
<b>Total</b>		<b>177860</b>	<b>17786000</b>	<b>177.86</b>	<b>179540</b>	<b>17954000</b>	<b>179.54</b>

**Name of the Activity: ASHA Incentive for Eligible Couple Survey and updating before each MPV Campaign**

**FMR Code RCH 6. SI No 46.3**

**Owner of the Activities-**

- At State HQ: Program Executive (FP)/ASHA Program Manager
- At District: DPM, DFPC, DCM
- At Block: BPM, BCM

**About Implementation of the activity**

- ❖ The eligible couple survey to be done before 4 MPV Campaigns
- ❖ In case of any teenage marriage identified during the survey should be counselled and delaying method of family planning should be provided in-order to prevent teenage pregnancy.
- ❖ The line listing of eligible couples should be maintained by all the ASHAs
- ❖ The line listing of beneficiaries for spacing methods & permanent methods should be made.
- ❖ ASHA incentive- Rs 150 per campaign
- ❖ In-order to strengthen this activity, it should be verified with the line listing of the eligible couples maintained by ASHA before releasing the fund against the ASHA Claim that the Eligible Couple survey has been done by the ASHA.
- ❖ The report of the survey to be submitted to the state HQ after every MPV Campaign.

*Dr. K. C. Guata* — *Dr. G. Chandrajati*

**District wise Budget for ASHA Incentive for Eligible Couple Survey during 4 MPV Campaigns for 2024-25 & 2025-26**

Sl No.	Districts	No of ASHAs	Total amount ( in lakhs) 2024-25	80% of total budget 2024-25	Total amount ( in lakhs) 2024-25	80% of total budget 2024-25
1	Baksa	950	5.70	4.56	5.70	4.56
2	Barpeta & Bajali	1610	9.66	7.74	9.66	7.74
3	Biswanath	756	4.54	3.63	4.54	3.63
4	Bongaigaon	752	4.51	3.61	4.51	3.61
5	Cachar	1826	10.96	8.76	10.96	8.76
6	Charaideo	494	2.96	2.37	2.96	2.37
7	Chirang	742	4.45	3.56	4.45	3.56
8	Darrang	978	5.87	4.69	5.87	4.69
9	Dhemaji	746	4.48	3.58	4.48	3.58
10	Dhubri	1938	11.63	9.3	11.63	9.3
11	Dibrugarh	1299	7.79	6.25	7.79	6.25
12	Dima Hasao	238	1.43	1.14	1.43	1.14
13	Goalpara	1067	6.40	5.12	6.40	5.12
14	Golaghat	1057	6.34	5.07	6.34	5.07
15	Hailakandi	715	4.29	3.43	4.29	3.43
16	Hojai	693	4.16	3.33	4.16	3.33
17	Jorhat	969	5.81	4.65	5.81	4.65
18	Kamrup Metro	676	4.06	3.24	4.06	3.24
19	Kamrup Rural	1744	10.46	8.37	10.46	8.37
20	Karbi Anglong	739	4.43	3.55	4.43	3.55
21	Karimganj	1235	7.41	5.93	7.41	5.93
22	Kokrajhar	1377	8.26	6.61	8.26	6.61
23	Lakhimpur	1308	7.85	6.28	7.85	6.28
24	Majuli	296	1.78	1.42	1.78	1.42
25	Morigaon	948	5.69	4.55	5.69	4.55
26	Nagaon	1750	10.50	8.4	10.50	8.4
27	Nalbari	775	4.65	3.72	4.65	3.72
28	Sivasagar	762	4.57	3.66	4.57	3.66
29	Sonitpur	1190	7.14	5.71	7.14	5.71

*Junit Kr. Ghoshy - Dr. Geetanjali*

Sl No.	Districts	No of ASHAs	Total amount (in lakhs) 2024-25	80% of total budget 2024-25	Total amount (in lakhs) 2024-25	80% of total budget 2024-25
30	South Salmara	58	0.35	0.28	0.35	0.28
31	Tinsukia	1403	8.42	6.73	8.42	6.73
32	Udalguri	1065	6.39	5.11	6.39	5.11
33	West Karbi Anglong	390	2.34	1.87	2.34	1.87
<b>Total</b>		<b>32546</b>	<b>195.28</b>	<b>156.22</b>	<b>195.28</b>	<b>156.22</b>

**Name of the Activity-** Saarthi Van

**FMR Code RCH 6. SI No: 46.5**

**Owner Of the Activity**

**At State HQ: Consultant FP/ Program Executive FP**

**At District: DPM/DFPC/DME**

**About the Activity:**

A bus/van equipped with interactive communication devices, IEC material and FP commodities shall be operationalized during Mission Parivar Vikas fortnight to sensitize and disseminate the Family Planning messages in the resistant pockets of the district.

**Implementation of the Activity**

- District wise mapping of the route plan of 'Saarthi' vehicle.
- The 'Saarthi' vehicle should be equipped with interactive communication devices, IEC material and FP commodities and entire district should be covered during the span of 15 days in a block wise manner.
- Preparation of IEC panels for 'Saarthi' vehicle
- The RMNCAH+N Counsellors or Health Educators should be involved for this activity.
- Identifications of locations where 'Saarthi' vehicle will be stationed for display
- The driver should maintain a log book in the prescribed format:

Sno.	Date	Start Time	End Time	Start Place	End Place	Opening kilometer	Closing Kilometer	Name of areas and facility covered	Signature of counsellor/health educator (on duty in the bus)	Verification signature by the block/ facility authority

*Dr. K. Choudhury* — *Dr. G. Choudhury*

**Report to be submitted for 'Saarathi' vehicle:**

SNo.	Activity	Status
1	Number of Pamphlets Distributed	
2	Number of clients visited	
3	Number of clients counseled	
4	Number of condom pieces distributed	
5	Number of OCP cycles distributed	
6	Number of Centchroman (Chhaya) cycles distributed	

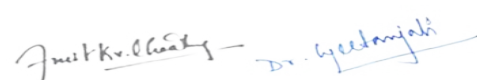
**Fund breakup for Saarathi Van**

S No.	Activity	Amount	1 <sup>st</sup> MPV Fortnight	2 <sup>nd</sup> MPV Fortnight	3 <sup>rd</sup> MPV Fortnight	4 <sup>th</sup> MPV Fortnight
1	Hiring of the Bus/Van	Rs 3000/day	45000	45000	45000	45000
2	DA of the Counsellor/health educator	Rs 200/day	3000	3000	3000	3000
3	State/District Launch		5000		5000	
4	Saarathi leaflet		30000	30000	30000	30000
5	Miscellaneous		5000	5000	5000	5000
<b>Total</b>			<b>88000</b>	<b>83000</b>	<b>88000</b>	<b>83000</b>

*Dr. K. Chandra* — *Dr. Geetanjali*

**District wise Budget Breakup Saarthi Van for F.Y 2024-2025 & 2025-2026**

Sl. No.	District	No of Saarthi Van	1st MPV Fortnight	2nd MPV Fortnight	3rd MPV Fortnight (NSV)	4th MPV Fortnight (NSV)	Total amount in lakhs (2024- 25)	Total amount in lakhs (2025- 26)
1	Baksa	1	88000	83000	88000	83000	3.42	3.42
2	Barpeta (Including Bajali)	2	176000	166000	176000	166000	6.84	6.84
3	Biswanath	1	88000	83000	88000	83000	3.42	3.42
4	Bongaigaon	1	88000	83000	88000	83000	3.42	3.42
5	Cachar	1	88000	83000	88000	83000	3.42	3.42
6	Charaideo	1	88000	83000	88000	83000	3.42	3.42
7	Chirang	1	88000	83000	88000	83000	3.42	3.42
8	Darrang	1	88000	83000	88000	83000	3.42	3.42
9	Dhemaji	1	88000	83000	88000	83000	3.42	3.42
10	Dhubri	1	88000	83000	88000	83000	3.42	3.42
11	Dibrugarh	1	88000	83000	88000	83000	3.42	3.42
12	Dima Hasao	1	88000	83000	88000	83000	3.42	3.42
13	Goalpara	1	88000	83000	88000	83000	3.42	3.42
14	Golaghat	1	88000	83000	88000	83000	3.42	3.42
15	Hailakandi	1	88000	83000	88000	83000	3.42	3.42
16	Hojai	1	88000	83000	88000	83000	3.42	3.42
17	Jorhat	1	88000	83000	88000	83000	3.42	3.42
18	Kamrup Metro	1	88000	83000	88000	83000	3.42	3.42
19	Kamrup Rural	1	88000	83000	88000	83000	3.42	3.42
20	Karbi Anglong	1	88000	83000	88000	83000	3.42	3.42
21	Karimganj	1	88000	83000	88000	83000	3.42	3.42
22	Kokrajhar	1	88000	83000	88000	83000	3.42	3.42
23	Lakhimpur	1	88000	83000	88000	83000	3.42	3.42
24	Majuli	1	88000	83000	88000	83000	3.42	3.42
25	Morigaon	1	88000	83000	88000	83000	3.42	3.42
26	Nagaon	1	88000	83000	88000	83000	3.42	3.42
27	Nalbari	1	88000	83000	88000	83000	3.42	3.42
28	Sivasagar	1	88000	83000	88000	83000	3.42	3.42
29	Sonitpur	1	88000	83000	88000	83000	3.42	3.42
30	South Salmara	1	88000	83000	88000	83000	3.42	3.42
31	Tinsukia	1	88000	83000	88000	83000	3.42	3.42
32	Udalguri	1	88000	83000	88000	83000	3.42	3.42
33	West Karbi Anglong	1	88000	83000	88000	83000	3.42	3.42
<b>Total</b>			<b>2992000</b>	<b>2822000</b>	<b>2992000</b>	<b>2822000</b>	<b>116.28</b>	<b>116.28</b>


  
 Dr. Geetanjali





SL No	Districts	No of Blocks	Fund for DIST. For WPD Monitoring @ 2000 per block	Rs (in Lakh)	Fund for DIST. For WPD Monitoring @ 2000 per block	Rs (in Lakh)
			2024-2025		2025-2026	
30	South Salmara	2	4000	0.04	4000	0.04
31	Tinsukia	5	10000	0.1	10000	0.1
32	Udalguri	3	6000	0.06	6000	0.06
33	West KarbiAnglong	4	8000	0.08	8000	0.08
<b>Total</b>		<b>165</b>	<b>330000</b>	<b>3.3</b>	<b>330000</b>	<b>3.3</b>

**Name of the Activity: PM activities for Vasectomy Fortnight Celebration (only Mobility cost): Funds earmarked for District Level Activities.**

**FMR Code: RCH.6 Sl. No.49.2**

**Activity Owner: DFPC and DME**

**About the Activity:** The DFPCs & DMEs will work in coordination and will monitor the Vasectomy Fortnight.

**District wise budget breakup for F.Y 24-25 & 25-26 Activity**

SL No	Districts	No of Blocks	Fund for DIST. For Vasectomy Fortnight Monitoring @ 1500 per block	Rs (in Lakh)	Fund for DIST. For Vasectomy Fortnight Monitoring @ 1500 per block	Rs (in Lakh)
			2024-2025		2025-2026	
1	Baksa	6	9000	0.09	9000	0.09
2	Barpeta	7	10500	0.105	10500	0.105
3	Biswanath	4	6000	0.06	6000	0.06
4	Bongaigaon	4	6000	0.06	6000	0.06
5	Cachar	8	12000	0.12	12000	0.12
6	Charaideo	6	9000	0.09	9000	0.09
7	Chirang	2	3000	0.03	3000	0.03
8	Darrang	4	6000	0.06	6000	0.06
9	Dhemaji	5	7500	0.075	7500	0.075
10	Dhubri	6	9000	0.09	9000	0.09
11	Dibrugarh	6	9000	0.09	9000	0.09
12	Dima Hasao	3	4500	0.045	4500	0.045
13	Goalpara	5	7500	0.075	7500	0.075
14	Golaghat	5	7500	0.075	7500	0.075
15	Hailakandi	4	6000	0.06	6000	0.06
16	Hojai	3	4500	0.045	4500	0.045
17	Jorhat	7	10500	0.105	10500	0.105
18	Kamrup M	5	7500	0.075	7500	0.075
19	Kamrup R	12	18000	0.18	18000	0.18

*Junit Kr. Choudhury - Dr. Guesamjaki*

SL No	Districts	No of Blocks	Fund for DIST. For Vasectomy Fortnight Monitoring @ 1500 per block	Rs (in Lakh)	Fund for DIST. For Vasectomy Fortnight Monitoring @ 1500 per block	Rs (in Lakh)
			2024-2025		2025-2026	
20	Karbi Anglong	4	6000	0.06	6000	0.06
21	Karimganj	5	7500	0.075	7500	0.075
22	Kokrajhar	4	6000	0.06	6000	0.06
23	Lakhimpur	6	9000	0.09	9000	0.09
24	Majuli	1	1500	0.015	1500	0.015
25	Marigaon	3	4500	0.045	4500	0.045
26	Nagaon	10	15000	0.15	15000	0.15
27	Nalbari	5	7500	0.075	7500	0.075
28	Sibsagar	6	9000	0.09	9000	0.09
29	Sonitpur	5	7500	0.075	7500	0.075
30	South Salmara	2	3000	0.03	3000	0.03
31	Tinsukia	5	7500	0.075	7500	0.075
32	Udalguri	3	4500	0.045	4500	0.045
33	West KarbiAnglong	4	6000	0.06	6000	0.06
<b>Total</b>		<b>165</b>	<b>247500</b>	<b>2.475</b>	<b>247500</b>	<b>2.475</b>

**Name of the Activity: PM activities for World Population Day Celebration (only Mobility cost): Funds earmarked for Block Level Activities.**

**FMR Code: RCH.6 Sl. No.49.3**

**Activity Owner: At District: DFPC and DME**

**At Block: BPM/BCM**

**About the Activity: The BPM/BCM will monitor the activities of World Population Day in all the sectors.**

**District wise budget breakup for F.Y 24-25 & 25-26 Activity**

SL No	Districts	No of Blocks	Fund for Block for World Population Day Monitoring @ 3000 per block	Rs (in Lakh)	Fund for Block for World Population Day Monitoring @ 3000 per block	Rs (in Lakh)
			2024-2025		2025-2026	
1	Baksa	6	18000	0.18	18000	0.18
2	Barpeta	7	21000	0.21	21000	0.21
3	Biswanath	4	12000	0.12	12000	0.12
4	Bongaigaon	4	12000	0.12	12000	0.12
5	Cachar	8	24000	0.24	24000	0.24
6	Charaideo	6	18000	0.18	18000	0.18
7	Chirang	2	6000	0.06	6000	0.06

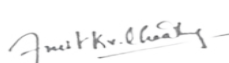

*Dr. Geetanjali*

SL No	Districts	No of Blocks	Fund for Block for World Population Day Monitoring @ 3000 per block	Rs (in Lakh)	Fund for Block for World Population Day Monitoring @ 3000 per block	Rs (in Lakh)
			2024-2025		2025-2026	
8	Darrang	4	12000	0.12	12000	0.12
9	Dhemaji	5	15000	0.15	15000	0.15
10	Dhubri	6	18000	0.18	18000	0.18
11	Dibrugarh	6	18000	0.18	18000	0.18
12	Dima Hasao	3	9000	0.09	9000	0.09
13	Goalpara	5	15000	0.15	15000	0.15
14	Golaghat	5	15000	0.15	15000	0.15
15	Hailakandi	4	12000	0.12	12000	0.12
16	Hojai	3	9000	0.09	9000	0.09
17	Jorhat	7	21000	0.21	21000	0.21
18	Kamrup M	5	15000	0.15	15000	0.15
19	Kamrup R	12	36000	0.36	36000	0.36
20	Karbi Anglong	4	12000	0.12	12000	0.12
21	Karimganj	5	15000	0.15	15000	0.15
22	Kokrajhar	4	12000	0.12	12000	0.12
23	Lakhimpur	6	18000	0.18	18000	0.18
24	Majuli	1	3000	0.03	3000	0.03
25	Marigaon	3	9000	0.09	9000	0.09
26	Nagaon	10	30000	0.3	30000	0.3
27	Nalbari	5	15000	0.15	15000	0.15
28	Sibsagar	6	18000	0.18	18000	0.18
29	Sonitpur	5	15000	0.15	15000	0.15
30	South Salmara	2	6000	0.06	6000	0.06
31	Tinsukia	5	15000	0.15	15000	0.15
32	Udalguri	3	9000	0.09	9000	0.09
33	West KarbiAnglong	4	12000	0.12	12000	0.12
<b>Total</b>		<b>165</b>	<b>495000</b>	<b>4.95</b>	<b>495000</b>	<b>4.95</b>

Dr. K. K. Choudhury - Dr. G. G. Choudhury

**Name of the Activity: PM activities for Vasectomy Fortnight Celebration (only Mobility cost): Funds earmarked for Block Level Activities.****FMR Code: RCH.6 Sl. No.49.4****Activity Owner: At District: DFPC and DME****At Block: BPM/BCM****About the Activity:** The Block level officials will monitor the activities of Vasectomy Fortnight in all the sectors.**District wise budget breakup for F.Y 24-25 & 25-26 Activity**

SL No	Districts	No of Blocks	Fund for Block for Vasectomy Fortnight Monitoring @ 3000 per block	Rs (in Lakh)	Fund for Block for Vasectomy Fortnight Monitoring @ 3000 per block	Rs (in Lakh)
			2024-2025		2025-2026	
1	Baksa	6	18000	0.18	18000	0.18
2	Barpeta&Bajali	7	21000	0.21	21000	0.21
3	Biswanath	4	12000	0.12	12000	0.12
4	Bongaigaon	4	12000	0.12	12000	0.12
5	Cachar	8	24000	0.24	24000	0.24
6	Charaideo	6	18000	0.18	18000	0.18
7	Chirang	2	6000	0.06	6000	0.06
8	Darrang	4	12000	0.12	12000	0.12
9	Dhemaji	5	15000	0.15	15000	0.15
10	Dhubri	6	18000	0.18	18000	0.18
11	Dibrugarh	6	18000	0.18	18000	0.18
12	Dima Hasao	3	9000	0.09	9000	0.09
13	Goalpara	5	15000	0.15	15000	0.15
14	Golaghat	5	15000	0.15	15000	0.15
15	Hailakandi	4	12000	0.12	12000	0.12
16	Hojai	3	9000	0.09	9000	0.09
17	Jorhat	7	21000	0.21	21000	0.21
18	Kamrup M	5	15000	0.15	15000	0.15
19	Kamrup R	12	36000	0.36	36000	0.36
20	Karbi Anglong	4	12000	0.12	12000	0.12
21	Karimganj	5	15000	0.15	15000	0.15
22	Kokrajhar	4	12000	0.12	12000	0.12
23	Lakhimpur	6	18000	0.18	18000	0.18
24	Majuli	1	3000	0.03	3000	0.03
25	Marigaon	3	9000	0.09	9000	0.09
26	Nagaon	10	30000	0.3	30000	0.3
27	Nalbari	5	15000	0.15	15000	0.15
28	Sibsagar	6	18000	0.18	18000	0.18

SL No	Districts	No of Blocks	Fund for Block for Vasectomy Fortnight Monitoring @ 3000 per block	Rs (in Lakh)	Fund for Block for Vasectomy Fortnight Monitoring @ 3000 per block	Rs (in Lakh)
			2024-2025		2025-2026	
29	Sonitpur	5	15000	0.15	15000	0.15
30	South Salmara	2	6000	0.06	6000	0.06
31	Tinsukia	5	15000	0.15	15000	0.15
32	Udalguri	3	9000	0.09	9000	0.09
33	West KarbiAnglong	4	12000	0.12	12000	0.12
<b>Total</b>		<b>165</b>	<b>495000</b>	<b>4.95</b>	<b>495000</b>	<b>4.95</b>

**Name of the Activity: IEC & Promotional Activities for World Population Day Celebration**

**FMR Code: RCH.6 Sl. No.49.5**

**Activity Owner: At State: Consultant FP/ SME**

**At District: DFPC and DME**

**About the Activity:**

Family Planning (Campaign based on global movement that supports the rights of men and women to decide—freely and for themselves—whether, when, and how to plan for a family)

➤ District level launch by Deputy Commissioner with coverage of local media on the importance of family planning methods, supporting the rights of women and girls to decide and choose for Family Planning attended with district level officers of concerned departments, prominent community leaders, social activists, NGOs, Student union leaders, writers etc. & BPM & SDM & HOs

➤ Sub Center level awareness meeting with the local community on various family planning methods, age at marriage and right ways to adopt family planning methods for a happy and healthy family & future

➤ Posters at Health Institutions displaying the various methods of family planning, age at marriage and information of various incentives associated with it

➤ In order to address the issue related to family planning and the rights of the women to decide when to get start a family, age at marriage and youth development it is proposed to be organized in presence of Deputy Commissioner with district level officers of concerned departments, community leaders, social activists, NGOs etc.

➤ Community awareness on issues related to aims and objectives of Family Planning Programme. This is aimed to create an enabling environment in the community to prevent

*Just K. Choudhury - Dr. G. Choudhury*

early marriage by spreading awareness about harmful consequences of early marriage on the families and its effect in the society. To mobilize the community, adolescents/youths of the community, conduct community level meetings and group discussions with adolescents/youths. To instill social responsibility towards the issue of early marriage.

➤ **Deliverables:**

Increase in awareness levels of the community people on age at marriage, various methods of family planning methods as a whole

**District wise Budget Breakup for F.Y 2024-2025**

Sl. No.	Districts	No of Blocks	Sub Centers	Awareness meeting at Sub Centers Rs @500 per Meeting	District level Launch	Street Plays @ 2800 per block	Posters for all Sub Centers @5 Rs per poster SC	Total amount Rs	Total in lakhs
1	Baksa	6	157	78500	5000	16800	785	101085	1.011
2	Barpeta & Bajali	7	268	134000	10000	19600	1340	164940	1.649
3	Biswanath	3	139	69500	5000	8400	695	83595	0.836
4	Bongaigaon	4	109	54500	5000	11200	545	71245	0.712
5	Cachar	8	274	137000	5000	22400	1370	165770	1.658
6	Charaideo	2	79	39500	5000	5600	395	50495	0.505
7	Chirang	2	91	45500	5000	5600	455	56555	0.566
8	Darrang	4	159	79500	5000	11200	795	96495	0.965
9	Dhemaji	5	101	50500	5000	14000	505	70005	0.700
10	Dhubri	5	198	99000	5000	14000	990	118990	1.190
11	Dibrugarh	6	236	118000	5000	16800	1180	140980	1.410
12	DimaHasao	3	80	40000	5000	8400	400	53800	0.538
13	Goalpara	5	155	77500	5000	14000	775	97275	0.973
14	Golaghat	5	149	74500	5000	14000	745	94245	0.942
15	Hailakandi	4	107	53500	5000	11200	535	70235	0.702
16	Hojai	2	98	49000	5000	5600	490	60090	0.601
17	Jorhat	6	111	55500	5000	16800	555	77855	0.779
18	Kamrup M	5	51	25500	5000	14000	255	44755	0.448
19	Kamrup R	12	284	142000	5000	33600	1420	182020	1.820
20	KarbiAnglong	4	118	59000	5000	11200	590	75790	0.758
21	Karimganj	5	234	117000	5000	14000	1170	137170	1.374
22	Kokrajhar	4	165	82500	5000	11200	825	99525	0.995
23	Lakhimpur	6	152	76000	5000	16800	760	98560	0.986
24	Majuli	1	37	18500	5000	2800	185	26485	0.265
25	Marigaon	3	145	72500	5000	8400	725	86625	0.868

*Dr. K. Chakrabarty* — *Dr. Geetanjali*

Sl. No.	Districts	No of Blocks	Sub Centers	Awareness meeting at Sub Centers Rs @500 per Meeting	District level Launch	Street Plays @ 2800 per block	Posters for all Sub Centers @5 Rs per poster SC	Total amount Rs	Total in lakhs
26	Nagaon	9	260	130000	5000	25200	1300	161500	1.615
27	Nalbari	4	126	63000	5000	11200	630	79830	0.798
28	Sibsagar	6	151	75500	5000	16800	755	98055	0.982
29	Sonitpur	4	146	73000	5000	11200	730	89930	0.899
30	South Salmara	2	50	25000	5000	5600	250	35850	0.359
31	Tinsukia	4	171	85500	5000	11200	855	102555	1.026
32	Udalguri	3	150	75000	5000	8400	750	89150	0.895
33	West Karbi Anglong	4	50	25000	5000	11200	250	41450	0.415
<b>Total</b>		<b>154</b>	<b>4801</b>	<b>2400500</b>	<b>170000</b>	<b>431200</b>	<b>24005</b>	<b>3025705</b>	<b>30.240</b>

### District wise Budget Breakup for F.Y 2025-2026

Sl. No.	Districts	No of Blocks	Sub Centers	Awareness meeting at Sub Centers Rs @500 per Meeting	District level Launch	Street Plays @ 2800 per block	Posters for all Sub Centers @5 Rs per poster SC	Total amount Rs	Total in lakhs
1	Baksa	6	157	78500	5000	16800	785	101085	1.011
2	Barpeta & Bajali	7	268	134000	10000	19600	1340	164940	1.649
3	Biswanath	3	139	69500	5000	8400	695	83595	0.836
4	Bongaigaon	4	109	54500	5000	11200	545	71245	0.712
5	Cachar	8	274	137000	5000	22400	1370	165770	1.658
6	Charaideo	2	79	39500	5000	5600	395	50495	0.505
7	Chirang	2	91	45500	5000	5600	455	56555	0.566
8	Darrang	4	159	79500	5000	11200	795	96495	0.965
9	Dhemaji	5	101	50500	5000	14000	505	70005	0.700
10	Dhubri	5	198	99000	5000	14000	990	118990	1.190
11	Dibrugarh	6	236	118000	5000	16800	1180	140980	1.410
12	DimaHaso	3	80	40000	5000	8400	400	53800	0.538
13	Goalpara	5	155	77500	5000	14000	775	97275	0.973
14	Golaghat	5	149	74500	5000	14000	745	94245	0.942
15	Hailakandi	4	107	53500	5000	11200	535	70235	0.702
16	Hojai	2	98	49000	5000	5600	490	60090	0.601
17	Jorhat	6	111	55500	5000	16800	555	77855	0.779

*Jmit Kr. Chaity - Dr. Gueshrajit*



Sl. No.	Districts	No of Blocks	Sub Centers	Awareness meeting at Sub Centers Rs @500 per Meeting	District level Launch	Street Plays @ 2800 per block	Posters for all Sub Centers @5 Rs per poster SC	Total amount Rs	Total in lakhs
18	Kamrup M	5	51	25500	5000	14000	255	44755	0.448
19	Kamrup R	12	284	142000	5000	33600	1420	182020	1.820
20	Karbi Anglong	4	118	59000	5000	11200	590	75790	0.758
21	Karimganj	5	234	117000	5000	14000	1170	137170	1.374
22	Kokrajhar	4	165	82500	5000	11200	825	99525	0.995
23	Lakhimpur	6	152	76000	5000	16800	760	98560	0.986
24	Majuli	1	37	18500	5000	2800	185	26485	0.265
25	Marigaon	3	145	72500	5000	8400	725	86625	0.868
26	Nagaon	9	260	130000	5000	25200	1300	161500	1.615
27	Nalbari	4	126	63000	5000	11200	630	79830	0.798
28	Sibsagar	6	151	75500	5000	16800	755	98055	0.982
29	Sonitpur	4	146	73000	5000	11200	730	89930	0.899
30	South Salmara	2	50	25000	5000	5600	250	35850	0.359
31	Tinsukia	4	171	85500	5000	11200	855	102555	1.026
32	Udalguri	3	150	75000	5000	8400	750	89150	0.895
33	West Karbi Anglong	4	50	25000	5000	11200	250	41450	0.415
<b>Total</b>		<b>154</b>	<b>4801</b>	<b>2400500</b>	<b>170000</b>	<b>431200</b>	<b>24005</b>	<b>3025705</b>	<b>30.240</b>

**Name of the Activity:** IEC and promotional activities for Vasectomy Fortnight Celebration

**FMR Code:** RCH.6 Sl. No.49.6

**Activity owner:**

**At State level: Consultant FP/SME**

**At District level: DFPC& DME**

**About the Activity:** For Vasectomy, a strong IEC-BCC strategy is required for the beneficiaries to come forward and adopt the permanent method of family planning. Through this we also assure the beneficiaries that it is a safe method of it has no other adverse effect on his health and his self-ability.

*Dr. K. B. Choudhury* — *Dr. G. Choudhury*



**District wise Budget Breakup for F.Y 2025-2026**

Sl. No.	District	Sub Centers	Cost for IEC BCC Group DiscussionRs@500 per meeting per SC per Year	Posters @Rs 10 per SC	IPC/Leaflet @ Rs 2 (50 each SC)	Total in Rs	Grand Total (in lakhs)
1	Baksa	157	78500	785	15700	94985	0.950
3	Barpeta	268	134000	1340	26800	162140	1.622
4	Biswanath	139	69500	695	13900	84095	0.842
5	Bongaigaon	109	54500	545	10900	65945	0.660
6	Cachar	274	137000	1370	27400	165770	1.658
7	Charaideo	79	39500	395	7900	47795	0.478
8	Chirang	91	45500	455	9100	55055	0.552
9	Darrang	159	79500	795	15900	96195	0.962
10	Dhemaji	101	50500	505	10100	61105	0.612
11	Dhubri	198	99000	990	19800	119790	1.198
12	Dibrugarh	236	118000	1180	23600	142780	1.428
13	DimaHasao	80	40000	400	8000	48400	0.484
14	Goalpara	155	77500	775	15500	93775	0.938
15	Golaghat	149	74500	745	14900	90145	0.920
16	Hailakandi	107	53500	535	10700	64735	0.650
17	Hojai	98	49000	490	9800	59290	0.593
18	Jorhat	111	55500	555	11100	67155	0.675
19	Kamrup M	51	25500	255	5100	30855	1.718
20	Kamrup R	284	142000	1420	28400	171820	0.309
21	KarbiAnglong	118	59000	590	11800	71390	0.714
22	Karimganj	234	117000	1170	23400	141570	1.416
23	Kokrajhar	165	82500	825	16500	99825	0.998
24	Lakhimpur	152	76000	760	15200	91960	0.920
25	Majuli	37	18500	185	3700	22385	0.225
26	Marigaon	145	72500	725	14500	87725	0.877
27	Nagaon	260	130000	1300	26000	157300	1.573
28	Nalbari	126	63000	630	12600	76230	0.762
29	Sibsagar	151	75500	755	15100	91355	0.914
30	Sonitpur	146	73000	730	14600	88330	0.883
31	South Salmara	50	25000	250	5000	30250	0.303
32	Tinsukia	171	85500	855	17100	103455	1.035
33	Udalguri	150	75000	750	15000	90750	0.908
34	West Karbi Anglong	50	25000	250	5000	30250	0.303
<b>Total</b>		<b>4801</b>	<b>2400500</b>	24005	<b>480100</b>	<b>2904605</b>	<b>29.080</b>

*Dr. K. K. Choudhury* — *Dr. Geetanjali*

**Other Family Planning Activities (RCH 6 SI No 50)**

The following activities are included under this FMR code:

**Name of the Activity**---**Condom box installation in Health Facilities including Tea Garden Hospitals**

**FMR Code**: RCH 6 SI No: 50.1

**Owner of the Activities**-

**At State HQ**: Consultant FP/Consultant FPLMIS/PE

**At District**: DPM, DFPC, DCM

**At Block**: BPM, BCM

**About the Activity**:

- ✓ Condom Boxes are to be installed in the health facilities including TG Hospitals where there is no condom box installed till date.
- ✓ The Replacement of the damaged condom box is to be done as and when needed.
- ✓ The no. of condom boxes in the health facilities will vary according to the demand in that area & the no. of eligible couple catered by that facility.
- ✓ Each condom box in the facility to be given a tagging and should be given a unique number (For eg: Condom Box-1; Condom Box-2 etc.)
- ✓ **Replenishment System**: Each condom box to be replenished every 15 days or as soon as needed based on the consumption.
- ✓ **Monitoring Mechanism**:
  - Each facility to maintain a separate register for condom box replenishment and consumption. The suggestive format is as mentioned below:

	<b>Condom Box-1</b>	<b>Condom Box-2</b>	<b>Condom Box-3</b>
Balance from previous month (in pieces)			
Date of Refilling			
Amount Refilled (in pieces)			
Date of Refilling			
Amount Refilled (in pieces)			
Total Amount Refilled (in pieces) in month			
Balance Quantity left (in pieces) at the end of month			
Total amount consumed/distributed (in pieces) in the month			

*Junit Kr. Choudhury* - *Dr. Geetanjali*

**Flow of Reporting:**

Facility will report to the concerned block which will in-turn report to the concerned districts as per the format:

	Monthly Status
Total Amount Refilled (in pieces) in month	
Balance Quantity left (in pieces) at the end of month	
Total amount consumed/distributed (in pieces) in the month	

The recording & reporting of the condom boxes for replenishment & consumption should be in terms of pieces of condoms & not in terms of packets of condom.

**District wise Budget breakup for Condom boxes Installation for F.Y 2024-2025 and F.Y 2025-2026**

Sl. No.	Name of the District	ELA for Condom Box installation Including replacement of the old or damaged condom boxes	Total fund for Condom Boxes Installation @ Rs. 500/- per condom box	Total Amount (in lakhs) 2024-25	ELA for Condom Box installation Including replacement of the old or damaged condom boxes	Total fund for Condom Boxes Installation @ Rs. 500/- per condom box	Total Amount (in lakhs) 2025-26
1	Baksa	50	25000.00	0.25	50	25000.00	0.25
2	Barpeta	82	41000.00	0.41	82	41000.00	0.41
3	Biswanath	42	21000.00	0.21	42	21000.00	0.21
4	Bongaigaon	35	17500.00	0.18	35	17500.00	0.18
5	Cachar	78	39000.00	0.39	78	39000.00	0.39
6	Charaideo	23	11500.00	0.12	23	11500.00	0.12
7	Chirang	29	14875.00	0.15	29	14875.00	0.15
8	Darrang	50	25000.00	0.25	50	25000.00	0.25
9	Dhemaji	32	16000.00	0.16	32	16000.00	0.16
10	Dhubri	59	29500.00	0.30	59	29500.00	0.30
11	Dibrugarh	69	34500.00	0.35	69	34500.00	0.35
12	Dima Hasao	23	11500.00	0.12	23	11500.00	0.12
13	Goalpara	50	25000.00	0.25	50	25000.00	0.25
14	Golaghat	48	24000.00	0.24	48	24000.00	0.24
15	Hailakandi	32	16000.00	0.16	32	16000.00	0.16
16	Hojai	27	13500.00	0.14	27	13500.00	0.14
17	Jorhat	38	19000.00	0.19	38	19000.00	0.19
18	Kamrup R	91	45625.00	0.46	91	45625.00	0.46
19	Kamrup M	26	13000.00	0.13	26	13000.00	0.13
20	Karbi Anglong	38	18750.00	0.19	38	18750.00	0.19
21	Karimganj	68	34000.00	0.34	68	34000.00	0.34
22	Kokrajhar	52	26000.00	0.26	52	26000.00	0.26
23	Lakhimpur	46	23000.00	0.23	46	23000.00	0.23
24	Majuli	12	6000.00	0.06	12	6000.00	0.06

*Dr. K. C. Gaitanary* — *Dr. G. Chakrabarti*

Sl. No.	Name of the District	ELA for Condom Box installation Including replacement of the old or damaged condom boxes	Total fund for Condom Boxes Installation @ Rs. 500/- per condom box	Total Amount (in lakhs) 2024-25	ELA for Condom Box installation Including replacement of the old or damaged condom boxes	Total fund for Condom Boxes Installation @ Rs. 500/- per condom box	Total Amount (in lakhs) 2025-26
25	Marigaon	40	20000.00	0.20	40	20000.00	0.20
26	Nagaon	86	42750.00	0.43	86	42750.00	0.43
27	Nalbari	46	22875.00	0.23	46	22875.00	0.23
28	Sibsagar	45	22500.00	0.23	45	22500.00	0.23
29	Sonitpur	46	23000.00	0.23	46	23000.00	0.23
30	South Salmara	15	7500.00	0.08	15	7500.00	0.08
31	Tinsukia	50	25000.00	0.25	50	25000.00	0.25
32	Udalguri	45	22500.00	0.23	45	22500.00	0.23
33	West Karbi Anglong	18	9000.00	0.09	18	9000.00	0.09
<b>Total</b>		<b>1490</b>	<b>745375</b>	<b>7.45</b>	<b>1490</b>	<b>745375</b>	<b>7.45</b>

**Name of the Activity---- POL for Family Planning**

**FMR- RCH 6 SI No 50.2**

**Owner of the Activities-**

- At State HQ: Consultant FP/Consultant FPLMIS/PE
- At District: DFPC
- ❖ As Joint DHS /Addl. CM&HO(FW) and DFPC are supposed to visit the VHND sites on every Wednesday to monitor the implementation of community-based Family Planning services in the district.
- ❖ It should be ensured that Eligible Couple register is updated by ASHA/ANM, Line list of beneficiaries eligible for female sterilization or male sterilization is updated and submitted to blocks.
- ❖ It should be ensured that the service register, IUCD cards, MPA Cards are filled up properly.
- ❖ The contraceptives including the PTK should be available in all the facilities and with ASHA
- ❖ Ensure that FP reporting has been done monthly. Validation of the Data in the HMIS & Register to be done
- ❖ The Joint Director or Addl CM&HO is to visit static FDS sites like DH, Medical College, FRU to plan and verify the preparedness of the sites for sterilization of cases.
- ❖ Monitoring of FPLMIS including verification of Commodities present physically & in the portal.

**NOTE: POL Fund under FP division may also be utilized for transportation of Family planning commodities to the subcenter level for timely distribution of Commodities.**

*Junit K. Chakraborty - Dr. G. Chakraborty*

**(a) POL for monitoring of Family Planning activities****District Wise Budget Breakup for the FY 2024-25 & 2025-26**

Sl. No.	Name of the District	Total No. of BPHC	No. of visit per month 2 visit	POL @ 500/visit	Total amount in lakhs (2024-25)	Total amount in lakhs (2025-26)
1	Baksa	6	144	72000	0.720	0.72
2	Barpeta & Bajali	7	168	84000	0.84	0.84
3	Biswanath	4	96	48000	0.480	0.48
4	Bongaigaon	4	96	48000	0.480	0.48
5	Cachar	8	192	96000	0.960	0.96
6	Charaideo	6	144	72000	0.720	0.72
7	Chirang	2	48	24000	0.240	0.24
8	Darrang	4	96	48000	0.480	0.48
9	Dhemaji	5	120	60000	0.600	0.60
10	Dhubri	6	144	72000	0.720	0.72
11	Dibrugarh	6	144	72000	0.720	0.72
12	Dima Hasao	3	72	36000	0.360	0.36
13	Goalpara	5	120	60000	0.600	0.60
14	Golaghat	5	120	60000	0.600	0.60
15	Hailakandi	4	96	48000	0.480	0.48
16	Hojai	3	72	36000	0.360	0.36
17	Jorhat	7	168	84000	0.840	0.84
18	Kamrup M	5	120	60000	0.600	0.60
19	Kamrup R	12	288	144000	1.440	1.44
20	Karbi Anglong	4	96	48000	0.480	0.48
21	Karimganj	5	120	60000	0.600	0.60
22	Kokrajhar	4	96	48000	0.480	0.48
23	Lakhimpur	6	144	72000	0.720	0.72
24	Majuli	1	24	12000	0.120	0.12
25	Marigaon	3	72	36000	0.360	0.36
26	Nagaon	10	240	120000	1.200	1.20
27	Nalbari	5	120	60000	0.600	0.60
28	Sivasagar	6	144	72000	0.720	0.72
29	Sonitpur	5	120	60000	0.600	0.60
30	South Salmara	2	48	24000	0.240	0.24
31	Tinsukia	5	120	60000	0.600	0.60
32	Udalguri	3	72	36000	0.360	0.36
33	West Karbi Anglong	4	96	48000	0.480	0.48
<b>Total</b>		<b>164</b>	<b>3960</b>	<b>1980000.00</b>	<b>19.800</b>	<b>19.80</b>

*Dr. G. Chandrasekhar*  
*Dr. G. Chandrasekhar*

**FPLMIS Monitoring to be done strictly**

Sl. No.	Monitors	Facility	Frequency
1	DFPC/DCM/DDSM	Block warehouse	Monthly 1 BPHC, 2 FRU/CHC
2	BCM/Block Pharmacist	HI store	Monthly 1 PHC, 2 SC, 5 ASHA

**(2) POL for the Surgeons team for the FY 2024-25 & 2025-26:**

Fund is allocated to the districts for deputation of LS Surgeon where there is no trained LS Surgeon or the districts where the surgeon is not yet empaneled after training. (Except Morigaon, Barpeta & Kamrup Metro as the SHQ bears the POL).

Sl No.	Name of the District	Expected No. of FDS (no. of Days) 2024-25	POL cost @ 4000 per day (Approx.)	Total Amount (in Rs.)	Total Amount (in Lakhs) 2024-25	Expected No. of FDS (no. of Days) 2025-26	POL cost @ 4000 per day (Approx.)	Total Amount (In Rs)	Total Amount (in Lakhs) 2025-26
1	Baksa	22	88000	88000	0.88	22	88000	88000	0.88
2	Biswanath	10	40000	40000	0.4	10	40000	40000	0.40
3	Bongaigaon	10	40000	40000	0.4	10	40000	40000	0.40
4	Chirang	12	48000	48000	0.48	12	48000	48000	0.48
5	Dima Hasao	5	20000	20000	0.2	5	20000	20000	0.20
6	Goalpara	20	80000	80000	0.8	12	48000	48000	0.48
7	Hojai	12	48000	48000	0.48	12	48000	48000	0.48
8	Majuli	5	20000	20000	0.2	5	20000	20000	0.20
9	South Salmara	5	20000	20000	0.2	5	20000	20000	0.20
10	Udalguri	12	48000	48000	0.48	10	40000	40000	0.40
	<b>Total</b>	<b>113</b>	<b>452000</b>	<b>452000</b>	<b>4.52</b>	<b>103</b>	<b>412000</b>	<b>412000</b>	<b>4.12</b>

*Dr. K. L. Choudhury* — *Dr. Geetanjali*



**Name of the Activity:** -ASHA incentive under ESB scheme for ensuring 3 years spacing between two Child birth & delaying of first Child by 2 years.

**FMR Code:** RCH 6. SL No 50.3

**Owner of the Activities-**

- **At State HQ: Consultant Family Planning/PE/ SCM**
- **At District: DPM, DFPC, DCM**
- **At Block: BPM, BCM**

**Key Activities to be done:**

- 1) Line listing of the newly married Couples
- 2) Line listing of the newly married couple who have opted 2 years for delaying of the first child
- 3) Line listing of the eligible couple who have 1 child to ensure spacing of 3 years before the birth of 2<sup>nd</sup> Child
- 4) The line listing of the teenage marriages to be maintained & delaying of Family Planning should be ensured.

**About Implementation of the activity:**

1) To approve the ASHA Claims in this regard, the Registration of marriage will have to be verified against the beneficiaries mentioned for delaying of 1<sup>st</sup> child by 2 years.

2) In order to verify the claim for ensuring 3 years spacing between two child, Birth Certificate of the 1<sup>st</sup> child is to be verified.

**District wise Budget breakup for ASHA incentive under ESB Scheme for F.Y 2024-2025**

Sno	Districts	Expected no. of beneficiary for Delaying 1 <sup>st</sup> child by 2 yrs.	Expected No. of Beneficiary for Spacing	Total ELA for Spacing and delaying	Budget 2024-25			
					ASHA incentive for Delaying @500/-	ASHA incentive for Spacing @500/-	Total Amount (in Rs.)	Total Amount (in Lakhs)
1	Baksa	1014	3518	4532	507000	1759000	2266000	22.65
2	Barpeta	1974	6113	8087	987000	3056500	4043500	40.44
3	Bongaigaon	1047	2015	3062	523500	1007500	1531000	15.31
4	Cachar	899	4770	5669	449500	2385000	2834500	28.35
5	Chirang	1947	4030	5977	973500	2015000	2988500	29.88
6	Darrang	2938	2599	5537	1469000	1299500	2768500	27.68
7	Dhemaji	783	3540	4323	391500	1770000	2161500	21.62
8	Dhubri	1411	3142	4553	705500	1571000	2276500	22.75
9	Dibrugarh	1440	3130	4570	720000	1565000	2285000	22.85
10	Dima Hasao	1421	5302	6723	710500	2651000	3361500	33.62
11	Goalpara	5187	4210	9397	2593500	2105000	4698500	46.98
12	Golaghat	119	393	512	59500	196500	256000	2.56
13	Hailakandi	523	3995	4518	261500	1997500	2259000	22.58

*Dr. K. B. Choudhury - Dr. G. Choudhury*

Sno	Districts	Expected no. of beneficiary for Delaying 1 <sup>st</sup> child by 2 yrs.	Expected No. of Beneficiary for Spacing	Total ELA for Spacing and delaying	Budget 2024-25			
					ASHA incentive for Delaying @500/-	ASHA incentive for Spacing @500/-	Total Amount (in Rs.)	Total Amount (in Lakhs)
14	Jorhat	3800	5761	9561	1900000	2880500	4780500	47.80
15	Kamrup Metro	309	1900	2209	154500	950000	1104500	11.05
16	Kamrup Rural	224	1754	1978	112000	877000	989000	9.88
17	Karbi Anglong	2658	2477	5135	1329000	1238500	2567500	25.68
18	Karimganj	650	2200	2850	325000	1100000	1425000	14.25
19	Kokrajhar	1668	10850	12518	834000	5425000	6259000	62.59
20	Lakhimpur	483	628	1111	241500	314000	555500	5.56
21	Morigaon	1082	1800	2882	541000	900000	1441000	14.40
22	Nagaon	615	2035	2650	307500	1017500	1325000	13.25
23	Nalbari	2598	3780	6378	1299000	1890000	3189000	31.89
24	Sivasagar	567	540	1107	283500	270000	553500	5.54
25	Sonitpur	1570	3000	4570	785000	1500000	2285000	22.85
26	Tinsukia	2801	5284	8085	1400500	2642000	4042500	40.43
27	Udalguri	2209	5550	7759	1104500	2775000	3879500	38.80
28	Biswanath	3124	2557	5681	1562000	1278500	2840500	28.41
29	Charaideo	1277	2070	3347	638500	1035000	1673500	16.74
30	Hojai	216	453	669	108000	226500	334500	3.35
31	Majuli	3080	3021	6101	1540000	1510500	3050500	30.51
32	South Salmara	1247	3436	4683	623500	1718000	2341500	23.42
33	West Karbi Anglong	309	516	825	154500	258000	412500	4.13
<b>Total</b>		<b>51190</b>	<b>106369</b>	<b>157559</b>	<b>25595000</b>	<b>53184500</b>	<b>78779500</b>	<b>787.80</b>

*Junit Kr. Choudhury* — *Dr. Gyeelanjali*

**Distict wise budget break up for F.Y 2025-2026**

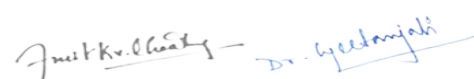
Sno	Name of the District	Expected No. of Beneficiary for Delaying	Expected No. of Beneficiary for Spacing	ELA for Spacing and delaying	Budget 2025-26			
					ASHA incentivefor Delaying @500/-	ASHA incentivefor Spacing @500/-	Total Amount (in Rs.)	Total Amount (in Lakhs)
1	Baksa	1115	3870	4985	557500	1935000	2492500	24.92
2	Barpeta	2171	6725	8896	1085500	3362500	4448000	44.48
3	Bongaigaon	1150	2218	3368	575000	1109000	1684000	16.84
4	Cachar	989	5247	6236	494500	2623500	3118000	31.18
5	Chirang	2142	4433	6575	1071000	2216500	3287500	32.88
6	Darrang	3232	2859	6091	1616000	1429500	3045500	30.45
7	Dhemaji	861	3894	4755	430500	1947000	2377500	23.78
8	Dhubri	1552	3456	5008	776000	1728000	2504000	25.04
9	Dibrugarh	1584	3443	5027	792000	1721500	2513500	25.14
10	Dima Hasao	1563	5832	7395	781500	2916000	3697500	36.98
11	Goalpara	5706	4631	10337	2853000	2315500	5168500	51.68
12	Golaghat	131	432	563	65500	216000	281500	2.82
13	Hailakandi	575	4395	4970	287500	2197500	2485000	24.85
14	Jorhat	4180	6337	10517	2090000	3168500	5258500	52.58
15	Kamrup Metro	340	2090	2430	170000	1045000	1215000	12.15
16	Kamrup Rural	246	1930	2176	123000	965000	1088000	10.88
17	Karbi Anglong	2920	2720	5640	1460000	1360000	2820000	28.20
18	Karimganj	820	3120	3940	410000	1560000	1970000	19.70
19	Kokrajhar	1830	11870	13700	915000	5935000	6850000	68.50
20	Lakhimpur	531	691	1222	265500	345500	611000	6.11
21	Morigaon	1170	1980	3150	585000	990000	1575000	15.75
22	Nagaon	680	2370	3050	340000	1185000	1525000	15.25
23	Nalbari	2858	4158	7016	1429000	2079000	3508000	35.08
24	Sivasagar	624	594	1218	312000	297000	609000	6.09
25	Sonitpur	1727	3300	5027	863500	1650000	2513500	25.14
26	Tinsukia	3080	5820	8900	1540000	2910000	4450000	44.50
27	Udalguri	2400	6100	8500	1200000	3050000	4250000	42.50
28	Biswanath	3436	2813	6249	1718000	1406500	3124500	31.24
29	Charaideo	1405	2275	3680	702500	1137500	1840000	18.40
30	Hojai	238	498	736	119000	249000	368000	3.68
31	Majuli	3366	3334	6700	1683000	1667000	3350000	33.50
32	South Salmara	1370	4080	5450	685000	2040000	2725000	27.25
33	West KarbiAnglong	340	568	908	170000	284000	454000	4.54
<b>Total</b>		<b>56332</b>	<b>118083</b>	<b>174415</b>	<b>28166000</b>	<b>59041500</b>	<b>87207500</b>	<b>872.08</b>

*Junit Kr. Choudhury* — *Dr. Gyeelamjati*

**Name of the Activity: - ASHA incentive under ESB scheme for ensuring acceptance of limiting method after 2<sup>nd</sup> Child.****FMR Code: RCH 6 SI No 50.4****Owner of the Activities-**

- At State HQ: Consultant Family Planning/PE/ SCM
- At District: DPM, DFPC, DCM
- At Block: BPM, BCM

Sl.	District	ELA For Limiting 2024-2025	ASHA Incentive for limiting @1000 per Beneficiary	Total Amount (In lakh)	ELA For Limiting 2025-2026	ASHA incentive for Limiting @1000/-	Total Amount (in Lakhs) 2025-26
1	Baksa	450	450000	4.50	493	493000	4.93
2	Barpeta	2300	2300000	23.00	2425	2425000	24.25
3	Biswanath	823	823000	8.23	895	895000	8.95
4	Bongaigaon	742	742000	7.42	786	786000	7.86
5	Cachar	2113	2113000	21.13	2283	2283000	22.83
6	Charaideo	511	511000	5.11	561	561000	5.61
7	Chirang	260	260000	2.60	276	276000	2.76
8	Darrang	904	904000	9.04	972	972000	9.72
9	Dhemaji	697	697000	6.97	743	743000	7.43
10	Dhubri	631	631000	6.31	679	679000	6.79
11	Dibrugarh	2419	2419000	24.19	2627	2627000	26.27
12	Dima Hasao	105	105000	1.05	110	110000	1.10
13	Goalpara	1253	1253000	12.53	1343	1343000	13.43
14	Golaghat	990	990000	9.90	1059	1059000	10.59
15	Hailakandi	573	573000	5.73	620	620000	6.20
16	Hojai	333	333000	3.33	359	359000	3.59
17	Jorhat	1631	1631000	16.31	1756	1756000	17.56
18	Kamrup M	1415	1415000	14.15	1393	1393000	13.93
19	Kamrup R	4619	4619000	46.19	5007	5007000	50.07
20	Karbi Anglong	340	340000	3.40	353	353000	3.53
21	Karimganj	690	690000	6.90	746	746000	7.46
22	Kokrajhar	164	164000	1.64	179	179000	1.79
23	Lakhimpur	1670	1670000	16.70	1793	1793000	17.93
24	Majuli	90	90000	0.90	99	99000	0.99
25	Marigaon	939	939000	9.39	1013	1013000	10.13
26	Nagaon	661	661000	6.61	704	704000	7.04
27	Nalbari	961	961000	9.61	1038	1038000	10.38
28	Sibsagar	844	844000	8.44	919	919000	9.19



Sl.	District	ELA For Limiting 2024-2025	ASHA Incentive for limiting @1000 per Beneficiary	Total Amount (In lakh)	ELA For Limiting 2025-2026	ASHA incentive for Limiting @1000/-	Total Amount (in Lakhs) 2025-26
29	Sonitpur	1332	1332000	13.32	1433	1433000	14.33
30	South Salmara	55	55000	0.55	61	61000	0.61
31	Tinsukia	3720	3720000	37.20	4003	4003000	40.03
32	Udalguri	282	282000	2.82	307	307000	3.07
33	West KarbiAnglong	65	65000	0.65	68	68000	0.68
	<b>Total</b>	<b>34582</b>	<b>34582000</b>	<b>345.82</b>	<b>37103</b>	<b>37103000</b>	<b>371.03</b>

**Name of the Activity**---FP QAC Meetings

**FMR Code** RCH 6 SI No.: 50.11

**Owner of the Activities-**

- At State HQ: Consultant FP/ Consultant FPLMIS/PE
- At District: DPM, DFPC

**About the Activity:**

**The meeting committee comprises of the following officials.**

- 1) The Deputy Commissioner or ADC (Health)
- 2) Joint Director of Health Services Cum Member Secretary
- 3) Additional CM&HO, DHS
- 4) Empaneled O&G Specialist (from Public Health Institution)
- 5) Empaneled Surgeon from (Public Health Institution)

(Anesthesiologist can be called in the meeting)

The following Points should be covered in the meeting—

- ❖ Overall performance of the family planning in the quarter
- ❖ Specific intervention if needed in any area to be discussed
- ❖ Empanelment of newly trained sterilization and PPIUCD service provider
- ❖ Review, report & process the claims received related to sterilization failure, complications or deaths under FPIS Scheme.
- ❖ Medical audit of all the deaths to be done and should be reported to the state immediately
- ❖ In case a facility reports sterilization related death, the convener of the DQAC should inform the convener of the SQAC within 24 hours.
- ❖ The meeting should be conducted quarterly and the meeting minutes to be submitted to State HQ for onward submission to GOI.

*Dr. K. Choudhury* — *Dr. G. Choudhury*

**District wise Budget Breakup for F.Y 24-25 & 25-26**

Sl. No.	Districts	No. of Dist. Level Meetings: Quarterly Meetings	Fund for 4 meetings @ Rs 2500 for 1 meeting	No. of Dist. Level Meetings: Quarterly Meetings.	Fund for 4 meetings @ Rs 2500 for 1 meeting
1	Baksa	4	10000	4	10000
2	Barpeta & Bajali	8	20000	8	20000
3	Biswanath	4	10000	4	10000
4	Bongaigaon	4	10000	4	10000
5	Cachar	4	10000	4	10000
6	Charaideo	4	10000	4	10000
7	Chirang	4	10000	4	10000
8	Darrang	4	10000	4	10000
9	Dhemaji	4	10000	4	10000
10	Dhubri	4	10000	4	10000
11	Dibrugarh	4	10000	4	10000
12	Dima Hasao	4	10000	4	10000
13	Goalpara	4	10000	4	10000
14	Golaghat	4	10000	4	10000
15	Hailakandi	4	10000	4	10000
16	Hojai	4	10000	4	10000
17	Jorhat	4	10000	4	10000
18	Kamrup Metro	4	10000	4	10000
19	Kamrup Rural	4	10000	4	10000
20	Karbi Anglong	4	10000	4	10000
21	Karimganj	4	10000	4	10000
22	Kokrajhar	4	10000	4	10000
23	Lakhimpur	4	10000	4	10000
24	Majuli	4	10000	4	10000
25	Morigaon	4	10000	4	10000
26	Nagaon	4	10000	4	10000
27	Nalbari	4	10000	4	10000
28	Sivasagar	4	10000	4	10000
29	Sonitpur	4	10000	4	10000
30	South Salmara	4	10000	4	10000
31	Tinsukia	4	10000	4	10000
32	Udalguri	4	10000	4	10000
33	West Karbi Anglong	4	10000	4	10000
	<b>Total</b>	<b>136</b>	<b>340000</b>	<b>136</b>	<b>340000</b>

*Junit Kr. O. Ghoshy - Dr. Geetanjali*

**Name of the activity- Installation of Self Care Kit****FMR Code- RCH 6 SL.NO 50.17****Owner of the Activity:****At State: Consultant FP/ Consultant FPLMIS/ Program Executive-FP****At District: DPM/DFPC****About the Activity:**

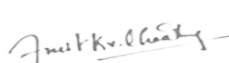

- ❖ The self-care kit is a kit comprising of 3 compartments
- ❖ The compartment comprises of EC pill, Condoms & PTK
- ❖ The record of the Commodities filled up in the kit to be maintained.

**(The Guideline along with the specification of the Kit has been shared already)****Implementation of the Activity**

- ❖ In the year 2024-2025, In all the HWCs & District Hospitals are to be taken up for installation of Self Care Kits.
- ❖ In the Year 25-26, SDCH, PHC & CHC level facilities should be taken up for installation of self-care kits.

**District wise Budget Breakup for Installation of Self Care kit for F.Y 2024-2025 & 2025 -2026**

SL No.	Districts	2024-2025		2025-2026	
		Total Health Institutions	Total Budget @ Rs 500 Per self-care kit (lakhs)	Total Health Institutions	Total Budget @ Rs 500 Per self-care kit (lakhs)
1	Baksa	100.0	0.5	101	0.505
2	Barpeta	165.0	0.825	165	0.825
3	Biswanath	85.0	0.425	85	0.425
4	Bongaigaon	70.0	0.35	72	0.36
5	Cachar	158.0	0.79	155	0.775
6	Charaideo	50.0	0.25	50	0.25
7	Chirang	60.0	0.3	58	0.29
8	Darrang	100.0	0.5	100	0.5
9	Dhemaji	65.0	0.325	65	0.325
10	Dhubri	120.0	0.6	120	0.6
11	Dibrugarh	140.0	0.7	140	0.7
12	Dima Hasao	48.0	0.24	48	0.24
13	Goalpara	100.0	0.5	100	0.5
14	Golaghat	100.0	0.5	100	0.5
15	Hailakandi	60.0	0.3	62	0.31
16	Hojai	55.0	0.275	56	0.28
17	Jorhat	78.0	0.39	75	0.375
18	Kamrup R	180.0	0.9	183	0.915

SL No.	Districts	2024-2025		2025-2026	
		Total Health Institutions	Total Budget @ Rs 500 Per self-care kit (lakhs)	Total Health Institutions	Total Budget @ Rs 500 Per self-care kit (lakhs)
19	Kamrup M	53.0	0.265	52	0.26
20	Karbi Anglong	75.0	0.375	74	0.37
21	Karimganj	135.0	0.675	135	0.675
22	Kokrajhar	100.0	0.5	100	0.5
23	Lakhimpur	97.0	0.485	96	0.48
24	Majuli	25.0	0.125	24	0.12
25	Marigaon	94.0	0.47	94	0.47
26	Nagaon	170.0	0.85	170	0.85
27	Nalbari	92.0	0.46	92	0.46
28	Sibsagar	92.0	0.46	92	0.46
29	Sonitpur	93.0	0.465	92	0.46
30	South Salmara	30.0	0.15	31	0.155
31	Tinsukia	104.0	0.52	104	0.52
32	Udalguri	90.0	0.45	92	0.46
33	West Karbianglong	34.0	0.17	35	0.175
<b>Total</b>		<b>3018</b>	<b>15.09</b>	<b>3018</b>	<b>15.09</b>

Dr. K. K. Choudhury — Dr. Geetanjali



**TRAININGS under National Family Planning Program****Responsible Person at District level for all the trainings under Family Planning Division:**

- DPM/DFPC/In-charge DFPC & DDSM (for FPLMIS Training)

**Name of the Activity: -Laparoscopic Sterilization Training****FMR- RCH 6 Sl. No. 42.4****For the F.Y 24-25, the fund for Laparoscopic Sterilization training will be allocated to the following districts:**

- 1) Karbi Anglong – Diphu Medical College
- 2) Nagaon- Nagaon Medical College
- 3) Sonitpur- Tezpur Medical college
- 4) Lakhimpur- Lakhimpur Medical College

**Note:**

If any district provides training to a Staff Nurse or OT assistant, then DA should be Rs 200/- as per norms

<b>Tentative Budget Breakup</b>						
1. Category of Participants:		O&G Specialists				
4. Duration of Training:		12 Days				
<b>Budget Per Batch</b>						
SL. No	Component	Category	Rate (In Rs.)	No. of Days	Unit	Amount in Rs.
1	DA for Participants	O& G Specialist	300	12	3	10800
2	TA for Participants (on actual)	O& G Specialist	1,000	2	3	6000
3	Accommodation for Participants	O& G Specialist	1,200	12	3	43200
4	Honorarium to Resource Person	HOD/Prof from Dept of O&G, Medical College	500	12	4	24000
5	Working Lunch & Tea, Snacks etc.	Participants	350	12	10	42000
6	Stationary (Training materials, Pad, Pen etc.)	Participants	120	1	3	360
7	Contingency				1000	1000
<b>Total Amount per Batch</b>						<b>127360</b>

*Junit Kr. Choudhary* — *Dr. Geetanjali*

**For the F.Y 24-25, the fund for Laparoscopic Sterilization training will be allocated to the following districts:**

- 1) Karbi Anglong – Diphu Medical College
- 2) Nagaon- Nagaon Medical College
- 3) Sonitpur- Tezpur Medical college
- 4) Lakhimpur- Lakhimpur Medical College

**Note:**

If any district provides training to a Staff Nurse or OT assistant, then DA should be Rs 200/- as per norms.

**District wise Budget breakup for 24-25**

Districts	2024-2025	
	No. of Batches	Budget (In lakh)
Nagaon	1	1,27,360
Sonitpur	1	1,27,360
Lakhimpur	1	1,27,360
Karbi Anglong	1	1,27,360

**Name of the Activity- Training of Medical officers on NSV**

**FMR Code- RCH 6 Sl. No. 43.3**

**The NSV Training for Financial Year 24-25 is allocated to Lakhimpur District**

Estimated Budget Breakup						
1. Category of Participants: MBBS/ General Surgeon/ Obstetrics & Gynae						
2. Duration of Training: 5 Days						
3. Participants per Batch: 3 Nos						
Sl. No.	Component	Category	Amount	No. of Days	No. of participants	Amount in Rs.
1	DA	Medical Officer	300	5	3	4500
2	TA	Medical Officer (on actual)	1000	2	3	6000
3	Accommodation for Participants	Medical officer	1500	5	3	22500
4	Honorarium	Resource Person	1000	5	2	10000
5	Working lunch, tea, snacks etc.	Participant + 3 Extra	350	5	8	14000
6	Training materials, Photocopy, Stationaries etc.	Participants	300	1	3	900
7	Contingency				2000	2000
<b>Total Amount per Batch</b>						<b>59900</b>

*Dr. K. Choudhury* — *Dr. G. Choudhury*

**IUCD Training**

The following points should be covered in the Integrated IUCD Training

- 1) Overview of family planning methods including new contraceptives
- 2) Technical update on IUCD
- 3) Key messages of IUCD Counselling
- 4) Selection of clients for IUCD
- 5) Medical Eligibility criteria & client assessment for Interval IUCD
- 6) Knowledge about Timing of Initiation of Postpartum Family planning & updates on PPIUCD
- 7) Infection Prevention
- 8) Follow up care of clients opted for Interval IUCD/PPIUCD services
- 9) Management of Side effects & other hormonal changes associated with IUCD with a special focus to Menstrual changes.
- 10) Knowledge about how to address the myths & misconceptions related to IUCD
- 11) Timing of initiation of Post Abortion Family Planning along with updates about PAIUCD
- 12) Record keeping & reporting of Interval IUCD/PPIUCD/PAIUCD
- 13) Hands on IUCD insertion to be done by each participant during training.

**Note:**

The Medical officers trained on IUCD will provide training at their block level/sector level or SN/ANM/CHO of their respective facilities in order to increase the pool of service provider & also to make the service available for all the beneficiaries opting for this.

**Name of the Activity: -- IUCD Training of Medical Officers****FMR- RCH 6 Sl. No. 44.9**

Estimated budget breakup						
1. Category of Participants: <b>Medical Officers</b>						
2. Duration of Training: <b>5 Days</b>						
3. Participants per Batch: <b>10 No. s</b>						
Estimated Budget per Batch						
SL. No.	Component	Category	Rate (In Rs.)	No. of Days	Unit	Amount in Rs.
1	DA for Participants	MO	300	5	10	15,000
2	TA for Participants (on Actual)	MO	300	2	10	6,000
3	Honorarium to Resource Person	Resource Person	500	5	2	5,000
4	Working Lunch & Tea, Snacks, water bottle etc.	Participants + 5 extra	250	5	15	18,750
5	Training Materials	Participants	250	1	10	2,500
6	Contingency				2000	2,000
<b>Total Budget per Batch</b>						<b>49,250</b>

*Junit K. Choudhury - Dr. Geetanjali*

**District wise budget breakup for 24-25 &25-26**

	Districts	2024-2025		2025-2026	
		No. of Batches	Budget (In lakh)	No. of Batches	Budget (In lakh)
1	Baksa	1	0.4925	1	0.4925
2	Barpeta	2	0.985	2	0.985
3	Biswanath	1	0.4925	1	0.4925
4	Bongaigaon	1	0.4925	1	0.4925
5	Cachar	1	0.4925	1	0.4925
6	Charaideo	1	0.4925	1	0.4925
7	Chirang	1	0.4925	1	0.4925
8	Darrang	1	0.4925	1	0.4925
9	Dhemaji	1	0.4925	1	0.4925
10	Dhubri	1	0.4925	1	0.4925
11	Dibrugarh	1	0.4925	1	0.4925
12	Dima Hasao	1	0.4925	1	0.4925
13	Goalpara	1	0.4925	1	0.4925
14	Golaghat	1	0.4925	1	0.4925
15	Hailakandi	1	0.4925	1	0.4925
16	Hojai	1	0.4925	1	0.4925
17	Jorhat	1	0.4925	1	0.4925
18	Kamrup	1	0.4925	1	0.4925
19	Kamrup Metro	1	0.4925	1	0.4925
20	Karbi Anglong	1	0.4925	1	0.4925
21	Karimganj	1	0.4925	1	0.4925
22	Kokrajhar	1	0.4925	1	0.4925
23	Lakhimpur	1	0.4925	1	0.4925
24	Majuli	1	0.4925	1	0.4925
25	Marigaon	1	0.4925	1	0.4925
26	Nagaon	1	0.4925	1	0.4925
27	Nalbari	1	0.4925	1	0.4925
28	Sivasagar	1	0.4925	1	0.4925
29	Sonitpur	1	0.4925	1	0.4925
30	South Salmara	1	0.4925	1	0.4925
31	Tinsukia	1	0.4925	1	0.4925
32	Udalguri	1	0.4925	1	0.4925
33	West Karbi Anglong	1	0.4925	1	0.4925
	<b>Total</b>	<b>34</b>	<b>16.745</b>	<b>34</b>	<b>16.745</b>

*Dr. K. K. Choudhury* — *Dr. Geetanjali*

**Name of the Activity: - IUCD Training for Staff Nurse/CHO/ANM (2 batches per district)****FMR- RCH 6 Sl. No 44.10**

Integrated IUCD Training SN/ANM/CHO						
1. Category of Participants: <b>SN/CHO/ANM</b>						
2. Duration of Training: <b>5 Days</b>						
3. Participants per Batch : <b>10</b>						
Estimated Budget per Batch						
SL. No.	Component	Category	Rate (In Rs.)	No. of Days	Unit	Amount in Rs.
1	DA for Participants	SN/CHO/ANM	200	5	10	10,000
2	TA for Participants (on Actual)	SN/CHO/ANM	300	2	10	6,000
3	Honorarium to Resource Person	Resource Person	500	5	2	5,000
4	Working Lunch & Tea, Snacks, water bottle etc.	Participants	250	5	15	18,750
5	Stationary (Training materials, Pad, Pen etc.)	Participants	200	1	10	2,000
6	Contingency				2000	2,000
<b>Total Budget for 1 Batch</b>						<b>43,750</b>

**District wise Budget Breakup for 24-25 & 25-26**

Sl. No.	Name of the Districts	2024-2025		2025-2026	
		No. of Batches	Budget (In lakh)	No. of Batches	Budget (In lakh)
1	Baksa	2	0.875	2	0.875
2	Barpetai	4	1.75	4	1.75
3	Biswanath	2	0.875	2	0.875
4	Bongaigaon	2	0.875	2	0.875
5	Cachar	2	0.875	2	0.875
6	Charaideo	2	0.875	2	0.875
7	Chirang	2	0.875	2	0.875
8	Darrang	2	0.875	2	0.875
9	Dhemaji	2	0.875	2	0.875
10	Dhubri	2	0.875	2	0.875
11	Dibrugarh	2	0.875	2	0.875
12	Dima Hasao	2	0.875	2	0.875
13	Goalpara	2	0.875	2	0.875

*Dr. Geetanjali*

Sl. No.	Name of the Districts	2024-2025		2025-2026	
		No. of Batches	Budget (In lakh)	No. of Batches	Budget (In lakh)
14	Golaghat	2	0.875	2	0.875
15	Hailakandi	2	0.875	2	0.875
16	Hojai	2	0.875	2	0.875
17	Jorhat	2	0.875	2	0.875
18	Kamrup R	2	0.875	2	0.875
19	Kamrup M	2	0.875	2	0.875
20	Karbi Anglong	2	0.875	2	0.875
21	Karimganj	2	0.875	2	0.875
22	Kokrajhar	2	0.875	2	0.875
23	Lakhimpur	2	0.875	2	0.875
24	Majuli	2	0.875	2	0.875
25	Marigaon	2	0.875	2	0.875
26	Nagaon	2	0.875	2	0.875
27	Nalbari	2	0.875	2	0.875
28	Sibsagar	2	0.875	2	0.875
29	Sonitpur	2	0.875	2	0.875
30	South Salmara	2	0.875	2	0.875
31	Tinsukia	2	0.875	2	0.875
32	Udalguri	2	0.875	2	0.875
33	West KarbiAnglong	2	0.875	2	0.875
<b>Total</b>		<b>68</b>	<b>29.75</b>	<b>68</b>	<b>29.75</b>

*Dr. Geetanjali*

**INJECTABLE MPA TRAINING****The following agenda points are to be covered in Injectable MPA training under Antara Program**

1. Overview of the Family Planning program
2. Overview of the Technical aspects of Injectable MPA-(I/M) with a special focus to grace periods/Drop out cases.
3. Counselling with a special focus to the Menstrual changes following Injectable MPA use
4. Knowledge about addressing the myths & misconceptions related to injectable MPA.
5. Client Assessment using WHO-Medical Eligibility criteria
6. Follow-up care and management of the side-effects
7. Infection prevention & safe injection practice
8. Record keeping & reporting

**Note:** Hailakandi, Goalpara & Nagaon Districts should conduct trainings for Injectable MPA-Subcutaneous as well along with Injectable MPA-I/m

**Name of the Activity: -- Injectable Training of Medical Officers**

**FMR Code RCH 6 SL No. 45.4**

Injectable MPA Under Antara Program						
1. Category of Participants:		Medical Officers				
2. Duration of Training:		1 Day				
3. Participants per Batch:		10 no's				
Tentative Budget Breakup						
SL. No.	Component	Category	Rate (in Rs.)	No. of Days	Unit	Amount (in Rs.)
1	DA for Participants	MO	300	1	10	3000.00
2	TA for Participants (on actual)	MO	300	1	10	3000.00
3	Honorarium to resource Person	Resource Person	500	1	2	1000.00
4	Working Lunch & Tea, Snacks etc.	Participants	250	1	15	3750.00
5	Stationary (Training materials, Pad, Pen etc.)	Participants	300	1	12	3600.00
6	Contingency (Banner etc.)	3000				3000.00
<b>Total Amount per Batch</b>						<b>17350.00</b>

*Junit K. Choudhury* — *Dr. Geetanjali*

**District wise budget breakup for F.Y 2024-25 & 2025-2026**

Sl. No.	Districts	2024-2025		2025-2026	
		No. of Batches	Budget (In lakh)	No. of Batches	Budget (In lakh)
1	Baksa	1	0.1735	1	0.1735
2	Barpeta	2	0.347	2	0.347
3	Biswanath	1	0.1735	1	0.1735
4	Bongaigaon	1	0.1735	1	0.1735
5	Cachar	1	0.1735	1	0.1735
6	Charaideo	1	0.1735	1	0.1735
7	Chirang	1	0.1735	1	0.1735
8	Darrang	1	0.1735	1	0.1735
9	Dhemaji	1	0.1735	1	0.1735
10	Dhubri	1	0.1735	1	0.1735
11	Dibrugarh	1	0.1735	1	0.1735
12	Dima Hasao	1	0.1735	1	0.1735
13	<b>Goalpara</b>	2	0.347	2	0.347
14	Golaghat	1	0.1735	1	0.1735
15	<b>Hailakandi</b>	2	0.347	2	0.347
16	Hojai	1	0.1735	1	0.1735
17	Jorhat	1	0.1735	1	0.1735
18	Kamrup R	1	0.1735	1	0.1735
19	Kamrup M	1	0.1735	1	0.1735
20	Karbi Anglong	1	0.1735	1	0.1735
21	Karimganj	1	0.1735	1	0.1735
22	Kokrajhar	1	0.1735	1	0.1735
23	Lakhimpur	1	0.1735	1	0.1735
24	Majuli	1	0.1735	1	0.1735
25	Marigaon	1	0.1735	1	0.1735
26	Nagaon	2	0.347	2	0.347
27	Nalbari	1	0.1735	1	0.1735
28	Sibsagar	1	0.1735	1	0.1735
29	Sonitpur	1	0.1735	1	0.1735
30	South Salmara	1	0.1735	1	0.1735
31	Tinsukia	1	0.1735	1	0.1735
32	Udalguri	1	0.1735	1	0.1735
33	West Karbi Anglong	1	0.1735	1	0.1735
<b>Total</b>		<b>37</b>	<b>6.4195</b>	<b>37</b>	<b>6.4195</b>

Dr. K. K. Choudhury  
Dr. G. G. Choudhury





Sl. No.	Districts	2024-2025		2025-2026	
		No. of Batches	Budget (In lakh)	No. of Batches	Budget (In lakh)
11	Dibrugarh	1	0.333	1	0.333
12	Dima Hasao	1	0.333	1	0.333
13	Goalpara	2	0.666	2	0.666
14	Golaghat	1	0.333	1	0.333
15	Hailakandi	2	0.666	2	0.666
16	Hojai	1	0.333	1	0.333
17	Jorhat	1	0.333	1	0.333
18	Kamrup R	1	0.333	1	0.333
19	Kamrup M	1	0.333	1	0.333
20	Karbi Anglong	1	0.333	1	0.333
21	Karimganj	1	0.333	1	0.333
22	Kokrajhar	1	0.333	1	0.333
23	Lakhimpur	1	0.333	1	0.333
24	Majuli	1	0.333	1	0.333
25	Marigaon	1	0.333	1	0.333
26	Nagaon	2	0.666	2	0.666
27	Nalbari	1	0.333	1	0.333
28	Sibsagar	1	0.333	1	0.333
29	Sonitpur	1	0.333	1	0.333
30	South Salmara	1	0.333	1	0.333
31	Tinsukia	1	0.333	1	0.333
32	Udalguri	1	0.333	1	0.333
33	West Karbi Anglong	1	0.333	1	0.333
<b>Total</b>		<b>37</b>	<b>12.321</b>	<b>37</b>	<b>12.321</b>

*Dr. K. K. Choudhury* — *Dr. Geetanjali*

**FPLMIS Training****Name of the Activity: --- 1-day FPLMIS Training for ASHA****FMR Code- RCH 6 Sl. No. 48.1**

FPLMIS training ASHA						
1. Category of Participants:		ASHA Supervisor				
2. Duration of Training:		1 Day				
3. Participants per Batch:		45 no's				
Budget Per Batch						
SL. No.	Component	Category	Rate (in Rs.)	No. of Days	Unit	Amount (in Rs.)
1	DA for Participants	ASHA Supervisor	200	1	45	9000.00
2	TA for Participants (on actual)	ASHA Supervisor	200	1	45	9000.00
3	Honorarium to Resource Person	resource Person	500	1	1	500.00
4	Working Lunch & Tea, Snacks etc.	Participants	150	1	47	7050.00
5	Stationary (Training materials, Pad, Pen etc.)	Participants	50	1	45	2250.00
6	Contingency (Banner etc.)		1700			1700.00
<b>Total Amount per Batch</b>						<b>29500.00</b>

**District wise Budget Breakup for F.Y 2024-2025 & 2025-2026**

sno	Districts	No of Participant s per Batch	Nos of Batch Approved 2024-25	Budget (In Lakh)	Nos of Batch Approved 2025-26	Budget (In Lakh)
1	Baksa	45	1	0.295	1	0.295
2	Barpeta	45	2	0.59	2	0.59
3	Biswanath	45	1	0.295	1	0.295
4	Bongaigaon	45	1	0.295	1	0.295
5	Cachar	45	1	0.295	1	0.295
6	Charaideo	45	1	0.295	1	0.295
7	Chirang	45	1	0.295	1	0.295
8	Darrang	45	1	0.295	1	0.295
9	Dhemaji	45	1	0.295	1	0.295
10	Dhubri	45	1	0.295	1	0.295
11	Dibrugarh	45	1	0.295	1	0.295

*Just K. Choudhury* — *Dr. Geetanjali*

sno	Districts	No of Participants per Batch	Nos of Batch Approved 2024-25	Budget (In Lakh)	Nos of Batch Approved 2025-26	Budget (In Lakh)
12	Dima Hasao	45	1	0.295	1	0.295
13	Goalpara	45	1	0.295	1	0.295
14	Golaghat	45	1	0.295	1	0.295
15	Hailakandi	45	1	0.295	1	0.295
16	Hojai	45	1	0.295	1	0.295
17	Jorhat	45	1	0.295	1	0.295
18	Kamrup	45	1	0.295	1	0.295
19	Kamrup Metro	45	1	0.295	1	0.295
20	Karbi Anglong	45	1	0.295	1	0.295
21	Karimganj	45	1	0.295	1	0.295
22	Kokrajhar	45	1	0.295	1	0.295
23	Lakhimpur	45	1	0.295	1	0.295
24	Majuli	45	1	0.295	1	0.295
25	Marigaon	45	1	0.295	1	0.295
26	Nagaon	45	1	0.295	1	0.295
27	Nalbari	45	1	0.295	1	0.295
28	Sivasagar	45	1	0.295	1	0.295
29	Sonitpur	45	1	0.295	1	0.295
30	South Salmara	45	1	0.295	1	0.295
31	Tinsukia	45	1	0.295	1	0.295
32	Udalguri	45	1	0.295	1	0.295
33	West Karbi Anglong	45	1	0.295	1	0.295
<b>Total</b>			<b>34</b>	<b>10.03</b>	<b>34</b>	<b>10.03</b>

Jmit K. Chakraborty — Dr. Geetanjali

**Name of the Activity- 1 day training of CHO on FPLMIS****FMR Code- RCH 6 SL. No 48.2****Tentative Budget Breakup**

1. Category of Participants: CHO						
2. Duration of Training: 1 Day						
3. Participants per Batch: 35 no's						
SL. No.	Component	Category	Rate (in Rs.)	No. of Days	Unit	Amount (in Rs.)
1	DA for Participants	CHO	200	1	35	7000.00
2	TA for Participants (on actual)	CHO	300	1	35	10500.00
3	Honorarium to resource Person	resource Person	500	1	1	500.00
4	Working Lunch & Tea, Snacks etc.	Participants	250	1	36	9000.00
5	Stationary (Training materials, Pad, Pen etc.)	Participants	100	1	36	3600.00
6	Contingency (Banner etc.)				3600	3600.00
<b>Total Amount</b>						<b>34200.00</b>

**District wise budget breakup for 2024-2025 & 2025-2026**

sno	District	No of Participants per Batch	Nos of Batch Approved 2024-25	Budget (In Lakh)	Nos of Batch Approved 2025-26	Budget (In Lakh)
1	Baksa	35	1	0.342	1	0.342
2	Barpeta	35	2	0.684	2	0.684
3	Biswanath	35	1	0.342	1	0.342
4	Bongaigaon	35	1	0.342	1	0.342
5	Cachar	35	2	0.684	1	0.342
6	Charaideo	35	1	0.342	1	0.342
7	Chirang	35	1	0.342	1	0.342
8	Darrang	35	2	0.684	1	0.342
9	Dhemaji	35	1	0.342	1	0.342
10	Dhubri	35	2	0.684	1	0.342
11	Dibrugarh	35	3	1.026	3	1.026
12	Dima Hasao	35	1	0.342	0	0
13	Goalpara	35	3	1.026	1	0.342
14	Golaghat	35	1	0.342	2	0.684
15	Hailakandi	35	1	0.342	1	0.342
16	Hojai	35	1	0.342	0	0
17	Jorhat	35	2	0.684	1	0.342
18	Kamrup	35	3	1.026	3	1.026

*Junit Kr. Ghoshy - Dr. Geetanjali*

sno	District	No of Participants per Batch	Nos of Batch Approved 2024-25	Budget (In Lakh)	Nos of Batch Approved 2025-26	Budget (In Lakh)
19	Kamrup Metro	35	1	0.342	0	0
20	Karbi Anglong	35	1	0.342	1	0.342
21	Karimganj	35	1	0.342	1	0.342
22	Kokrajhar	35	1	0.342	1	0.342
23	Lakhimpur	35	2	0.684	2	0.684
24	Majuli	35	1	0.342	0	0
25	Marigaon	35	1	0.342	2	0.684
26	Nagaon	35	2	0.684	2	0.684
27	Nalbari	35	1	0.342	1	0.342
28	Sivasagar	35	2	0.684	1	0.342
29	Sonitpur	35	2	0.684	1	0.342
30	South Salmara	35	1	0.342	1	0.342
31	Tinsukia	35	2	0.684	3	1.026
32	Udalguri	35	2	0.684	2	0.684
33	West Karbi Anglong	35	1	0.342	0	0
<b>Total</b>			<b>50</b>	<b>17.1</b>	<b>40</b>	<b>13.68</b>

Dr. Geetanjali

**Name of the activity: Training of Medical Officers on Post Abortion Family Planning**  
**FMR Code- RCH 6 SL. NO. 50.6**

Estimated Budget Breakup					
Category of Participants: CAC cum IUCD trained Medical Officers					
No. of Participants: 10					
No. of Batches: 34					
SI No	Particulars	Rate (In Rs)	No. of Days	Unit	Amount in Rs.
1	DA for participants	300	1	10	3,000.00
2	TA for participants	300	1	10	3,000.00
3	Resource Person Fee	500	1	2	1,000.00
4	Refreshment of the participants	300	1	15	4,500.00
5	Stationaries	250	1	12	3,000.00
6	Miscellaneous			2000	2,000.00
<b>Total</b>					<b>16,500.00</b>

**District wise budget breakup for F.Y 24-25 & 25-26**

Districts	2024-2025		2025-2026	
	No. of Batches	Budget (In lakh)	No. of Batches	Budget (In lakh)
Baksa	1	0.165	1	0.165
Barpeta	2	0.33	2	0.33
Biswanath	1	0.165	1	0.165
Bongaigaon	1	0.165	1	0.165
Cachar	1	0.165	1	0.165
Charaideo	1	0.165	1	0.165
Chirang	1	0.165	1	0.165
Darrang	1	0.165	1	0.165
Dhemaji	1	0.165	1	0.165
Dhubri	1	0.165	1	0.165
Dibrugarh	1	0.165	1	0.165
Dima Hasao	1	0.165	1	0.165
Goalpara	1	0.165	1	0.165
Golaghat	1	0.165	1	0.165
Hailakandi	1	0.165	1	0.165
Hojai	1	0.165	1	0.165
Jorhat	1	0.165	1	0.165
Kamrup	1	0.165	1	0.165

*Dr. K. C. Guha - Dr. Geetanjali*

Districts	2024-2025		2025-2026	
	No. of Batches	Budget (In lakh)	No. of Batches	Budget (In lakh)
Kamrup Metro	1	0.165	1	0.165
Karbi Anglong	1	0.165	1	0.165
Karimganj	1	0.165	1	0.165
Kokrajhar	1	0.165	1	0.165
Lakhimpur	1	0.165	1	0.165
Majuli	1	0.165	1	0.165
Marigaon	1	0.165	1	0.165
Nagaon	1	0.165	1	0.165
Nalbari	1	0.165	1	0.165
Sivasagar	1	0.165	1	0.165
Sonitpur	1	0.165	1	0.165
South Salmara	1	0.165	1	0.165
Tinsukia	1	0.165	1	0.165
Udalguri	1	0.165	1	0.165
West Karbi Anglong	1	0.165	1	0.165
<b>Total</b>	<b>34</b>	<b>5.61</b>	<b>34</b>	<b>5.61</b>

**Name of the Activity- Training of Frontline Workers (MPW/ANM) on RMNCAH+N  
FMR Code- RCH 6 SL.NO. 50.13**

Sno	District Name	No of Participants (2 participants from each SC)	Nos of Batch (30Nos Participants per Batch)	Estimated Budget per Batch	Estimated Budget per Batch
1	Baksa	314	10	125600	1.256
2	Barpeta	536	18	214400	2.144
3	Biswanath	278	9	111200	1.112
4	Bongaigaon	218	7	87200	0.872
5	Cachar	548	18	219200	2.192
6	Charaideo	158	5	63200	0.632
7	Chirang	182	6	72800	0.728
8	Darrang	318	11	127200	1.272
9	Dhemaji	202	7	80800	0.808
10	Dhubri	396	13	158400	1.584
11	Dibrugarh	472	16	188800	1.888
12	Dima Hasao	160	5	64000	0.64
13	Goalpara	310	10	124000	1.24
14	Golaghat	298	10	119200	1.192
15	Hailakandi	214	7	85600	0.856

*Junit K. Choudhury - Dr. Geetanjali*



Sno	District Name	No of Participants (2 participants from each SC)	Nos of Batch (30Nos Participants per Batch)	Estimated Budget per Batch	Estimated Budget per Batch
16	Hojai	196	7	78400	0.784
17	Jorhat	222	7	88800	0.888
18	Kamrup	568	19	227200	2.272
19	Kamrup Metro	102	3	40800	0.408
20	Karbi Anglong	236	8	94400	0.944
21	Karimganj	468	16	187200	1.872
22	Kokrajhar	330	11	132000	1.32
23	Lakhimpur	304	10	121600	1.216
24	Majuli	74	2	29600	0.296
25	Marigaon	290	10	116000	1.16
26	Nagaon	520	17	208000	2.08
27	Nalbari	252	8	100800	1.008
28	Sivasagar	302	10	120800	1.208
29	Sonitpur	292	10	116800	1.168
30	South Salmara	100	3	40000	0.4
31	Tinsukia	342	11	136800	1.368
32	Udalguri	300	10	120000	1.2
33	West Karbi Anglong	100	3	40000	0.4
	<b>Total</b>	<b>9602</b>	<b>317</b>	<b>3840800</b>	<b>38.408</b>

*Dr. K. K. Choudhury - Dr. Geetanjali*

**Name of the Activity- RMNCAH+N Cum Family Planning Training of CHO**  
**FMR CODE- RCH 6 SL NO 50.16**

**Key points to be covered in the training**

1. Overview of National Family Planning Program
2. Knowledge regarding various methods of family Planning including the newer Contraceptives in districts like Hailakandi, Goalpara, Nagaon (Injectable MPA) & Dhubri, Dibrugarh, Kamrup Metro for implants.
3. Counseling couples on contraceptive choices in interval & post pregnancy period
4. Method specific Counselling
5. Counselling regarding the menstrual Changes following adoption of a contraceptive method

Tentative Budget Breakup						
1.Category of Participants: CHO						
2.Duration of Training: 1 Day						
3.Participants per Batch: 40						
SL. No.	Component	Category	Rate (In Rs.)	No. of Days	Unit	Amount
1	DA for Participants	CHO	200	1	40	8,000
2	TA for Participants (on Actual)	CHO	300	1	40	12,000
3	Honorarium to resource Person	Resource Person	500	1	2	1,000
4	Working Lunch & Tea, Snacks, water bottle etc.	Participants	250	1	45	11,250
5	Stationary (Training materials, Pad, Pen etc.)	Participants	200	1	40	8,000
6	Contingency				2000	2,000
<b>Budget per Batch</b>						<b>42,250</b>

**District wise budget breakup for F.Y 2024-2025 & 2025-2026**

Sl. No.	Districts	2024-2025		2025-2026	
		No. of Batches	Budget (In lakh)	No. of Batches	Budget (In lakh)
1	Baksa	1	0.4225	1	0.4225
2	Barpeta	2	0.845	2	0.845
3	Biswanath	1	0.4225	1	0.4225
4	Bongaigaon	1	0.4225	1	0.4225
5	Cachar	1	0.4225	1	0.4225
6	Charaideo	1	0.4225	1	0.4225
7	Chirang	1	0.4225	1	0.4225
8	Darrang	1	0.4225	1	0.4225
9	Dhemaji	1	0.4225	1	0.4225

*Dr. K. K. Choudhury* — *Dr. G. S. Choudhury*

Sl. No.	Districts	2024-2025		2025-2026	
		No. of Batches	Budget (In lakh)	No. of Batches	Budget (In lakh)
10	Dhubri	1	0.4225	1	0.4225
11	Dibrugarh	1	0.4225	1	0.4225
12	Dima Hasao	1	0.4225	1	0.4225
13	Goalpara	1	0.4225	1	0.4225
14	Golaghat	1	0.4225	1	0.4225
15	Hailakandi	1	0.4225	1	0.4225
16	Hojai	1	0.4225	1	0.4225
17	Jorhat	1	0.4225	1	0.4225
18	Kamrup R	1	0.4225	1	0.4225
19	Kamrup M	1	0.4225	1	0.4225
20	Karbi Anglong	1	0.4225	1	0.4225
21	Karimganj	1	0.4225	1	0.4225
22	Kokrajhar	1	0.4225	1	0.4225
23	Lakhimpur	1	0.4225	1	0.4225
24	Majuli	1	0.4225	1	0.4225
25	Marigaon	1	0.4225	1	0.4225
26	Nagaon	1	0.4225	1	0.4225
27	Nalbari	1	0.4225	1	0.4225
28	Sivasagar	1	0.4225	1	0.4225
29	Sonitpur	1	0.4225	1	0.4225
30	South Salmara	1	0.4225	1	0.4225
31	Tinsukia	1	0.4225	1	0.4225
32	Udalguri	1	0.4225	1	0.4225
33	West Karbi Anglong	1	0.4225	1	0.4225
	<b>Total</b>	<b>34</b>	<b>14.365</b>	<b>34</b>	<b>14.365</b>

**Name of the Activity: Re - orientation of ASHA on FP & modern contraceptive**  
**FMR Code- RCH 6 SL No.50.18**

Sno	District	2024-2025		2025-2026	
		No. of Batches	Budget (In lakh)	No. of Batches	Budget (In lakh)
1	Baksa	3	1.08	3	1.08
2	Barpeta	5	1.8	5	1.8
3	Biswanath	2	0.72	2	0.72
4	Bongaigaon	2	0.72	2	0.72
5	Cachar	5	1.8	5	1.8
6	Charaideo	1	0.36	1	0.36

*Dr. K. K. Choudhury* — *Dr. Geethanjali*

Sno	District	2024-2025		2025-2026	
		No. of Batches	Budget (In lakh)	No. of Batches	Budget (In lakh)
7	Chirang	2	0.72	2	0.72
8	Darrang	3	1.08	3	1.08
9	Dhemaji	2	0.72	2	0.72
10	Dhubri	5	1.8	5	1.8
11	Dibrugarh	4	1.44	4	1.44
12	Dima Hasao	1	0.36	1	0.36
13	Goalpara	3	1.08	3	1.08
14	Golaghat	3	1.08	3	1.08
15	Hailakandi	2	0.72	2	0.72
16	Hojai	2	0.72	2	0.72
17	Jorhat	3	1.08	3	1.08
18	Kamrup (Metro)	2	0.72	2	0.72
19	Kamrup	5	1.8	5	1.8
20	Karbi Anglong	2	0.72	2	0.72
21	Karimganj	4	1.44	4	1.44
22	Kokrajhar	4	1.44	4	1.44
23	Lakhimpur	4	1.44	4	1.44
24	Majuli	1	0.36	1	0.36
25	Marigaon	2	0.72	2	0.72
26	Nagaon	5	1.8	5	1.8
27	Nalbari	2	0.72	2	0.72
28	Sivasagar	2	0.72	2	0.72
29	Sonitpur	3	1.08	3	1.08
30	South Salmara	1	0.36	1	0.36
31	Tinsukia	5	1.8	5	1.8
32	Udalguri	3	1.08	3	1.08
33	West Karbi Anglong	1	0.36	1	0.36
<b>Total</b>		<b>94</b>	<b>33.84</b>	<b>94</b>	<b>33.84</b>

Just K. Choudhury — Dr. G. Choudhury

**Trainings & Orientation under New Contraceptives****Implants – Kamrup Metro, Dibrugarh, Dhubri****Injectable MPA SUBCUTANEOUS- Goalpara, Hailakandi, Nagaon****Name of the Activity- Antara Subcutaneous orientation Training – District level ASHA****FMR Code- RCH 6 SL No. 50.22**

Estimated Budget Breakup						
1. Category of Participants:		ASHAs				
2. Duration of Training:		Half Day				
3. Participants per Batch:		50				
SL. No.	Component	Category	Rate (In Rs.)	No. of Days	Unit	Amount (In Rs.)
1	DA for participants	ASHA	100	1	50	5000
2	TA for Participants (on actual)	ASHA	200	1	50	10000
3	Honorarium to Resource Person	Resource Person	500	1	1	500
4	Working Lunch & Tea, Snacks etc.	Participants	250	1	60	15000
5	Stationary (Training materials, Pad, Pen etc.)	Participants	100	1	50	5000
6	Contingency (Banner etc.)	2000				2000
<b>Total Amount per Batch</b>						<b>33800</b>

**District wise budget breakup for F.Y 24-25 & 25-26**

Sl. No.	Districts	2024-2025		2025-2026	
		No. of Batches	Budget (In lakh)	No. of Batches	Budget (In lakh)
1	Goalpara	5	1.69	3	1.014
2	Hailakandi	4	1.352	3	1.014
3	Nagaon	7	2.366	4	1.352
<b>Total</b>		<b>16</b>	<b>5.408</b>	<b>10</b>	<b>3.38</b>

*Just K. Choudhury* — *Dr. Geetanjali*

**FMR CODE- RCH 6 SL. NO 50.24****Name of the Activity- Subdermal Implant -District Level Orientation- Training of Program Officials**

Estimated Budget Break up						
1. Category of Participants: District and Block level Officials						
2. Duration of Training: 1 Day						
3. Participants per Batch: 45						
SL. No.	Component	Category	Rate (In Rs.)	No. of Days	Unit	Amount (in Rs.)
1	DA for Participants	District and Block level Managers	200	1	45	9000
2	TA for Participants (on actual)	District and Block level Managers	300	1	45	13500
3	Honorarium to Resource Person	Resource Person	500	1	4	2000
4	Working Lunch & Tea, Snacks etc.	Participants	250	1	50	12500
5	Stationary (Training materials, Pad, Pen etc.)	Participants	200	1	45	9000
6	Contingency (Banner etc.)				4000	4000
<b>Total Amount per Batch</b>						<b>50000</b>

**District wise Budget Breakup for 24-25**

Sl. No	Name of the District	No. of Batches	Budget (lakhs)
1	Dhubri	1	0.50
2	Dibrugarh	1	0.50
3	Kamrup Metro	1	0.50
<b>Total Budget</b>		<b>3</b>	<b>1.50</b>

Dr. Geetanjali

**FMR Code- RCH 6 SL NO 50.25****Name of the Activity- Subdermal Implant - orientation training - District level medical officer**

Budget Per Batch						
1. Category of Participants:		Doctors				
2. Duration of Training:		1 Day				
3. Participants per Batch:		25				
SL. No.	Component	Category	Rate (in Rs.)	No. of Days	Unit	Amount (In Rs.)
1	DA for Participants	Medical Officers	300	1	25	7500
2	TA for Participants (on actual)	Medical Officers	500	1	25	12500
3	Honorarium to Resource Person	Medical Officers	500	1	4	2000
4	Working Lunch & Tea, Snacks etc.	Participants	250	1	30	7500
5	Stationary (Training materials, Pad, Pen etc.)	Participants	400	1	25	10000
6	Contingency (Banner etc.)	4000				4000
<b>Total Amount per Batch (In Rs)</b>						<b>43500</b>

**District wise budget breakup 2024-2025**

Sl. No	Name of the District	No. of Batches	Budget (lakhs)
1	Dhubri	1	0.435
2	Dibrugarh	1	0.435
3	Kamrup Metro	1	0.435
<b>Total</b>		<b>3</b>	<b>1.305</b>

*Dr. K. K. Choudhury* — *Dr. G. G. Choudhury*

**FMR CODE- RCH 6 SL. NO. 50.26****Name of the Activity- Subdermal Implant-Orientation Training- District Level ASHA**

Estimated Budget Breakup						
1. Category of Participants:		ASHAs				
2. Duration of Training:		Half Day				
3. Participants per Batch:		50				
SL. No.	Component	Category	Rate (In Rs.)	No. of Days	Unit	Amount (In Rs.)
1	DA for participants	ASHA	100	1	50	5000
2	TA for Participants (on actual)	ASHA	200	1	50	10000
3	Honorarium to Resource Person	Resource Person	300	1	1	300
4	Working Lunch & Tea, Snacks etc.	Participants	220	1	55	12100
5	Stationary (Training materials, Pad, Pen etc.)	Participants	100	1	50	5000
6	Contingency (Banner etc.)	1400				1400
Total Amount per Batch						33800

**District wise budget breakup for F.Y 24-25 & 25-26**

Sl. No.	Districts	2024-2025		2025-2026	
		No. of Batches	Budget (In lakh)	No. of Batches	Budget (In lakh)
1	Dhubri	18	6.084	15	5.07
2	Dibrugarh	14	4.73	12	4.056
3	Kamrup Metro	8	2.704	6	2.028
<b>Total</b>		<b>40</b>	<b>13.52</b>	<b>33</b>	<b>11.154</b>

Dr. K. C. Choudhury - Dr. Geedamjati



**Name of the Training- Subdermal Implant- Orientation Training- District level CHO/ANM**  
**FMR CODE- RCH 6 SL. NO. 50.27**

Estimated Budget Breakup						
1. Category of Participants:		CHO, ANM				
2. Duration of Training:		1 Day				
3. Participants per Batch:		30				
SL. No.	Component	Category	Rate (In Rs.)	No. of Days	Unit	Amount (In Rs.)
1	DA for Participants	CHOs & ANMs	200	1	30	6000
2	TA for Participants (on actual)	CHOs & ANMs	300	1	30	9000
3	Honorarium to Resource Person	Resource Person	500	1	2	1000
4	Working Lunch & Tea, Snacks etc.	Participants	250	1	40	10000
5	Stationary (Training materials, Pad, Pen etc.)	Participants	100	1	30	3000
6	Contingency (Banner etc.)				3000	3000
<b>Total Amount per Batch</b>						<b>32000</b>

**District wise budget breakup for F.Y 24-25 & 25-26**

Sl. No.	Districts	2024-2025		2025-2026	
		No. of Batches	Budget (In lakh)	No. of Batches	Budget (In lakh)
1	Dhubri	7	2.24	1.28	5.07
2	Dibrugarh	8	2.56	1.61	4.056
3	Kamrup Metro	1	0.32	0.32	2.028
<b>Total</b>		<b>16</b>	<b>5.12</b>	<b>10</b>	<b>4.327</b>

*Dr. Geetanjali*

**Contact Person at Family Planning Division, State Head quarter, NHM, Assam**

Sl. No	Name of the Officials	Designation	Phone No
1	Dr. Geetanjali Bhattacharjee	In charge Family Planning Division	9706943055
2	Mr. Amit Kumar Chaudhury	Consultant FPLMIS	9954788552
3	Mrs. Upasana Das	Program Executive Family Planning Division	8638683381
4	Mrs. Chandrama Nath	Administrative Assistant Family Planning Division	9678010960

