




**Health and Family Welfare Department,
Government of Assam &
National Health Mission, Assam**



COVID-19 Media Bulletin: Dated-02/05/2021

Assam has been at the forefront of the fight against Covid19 since the first patient was detected on 31st March 2020. The State has successfully combated this disease this far by following all health protocols & guidelines issued by WHO & MoHFW. The State is still relentlessly fighting the pandemic with the support of its health department in convergence with other departments.

Protect yourself and the society from COVID-19



Present status of COVID-19 as on 02nd May, 2021


COVID-19 tests conducted	New cases detected today	Today's positivity rate	Patients discharged today	Today's death	Active Cases
23,818	2,385	10.01%	2,831	30	24,551

Today's high case load districts			
Kamrup (M): 1,099	Tinsukia: 181	Dibrugarh: 148	Nagaon: 90
District wise death (Today)			
Kamrup (M): 12	Barpeta: 4	Udalguri: 3	Bongaigaon: 2
Dibrugarh: 2	Sonitpur: 2	Goalpara: 1	Hojai: 1
Jorhat: 1	Kamrup (R): 1	Tinsukia: 1	

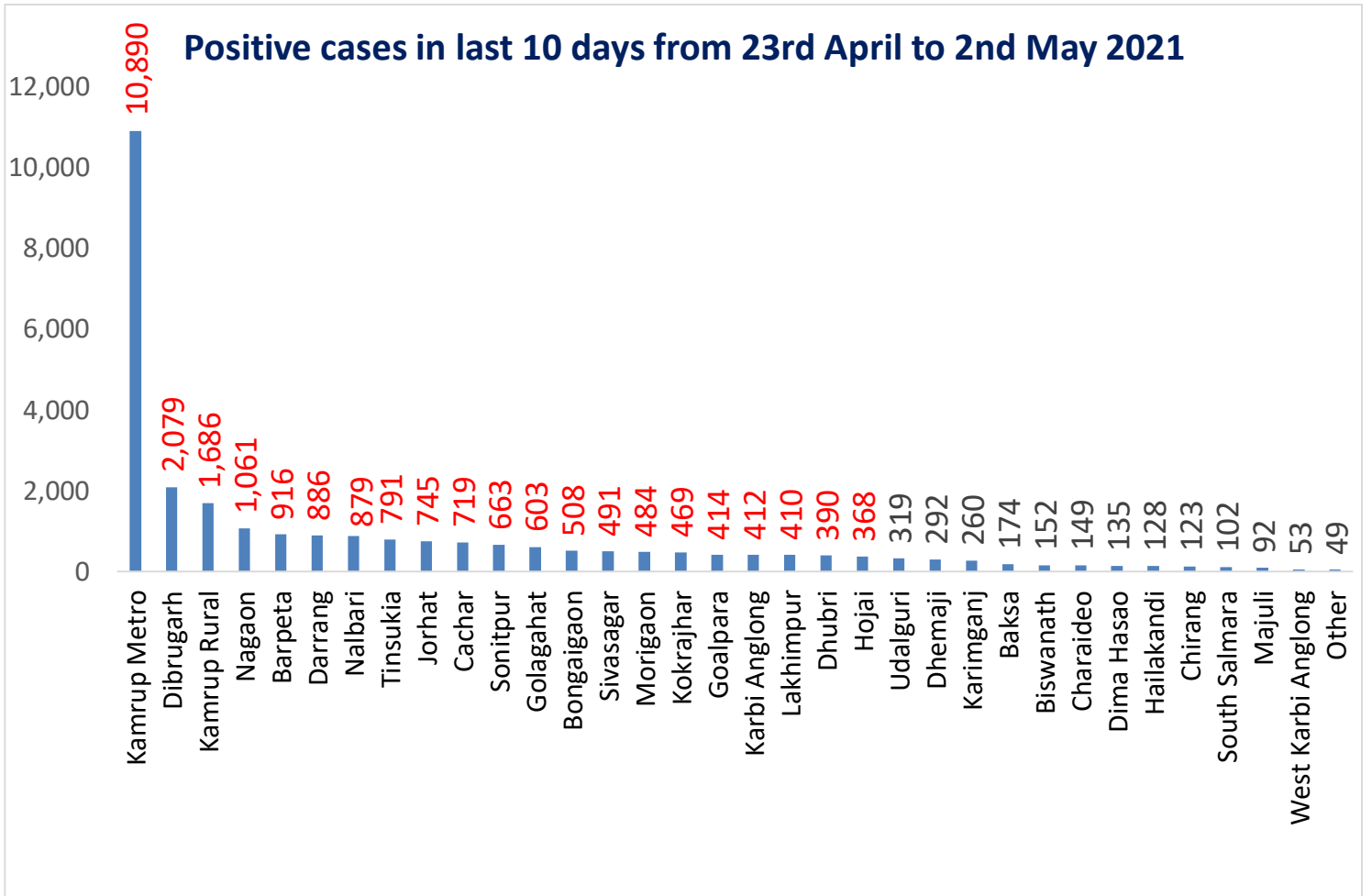
COVID-19 Tests conducted (Cumulative)	COVID Positive Cases	Discharged	COVID Deaths	
86,82,755	2,58,961	2,31,703	1,360	
Test per million population		Recovery rate	COVID-19 Death %	COVID Positive Patient dead for other reasons
2.53 Lakhs		89.47 %	0.53 %	1,347

COVID-19 Vaccination status of the State

Cumulative performance till 02nd May, 2021 09:00 PM (As per cowin.gov.in)

 <p>Get Vaccinated and give yourself and your loved ones a promise of safety & care!</p>	Dose 1	20,31,779
	Dose 2	5,56,449
	Total	25,88,228

District Wise Covid-19 Positive Cases: last 10 days



DISTRICT WISE LIST OF POSITIVE PATIENTS AS ON 02/05/2021

Districts	Yesterday's last report till 2 PM today	2 PM to 7 PM		Today's Total		
	RTPCR	RTPCR	AG	RTPCR	AG	Total
Baksa	10	0	0	10	0	10
Barpeta	20	3	29	23	29	52
Biswanath	0	0	26	0	26	26
Bongaigaon	11	0	43	11	43	54
Cachar	16	0	62	16	62	78
Charaideo	8	0	3	8	3	11
Chirang	2	0	3	2	3	5
Darrang	2	39	24	41	24	65
Dhemaji	0	1	26	1	26	27
Dhubri	0	0	27	0	27	27
Dibrugarh	49	3	96	52	96	148
Dima Hasao	0	0	17	0	17	17
Goalpara	2	0	11	2	11	13
Golaghat	9	0	11	9	11	20
Hailakandi	0	0	10	0	10	10
Hojai	0	2	17	2	17	19
Jorhat	19	0	30	19	30	49
Kamrup Metro	294	220	585	514	585	1099
Kamrup Rural	7	2	62	9	62	71
Karbi Anglong	0	6	54	6	54	60
Karimganj	0	0	18	0	18	18
Kokrajhar	1	0	18	1	18	19
Lakhimpur	0	0	24	0	24	24
Majuli	1	0	4	1	4	5
Morigaon	2	0	35	2	35	37
Nagaon	24	1	65	25	65	90
Nalbari	3	0	46	3	46	49
Sivasagar	8	2	22	10	22	32
Sonitpur	0	10	30	10	30	40
South Salmara	0	0	6	0	6	6
Tinsukia	71	2	108	73	108	181
Udalguri	1	0	10	1	10	11
West Karbi Anglong	0	4	1	4	1	5
Others	5	2	0	7	0	7
Total	565	297	1523	862	1523	2385