




**Health and Family Welfare Department,
Government of Assam &
National Health Mission, Assam**



COVID-19 Media Bulletin: Dated-16/05/2021

Assam has been at the forefront of the fight against Covid19 since the first patient was detected on 31st March 2020. The State has successfully combated this disease this far by following all health protocols & guidelines issued by WHO & MoHFW. The State is still relentlessly fighting the pandemic with the support of its health department in convergence with other departments.

Protect yourself and the society from COVID-19



Present status of COVID-19 as on 16th May, 2021


COVID-19 tests conducted	New cases detected today	Today's positivity rate	Patients discharged today	Today's death	Active Cases
42,884	3,650	8.51%	4,225	56	43,377

Today's high case load districts			
Kamrup (M): 1,197	Cachar: 262	Dibrugarh: 240	Kamrup(R): 211
District wise death (Today)			
Kamrup (M): 13	Udalguri: 5	Dibrugarh: 4	Jorhat: 4
Kamrup(R): 4	Sonitpur: 4	Cachar: 3	Golaghat: 3
Karbi Anglong: 3	Darrang: 2	Hojai: 2	Tinsukia: 2
Baksa: 1	Barpeta: 1	Dhemaji: 1	Dhubri: 1
Lakhimpur: 1	Nagaon: 1		Nalbari: 1

COVID-19 Tests conducted (Cumulative)	COVID Positive Cases	Discharged	COVID Deaths	
94,92,702	3,28,629	2,81,726	2,179	
Test per million population		Recovery rate	COVID-19 Death %	COVID Positive Patient dead for other reasons
2.76 Lakhs		85.73%	0.66%	1,347

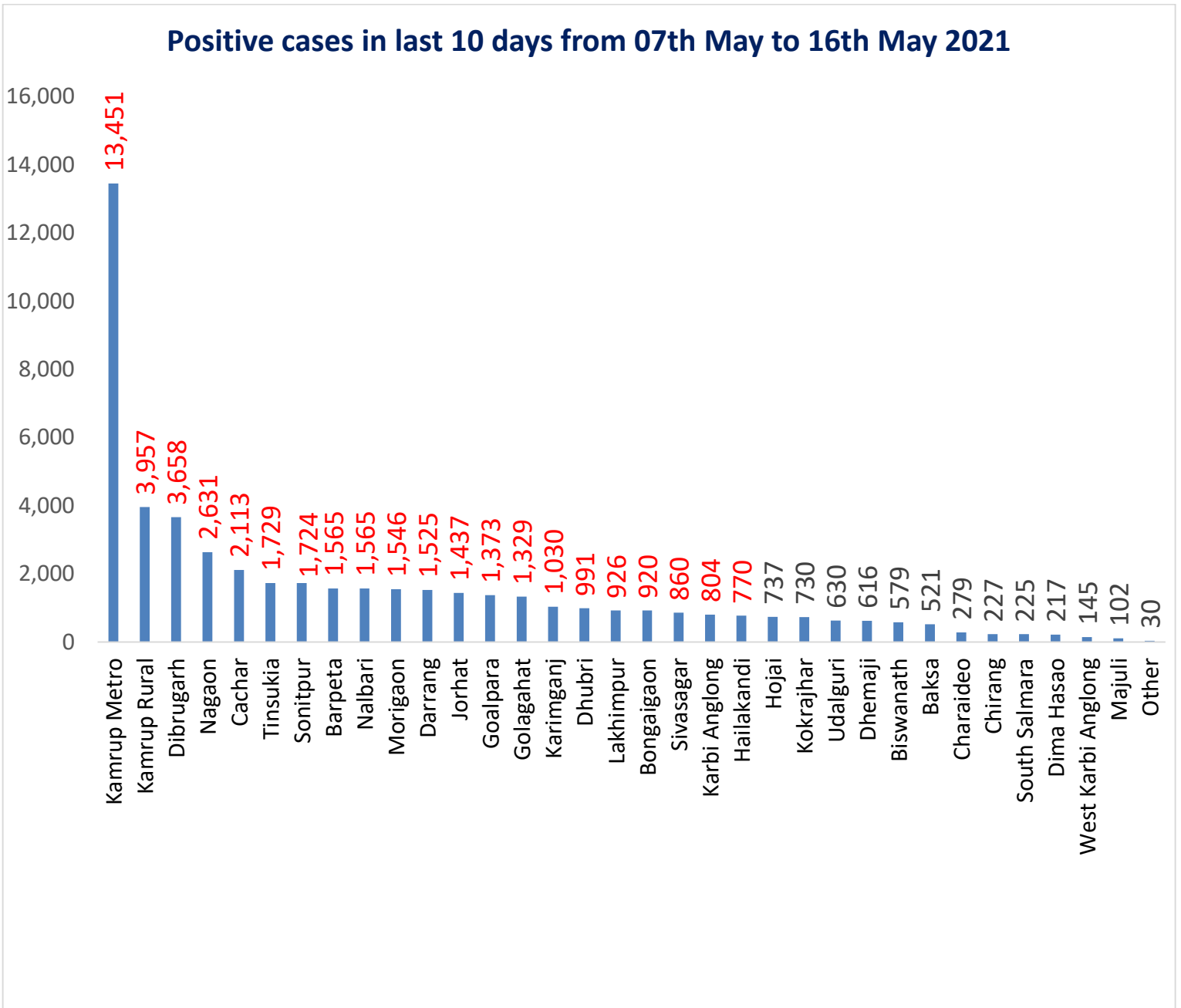
COVID-19 Vaccination status of the State

Cumulative performance till 16th May, 2021 08:30 PM (As per cowin.gov.in)

 <p>Get Vaccinated and give yourself and your loved ones a promise of safety & care!</p>	Dose 1	26,69,444
	Dose 2	7,31,390
	Total	34,00,834

District Wise Covid-19 Positive Cases: last 10 days

Positive cases in last 10 days from 07th May to 16th May 2021



DISTRICT WISE LIST OF POSITIVE PATIENTS AS ON 16/05/2021

Districts	Yesterday's last report till 2 PM today	2 PM to 7 PM		Today's Total		
	RTPCR	RTPCR	AG	RTPCR	AG	Total
Baksa	1	0	15	1	15	16
Barpeta	19	0	63	19	63	82
Biswanath	0	7	10	7	10	17
Bongaigaon	31	8	40	39	40	79
Cachar	27	5	230	32	230	262
Charaideo	11	2	2	13	2	15
Chirang	2	0	3	2	3	5
Darrang	15	0	109	15	109	124
Dhemaji	0	1	12	1	12	13
Dhubri	0	0	48	0	48	48
Dibrugarh	52	20	168	72	168	240
Dima Hasao	0	0	7	0	7	7
Goalpara	0	0	117	0	117	117
Golaghat	29	0	50	29	50	79
Hailakandi	5	1	69	6	69	75
Hojai	0	1	35	1	35	36
Jorhat	10	1	86	11	86	97
Kamrup Metro	409	235	553	644	553	1197
Kamrup Rural	3	13	195	16	195	211
Karbi Anglong	0	3	57	3	57	60
Karimganj	2	14	54	16	54	70
Kokrajhar	0	0	34	0	34	34
Lakhimpur	8	2	22	10	22	32
Majuli	0	0	2	0	2	2
Morigaon	0	1	104	1	104	105
Nagaon	8	2	161	10	161	171
Nalbari	1	1	71	2	71	73
Sivasagar	11	3	42	14	42	56
Sonitpur	5	7	87	12	87	99
South Salmara	0	0	33	0	33	33
Tinsukia	12	4	131	16	131	147
Udalguri	1	10	26	11	26	37
West Karbi Anglong	0	0	9	0	9	9
Others	1	1	0	2	0	2
Total	663	342	2645	1005	2645	3650